


Product Information

Presence Detector Slave

Part No. CPD-360P-SLAVE

FEATURES AND BENEFITS:

- High performance presence detector
- 360° detection with lens shield, flush or surface mount
- 30m detection zone
- 2 Channel, 5 seconds to 30 minutes and 2nd channel 10 seconds to 60 minutes
- Up to 10 slaves can be attached to extend the range
- IP40 but IP54 with included Surface mount junction box
- Impulse mode to switch a staircase timer
- Optional IR remote control
- Suitable for Halogen, Fluro and LED




Flush mountable




Surface mountable with junction box




Lens shield for detection angle adjustment



Master & Slave connection is for expanding detection coverage



Manual control & Auto/ Semi-auto control are enabled by using external push button switch



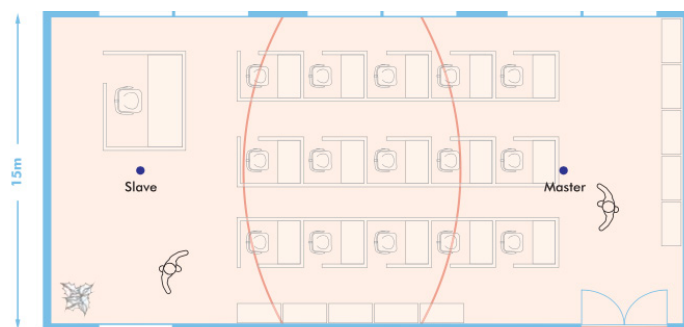
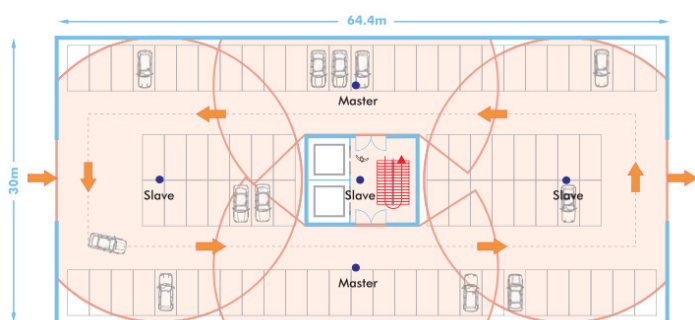
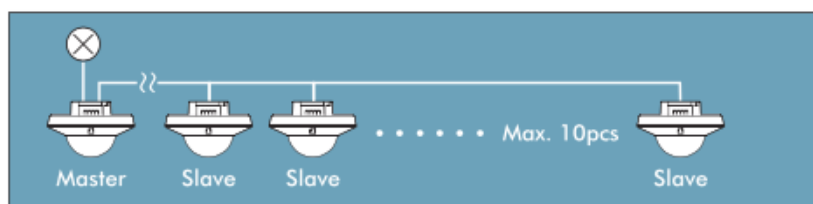
Hand-held IR remote control (optional)

In support of our policy of continuous product improvement we reserve the right to change materials and specifications without notice. Drawings, where used, are not to scale. All dimensions are in millimetres and sizes given are approximate. Where possible, technical MSDS data sheets are made available on the website. All products should be installed and used in accordance with manufacturer's instructions provided. Warning: products may be the subject of registered designs and patents. Refer to website for terms and conditions on warranty.

Product Information

TECHNICAL DATA:

The detection coverage can be enlarged by connecting slave detector(s) to the R/S terminal of master detector. Maximum of 10 slave detectors can be connected to one master detector. Under this mode, load performs according to the settings of the master sensor. Slave detector works as a movement register to send signal to master detector.



SPECIFICATIONS:

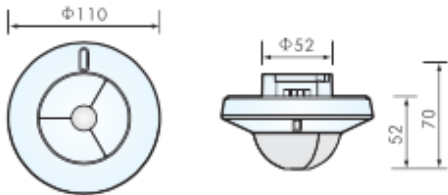
Specifications	CPD-360P	CPD-360P-SLAVE
RATED VOLTAGE	220 - 240V ~ 50/60HZ	220 - 240V ~ 50/60HZ
LOAD I FOR LIGHTING	V	X
LOAD II FOR LIGHTING	V	X
LUX SETTING	10Lux to 2000Lux	X
TIME 1 FOR LIGHTING	5 seconds - 30 minutes Test, $\sqrt{1s}$	X
TIME 2 FOR HVAC	10 seconds - 60 minutes $\sqrt{5s}$	X
OPERATING TEMPERATURE	-20°C to +45°C	20°C to +45°C
ENVIRONMENTAL PROTECTION	IP40, IP54 (with JB-41)	IP40, IP54 (with JB-41)
DETECTION ANGLE	360°	360°
DETECTION RANGE	Φ 30m	Φ 30m

In support of our policy of continuous product improvement we reserve the right to change materials and specifications without notice. Drawings, where used, are not to scale. All dimensions are in millimetres and sizes given are approximate. Where possible, technical MSDS data sheets are made available on the website. All products should be installed and used in accordance with manufacturer's instructions provided. Warning: products may be the subject of registered designs and patents. Refer to website for terms and conditions on warranty.

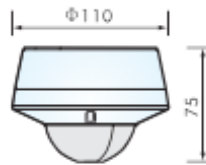
Product Information

DIMENSIONS (MM):

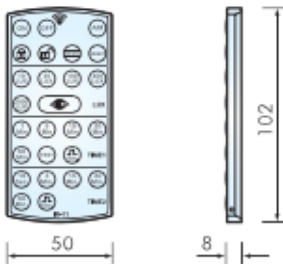
- CPD-360P-slave



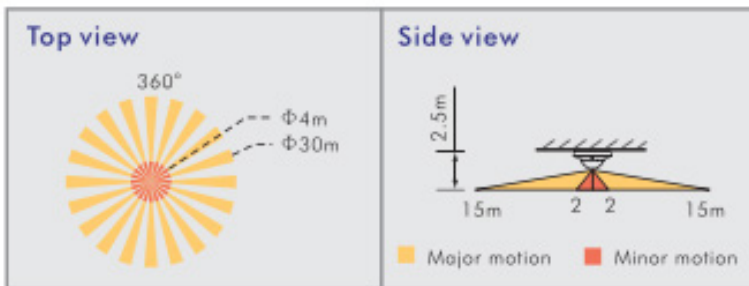
- Detector with junction box (included)



- Remote control (optional purchase)
- CPD-360P-RC



DETECTION COVERAGE:



In support of our policy of continuous product improvement we reserve the right to change materials and specifications without notice. Drawings, where used, are not to scale. All dimensions are in millimetres and sizes given are approximate. Where possible, technical MSDS data sheets are made available on the website. All products should be installed and used in accordance with manufacturer's instructions provided. Warning: products may be the subject of registered designs and patents. Refer to website for terms and conditions on warranty.