



Pneumatic Timer

319/P3019 Series

Life Is On



Product range

	-	319
	With Neon	319N
	With Extra Switch	319X
Time Delay Switch, Pneumatic, 250 V a.c., 50 Hz, 6AX	Reverse action, NC	319RA
	IP56	319HP
	IP56, Reverse Action, NC	319 HPRA
	BS Format	E319
	Pro Series	P3019

Description

The Clipsal 319/P3019 Series Pneumatic Timer is an air-valve operated switch, with time delays in the range of 30 s to 20 m.

The timer can be used in hallways and stairwells, common access areas and rest rooms. It is specifically designed to withstand harsh treatment in high traffic areas.



GDE74459

For your safety

⚠️ DANGER

HAZARD OF ELECTRIC SHOCK, EXPLOSION, OR ARC FLASH

- This product must be installed and serviced by appropriately qualified and/or licenced electrical personnel.
- Isolate the electrical supply before doing any work on this product.
- Ensure that the product has been correctly installed and tested for safe operation before reconnecting the electrical supply.
- There are no user serviceable parts inside the product.

Failure to follow these instructions will result in death or serious injury.

⚠️ CAUTION

EQUIPMENT DAMAGE HAZARD

- Pay attention to the specifications and wiring diagrams related to the installation.
- Do not use this product for any other purpose than specified in this instruction.
- Dropping the device may damage it. Check device operates after being dropped or if physical damage is shown.

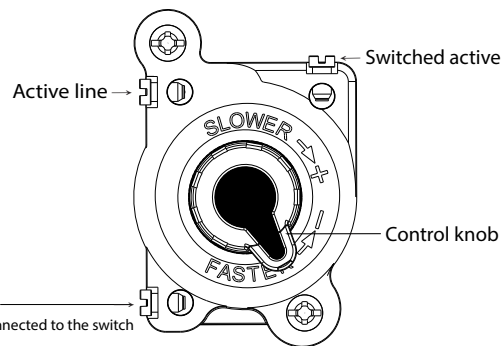
Failure to follow these instructions can result in injury or equipment damage.

Pre-installation

Ensure the area that the switch is being installed in is clean of dust, particularly in wall cavities, as small particles may impede the timer function.

Installation

Wiring Diagram



Unit Operation

Press the button fully down to actuate the timer function.

Time Adjustment

This product is primarily designed for settings up to 10 minutes. But with care, longer delays up to 20 minutes may be attainable. The factory setting is approximately 2 minutes.

For adjustment, carefully rotate arm at rear of switch by small increments.

- Rotate **Control Knob** clockwise to increase time delay.
- Rotate **Control Knob** counter-clockwise to decrease the time delay.

A slow quarter turn of the **Control Knob** may be all that is required to increase to 20 minutes. A quarter turn anti-clockwise may be all that is required to make a fast action.

Note: This switch operates on the air bleed principle and therefore it is not possible to calibrate precisely. The timing will vary slightly with manufacturing tolerances, air temperatures, relative humidity, and barometric pressure.

When adjusting the **Control Knob**:







- Use gentle pressure to make adjustments.
- Do not wind too far in, otherwise you may damage the air valve.
- Do not wind out too far. If the screw and spring pops off the back of the unit, the switch will break and must be replaced.

Technical Data

Nominal operating voltage	250 V ~ 50 Hz
Max load	6 A resistive/inductive
	6 AX capacitive/fluorescent
Time delay technique	Pneumatic
Time delay range	30 seconds to 20 minutes
Compatible loads	See Load rating table below
Environmental rating	IP56 (319HP, 319HPRA only)
Operating temperature range	0 to 40° C
Operating humidity range	10 to 90% R.H
Mounting centres	84 mm Australian Pattern Plate
	60.4 mm British Standard Pattern Plate
Compliance standard	AS/NZ 60669.1

Specifications typical at 25 °C.

Load rating table

	Incandescent	6 A
	LV halogen with electronic transformer	6 A
	LV halogen with iron-core transformer	6 A
	Fluorescent	6 A
	Halogen 240 V	6 A
	Small motor loads	M63

Customer Care

Warranty information

We warrant this product for 2 years—for details visit:

www.schneider-electric.com.au/en/about-us/legal/terms-and-conditions.jsp

Life Is On

CLIPSAL[®]
by Schneider Electric

Schneider Electric (Australia) Pty Ltd

33-37 Port Wakefield Road, Gepps Cross SA 5094

Customer Care: 13 73 28

Email: customercare.au@se.com

www.schneider-electric.com.au



Schneider Electric reserves the right to change specifications, modify designs and discontinue items without incurring obligation and whilst every effort is made to ensure that descriptions, specifications and other information in these instructions are correct, no warranty is given in respect thereof and the company shall not be liable for any error therein.

© Schneider Electric 2019

This material is copyright under Australian and international laws. Except as permitted under the relevant law, no part of this work may be reproduced by any process without prior written permission of and acknowledgment to Schneider Electric.