

**CLIPSAL**<sup>®</sup>

by Schneider Electric

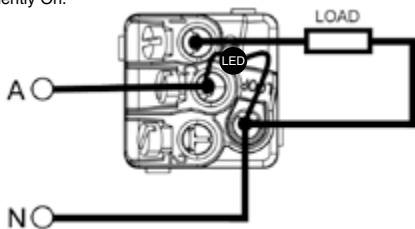
# Impress Series of Push-buttons 20A/16AX 250V a.c.

## Installation Instructions

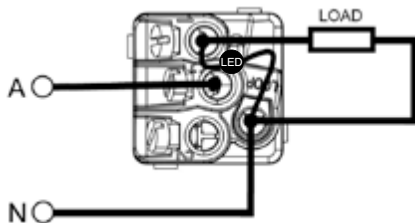
REGISTERED DESIGN • REGISTERED PATENT

### 1.0 Wiring Instructions/LED Indicator Options

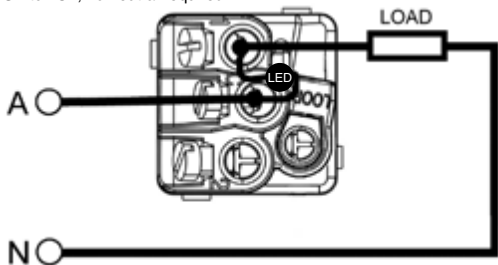
1. LED Permanently On.



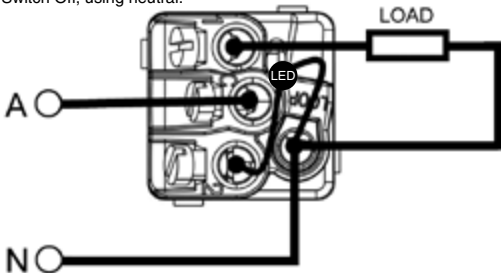
2. LED On, Switch On.



3. LED On, Switch Off, no neutral required.



4. LED On, Switch Off, using neutral.



**Note:**

- LED is factory fitted and is not removable
- LED does not have to be connected if not required
- The LED wired across switch contacts in option 3 may cause some brands of compact fluorescent lamps to flicker when the switch is turned off. This does not cause any damage to the compact fluorescent lamp, but can be rectified by using the neutral as per option 4.

**Product of Clipsal Australia Pty Ltd**

A member of Schneider Electric

**clipsal.com**

**Contact us: [clipsal.com/feedback](http://clipsal.com/feedback)**

**National Customer Care Enquiries:**

**Tel 1300 2025 25 Fax 1300 2025 56**

Clipsal Australia Pty Ltd reserves the right to change specifications, modify designs and discontinue items without incurring obligation and whilst every effort is made to ensure that descriptions, specifications and other information in this catalogue are correct, no warranty is given in respect thereof and the company shall not be liable for any error therein.

© Clipsal Australia Pty Ltd. The identified trademarks and copyrights are the property of Clipsal Australia Pty Ltd unless otherwise noted.