




CONNECT AND PROTECT

Fixing, Fastening, and Support Products

Core Range Product Offering - Australia & New Zealand





Commercial builders, energy companies, data-center operators and industrial producers worldwide have long trusted nVent CADDY, ERICO, HOFFMAN, RAYCHEM, SCHROFF and TRACER products for their electrical connection and protection needs.

These market-leading brands have united under a new company: nVent.

As nVent, established electrical brands that previously were part of the diverse Pentair offerings have joined forces under a single mission: the belief that safer systems ensure a more secure world. nVent connects and protects customers with inventive electrical solutions.

Maximize your productivity. Minimize downtime. Reduce operating costs. Trust nVent to connect and protect your electrical infrastructure.

TABLE OF CONTENTS

01. Cable / Conduit.....	5
02. Ceiling / Acoustical.....	17
03. Stud Wall.....	19
04. Datacom / Low Voltage.....	23
05. Structural Attachments.....	27
06. nVent CADDY Rod Lock.....	39
07. nVent CADDY Speed Link.....	49
08. nVent CADDY Pyramid.....	57
09. Mechanical	69
10. Seismic Bracing Systems.....	101
11. Metal Framing.....	127
12. Technical Information.....	153
Technical Information.....	154
Index - Article Number.....	155
Index - Part Number.....	161

Stainless Steel Range

NVENT CADDY MACROFIX INSULATED M8/M10, STAINLESS STEEL



Page 73

NVENT CADDY MACROFIX NON-INSULATED M8/M10, STAINLESS STEEL



Page 74

SPC STAINLESS STEEL SINGLE PIECE CLAMP FOR COPPER PIPE




Page 88

HAMMER-ON FLANGE CLIP, SIDE MOUNT




Page 37

STRUT CHANNEL TYPE A, SLOTTED



Page 133

STRUT CHANNEL TYPE C, SLOTTED



Page 134

01. Cable / Conduit



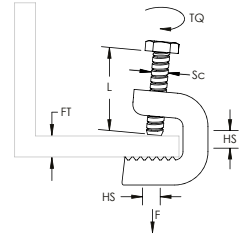
Cable/Conduit

CLAMPS AND CLIPS

MULTI-FUNCTION C-CLAMP

FEATURE

- Multi-functional beam clamp
- Use with Cable/Conduit/Pipe Clamp or Square Washer for Multi-Function C-Clamp

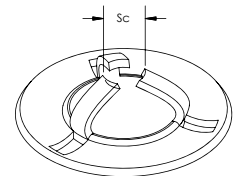


Part Number	Article Number	Flange Thickness	Hole Size	Screw Diameter	Screw Length	Torque	Static Load
C20HD	336100	4 – 20 mm	14 mm	M6	25 mm	3 N-m	1,100 N
C30HD	336110	17 – 30 mm	14 mm	M8	30 mm	3 N-m	1,100 N
C45HD	336120	30 – 44 mm	14 mm	M8	30 mm	3 N-m	1,100 N
C20S4	336130	4 – 20 mm	14 mm	M6	25 mm	3 N-m	1,100 N
C30S4	336140	17 – 30 mm	14 mm	M8	30 mm	3 N-m	1,100 N
C45S4	336150	30 – 44 mm	14 mm	M8	30 mm	3 N-m	1,100 N

Setscrew must be tightened and torqued onto the sloped side of the I-beam.

FLANGE PROTECTOR FOR MULTI-FUNCTION C-CLAMP

FEATURE



Part Number	Article Number	Screw Diameter
SPPM6HD	336200	M6
SPPM8HD	336210	M8
SPPM6S4	336220	M6
SPPM8S4	336230	M8

When the laquer protective plates are used, the clamping range is reduced by approximately 3 mm and the permissible load must be reduced by 20%. The screw tip should be placed so it will not damage the paint of the steel structure.

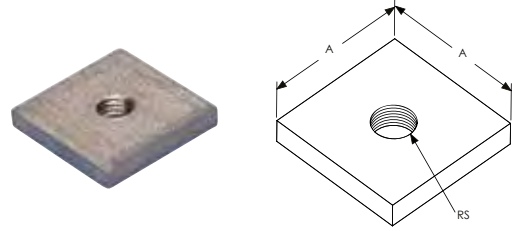
Cable/Conduit

CLAMPS AND CLIPS

SQUARE NUT FOR MULTI-FUNCTION C-CLAMP

FEATURE

- Square adapter nut for Wide Mouth Steel C-Clamp
- Exact fit into C-Clamp; nuts do not twist during installation



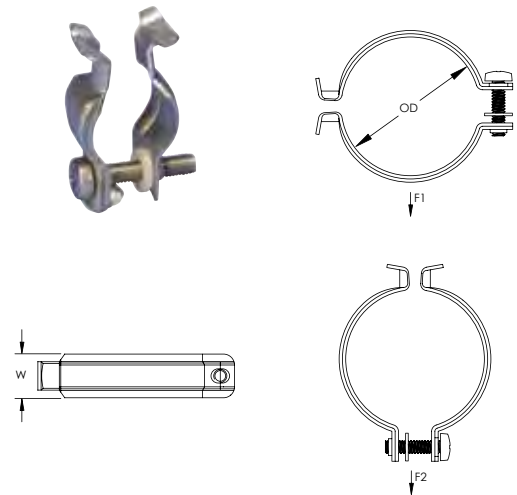
Material: Steel
Finish: Hot-Dip Galvanized

Part Number	Article Number	Rod Size	A
CNM8	336170	M8	28 mm

PIPE/CABLE CLAMP

FEATURE

- Captive threaded stud minimizes the need for additional hardware
- Attaches to Multi-Function C-Clamp



Part Number	Article Number	Pipe Size	NB/DN	Outer Diameter	Width	Static Load 1	Static Load 2
CR037EG		3/8"	10	16.0 – 20.0 mm	16 mm	250 N	550 N
CR050EG		1/2"	15	20.0 – 25.0 mm	16 mm	250 N	550 N
CR075EG		3/4"	20	26.9 – 31.8 mm	16 mm	250 N	550 N
CR100EG		1"	25	33.7 – 38.0 mm	20 mm	250 N	550 N
CR125EG		1 1/4"	32	40.0 – 44.5 mm	20 mm	250 N	550 N
CR037HD	336300	3/8"	10	16.0 – 20.0 mm	16 mm	125 N	550 N
CR050HD	336310	1/2"	15	20.0 – 25.0 mm	16 mm	125 N	550 N
CR075HD	336320	3/4"	20	26.9 – 31.8 mm	16 mm	125 N	550 N
CR087HD	336322	7/8"		32.0 – 34.0 mm	16 mm	125 N	550 N
CR100HD	336330	1"	25	33.7 – 38.0 mm	20 mm	250 N	550 N
CR125HD	336340	1 1/4"	32	40.0 – 44.5 mm	20 mm	250 N	550 N
CR150HD	336350	1 1/2"	40	47.0 – 51.0 mm	20 mm	250 N	550 N
CR200HD	336360	2"	50	59.2 – 63.5 mm	20 mm	250 N	550 N
CR037S4	336400	3/8"	10	16.0 – 20.0 mm	16 mm	125 N	550 N
CR050S4	336410	1/2"	15	20.0 – 25.0 mm	16 mm	125 N	550 N
CR075S4	336420	3/4"	20	26.9 – 31.8 mm	16 mm	125 N	550 N
CR087S4	336422	7/8"		32.0 – 34.0 mm	16 mm	125 N	550 N

Cable/Conduit

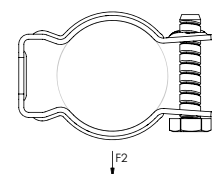
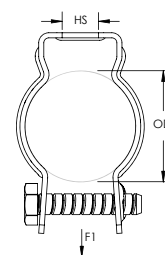
CLAMPS AND CLIPS

Part Number	Article Number	Pipe Size	NB/DN	Outer Diameter	Width	Static Load 1	Static Load 2
CR100S4	336430	1"	25	33.7 – 38.0 mm	20 mm	250 N	550 N
CR125S4	336440	1 1/4"	32	40.0 – 44.5 mm	20 mm	250 N	550 N
CR150S4	336450	1 1/2"	40	47.0 – 51.0 mm	20 mm	250 N	550 N
CR200S4	336460	2"	50	59.2 – 63.5 mm	20 mm	250 N	550 N

BOLT CLOSE CONDUIT/PIPE CLAMP

FEATURE

- Retained bolt and built-in nut means there are less parts to handle or drop
- Combo head bolt works with slotted, hex, #3 phillips or #2 robertson drivers



Material: Steel
Finish: ElectroGalvanized
Nut Type: Built-In Nut

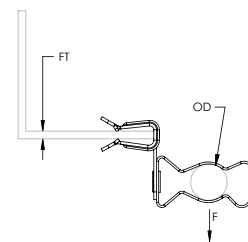



Part Number	Article Number	Outer Diameter	Hole Size	Static Load 1	Static Load 2	Standard Packaging Quantity
CD0B	181140	17 – 22 mm	6.4 mm	880 N	220 N	100 pc
CD1B	181190	19 – 25 mm	6.4 mm	880 N	220 N	100 pc
CD2B	181150	25 – 33 mm	6.4 mm	880 N	220 N	100 pc
CD3B	181380	36 – 43 mm	6.4 mm	880 N	220 N	100 pc
CD4B	181390	45 – 48 mm	9.5 mm	880 N	220 N	50 pc

H-MSM CONDUIT/PIPE TO FLANGE CLIP, SIDE MOUNT

FEATURE

- Supports conduit/pipe or cable from beam flanges
- Snap close clip pivots a full 360°
- Requires only a hammer to install



Part Number	Article Number	Outer Diameter	Flange Thickness	Static Load	Certifications
Material: Spring Steel Finish: nVent CADDY Armour					
6M4SM	173630	14 – 18 mm	2 – 3 mm	120 N	–
6M24SM	173640	14 – 18 mm	3 – 8 mm	120 N	cULus
6M58SM	171980	14 – 18 mm	8 – 14 mm	120 N	cULus
6M912SM	173650	14 – 18 mm	14 – 20 mm	120 N	–

Cable/Conduit

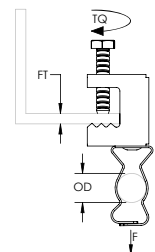
BEAM

Part Number	Article Number	Outer Diameter	Flange Thickness	Static Load	Certifications
812M4SM	160040	18 – 30 mm	2 – 3 mm	120 N	–
812M24SM	160050	18 – 30 mm	3 – 8 mm	120 N	cULus, ITB
812M58SM	160060	18 – 30 mm	8 – 14 mm	120 N	cULus, ITB
812M912SM	160070	18 – 30 mm	14 – 20 mm	120 N	cULus, ITB
16M4SM	173710	30 – 35 mm	2 – 3 mm	120 N	–
16M24SM	173720	30 – 35 mm	3 – 8 mm	120 N	cULus
16M58SM	173730	30 – 35 mm	8 – 14 mm	120 N	cULus
16M912SM	173740	30 – 35 mm	14 – 20 mm	120 N	cULus
20M4SM	173750	35 – 42 mm	2 – 3 mm	120 N	–
20M24SM	171720	35 – 42 mm	3 – 8 mm	120 N	cULus
20M58SM	173770	35 – 42 mm	8 – 14 mm	120 N	–
20M912SM	173780	35 – 42 mm	14 – 20 mm	120 N	–
24M4SM	173790	42 – 50 mm	2 – 3 mm	120 N	–
24M24SM	176690	42 – 50 mm	3 – 8 mm	120 N	cULus
24M58SM	173800	42 – 50 mm	8 – 14 mm	120 N	cULus
24M912SM	173810	42 – 50 mm	14 – 20 mm	120 N	cULus
32M4SM	173820	50 – 60 mm	2 – 3 mm	120 N	–
32M24SM	173830	50 – 60 mm	3 – 8 mm	120 N	cULus
32M58SM	173840	50 – 60 mm	8 – 14 mm	120 N	cULus
32M912SM	173850	50 – 60 mm	14 – 20 mm	120 N	cULus
Material: Stainless Steel 301 (EN 1.4310)					
12M24SMS1	179690	22 – 30 mm	3 – 8 mm	90 N	–

BC-M CONDUIT TO BEAM CLAMP

FEATURE

- Easy installation to beam flanges
- Eliminates offset bending conduit
- Conduit clip rotates 360 degrees



Material: Spring Steel
Finish: nVent CADDY Armour

Part Number	Article Number	Outer Diameter	Flange Thickness	Torque	Static Load
EBC16M	172590	30 – 35 mm	16 mm Max	3 N-m	450 N
EBC20M	172600	35 – 42 mm	16 mm Max	3 N-m	450 N
EBC24M	172610	42 – 50 mm	16 mm Max	3 N-m	450 N
EBC32M	172620	50 – 60 mm	16 mm Max	3 N-m	450 N
EBC812M	160200	18 – 30 mm	16 mm Max	3 N-m	450 N

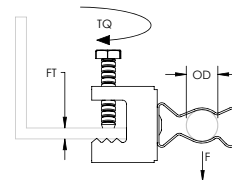
Cable/Conduit

BEAM

BC-MSM CONDUIT TO BEAM CLAMP, SIDE MOUNT

FEATURE

- Easy installation to beam flanges
- Eliminates offset bending conduit
- Conduit clip rotates 360 degrees



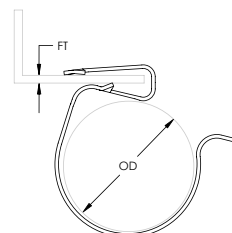

Material: Spring Steel
Finish: nVent CADDY Armour

Part Number	Article Number	Outer Diameter	Flange Thickness	Torque	Static Load
EBC16MSM	172660	30 – 35 mm	16 mm Max	3 N-m	110 N
EBC20MSM	172670	35 – 42 mm	16 mm Max	3 N-m	110 N
EBC24MSM	172680	42 – 50 mm	16 mm Max	3 N-m	110 N
EBC32MSM	172690	50 – 60 mm	16 mm Max	3 N-m	110 N
EBC812MSM	160180	18 – 30 mm	16 mm Max	3 N-m	110 N

CABLE SNAP CLIP

FEATURE

- Clip snaps on flange and cable snaps into clip



Material: Spring Steel
Finish: nVent CADDY Armour

Part Number	Flange Thickness	Outer Diameter
SC2A	1.6 – 4.8 mm	6 – 7 mm
SC2B	1.6 – 4.8 mm	8 – 9 mm
SC2C	1.6 – 4.8 mm	10 – 11 mm
SC2D	1.6 – 4.8 mm	12 – 14 mm
SC2E	1.6 – 4.8 mm	15 – 18 mm
SC2F	1.6 – 4.8 mm	19 – 24 mm
SC2G	1.6 – 4.8 mm	25 – 32 mm
SC4A	4.8 – 7.1 mm	6 – 7 mm
SC4B	4.8 – 7.1 mm	8 – 9 mm
SC4C	4.8 – 7.1 mm	10 – 11 mm
SC4D	4.8 – 7.1 mm	12 – 14 mm
SC4E	4.8 – 7.1 mm	15 – 18 mm
SC4F	4.8 – 7.1 mm	19 – 24 mm
SC4G	4.8 – 7.1 mm	25 – 32 mm
SC8A	7.9 – 12.7 mm	6 – 7 mm
SC8F	7.9 – 12.7 mm	19 – 24 mm

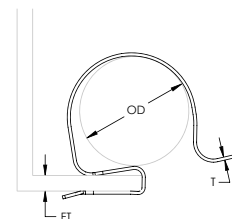
Cable/Conduit

BEAM

SC CABLE SNAP CLIP

FEATURE

- Easily supports cable from flanges
- Requires only a hammer to install



Material: Spring Steel
Finish: nVent CADDY Armour

Part Number	Article Number	Flange Thickness	Outer Diameter	Thickness	Standard Packaging Quantity
24SC1011	187550	2 – 4 mm	10 – 11 mm	0.6 mm	100 pc
24SC1214	187570	2 – 4 mm	12 – 14 mm	0.6 mm	100 pc
24SC1518	187590	2 – 4 mm	15 – 18 mm	0.6 mm	100 pc
24SC1924	187610	2 – 4 mm	19 – 24 mm	0.6 mm	100 pc
24SC2530	187630	2 – 4 mm	25 – 32 mm	0.6 mm	100 pc
24SC67	187510	2 – 4 mm	6 – 7 mm	0.6 mm	100 pc
24SC78	187710	2 – 4 mm	7 – 8 mm	0.6 mm	100 pc
24SC89	187530	2 – 4 mm	8 – 9 mm	0.6 mm	100 pc
24SC910	187750	2 – 4 mm	9 – 10 mm	0.6 mm	100 pc
47SC1011	187540	4 – 7 mm	10 – 11 mm	0.6 mm	100 pc
47SC1214	187560	4 – 7 mm	12 – 14 mm	0.6 mm	100 pc
47SC1518	187580	4 – 7 mm	15 – 18 mm	0.6 mm	100 pc
47SC1924	187600	4 – 7 mm	19 – 24 mm	0.6 mm	100 pc
47SC2530	187620	4 – 7 mm	25 – 32 mm	0.6 mm	100 pc
47SC67	187500	4 – 7 mm	6 – 7 mm	0.6 mm	100 pc
47SC78	187720	4 – 7 mm	7 – 8 mm	0.6 mm	100 pc
47SC89	187520	4 – 7 mm	8 – 9 mm	0.6 mm	100 pc
47SC910	187760	4 – 7 mm	9 – 10 mm	0.6 mm	100 pc
812SC1011	187660	8 – 12 mm	10 – 11 mm	0.6 mm	100 pc
812SC1214	187670	8 – 12 mm	12 – 14 mm	0.6 mm	100 pc
812SC1518	187680	8 – 12 mm	15 – 18 mm	0.6 mm	100 pc
812SC1924	187690	8 – 12 mm	19 – 24 mm	0.6 mm	100 pc
812SC2530	187700	8 – 12 mm	25 – 32 mm	0.6 mm	100 pc
812SC67	187640	8 – 12 mm	6 – 7 mm	0.6 mm	100 pc
812SC78	187730	8 – 12 mm	7 – 8 mm	0.6 mm	100 pc
812SC89	187650	8 – 12 mm	8 – 9 mm	0.6 mm	100 pc
812SC910	187770	8 – 12 mm	9 – 10 mm	0.6 mm	100 pc

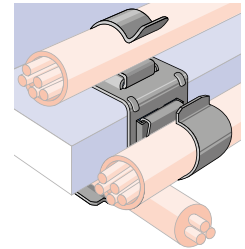
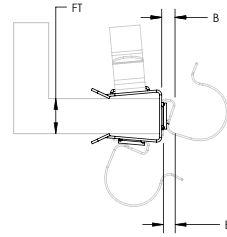
Cable/Conduit

BEAM

SCA CABLE SNAP CLIP ADAPTOR

FEATURE

- Use with 24SC series snap clips to accommodate thicker flanges
- Supports up to three snap clips
- Requires only a hammer to install



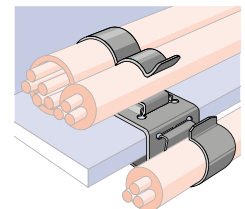
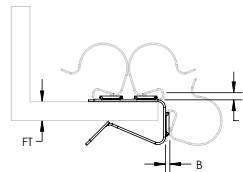
Material: Spring Steel
Finish: nVent CADDY Armour

Part Number	Article Number	Flange Thickness	B
SCA	160510	13 – 20 mm	2 – 4 mm

SCB CABLE SNAP CLIP ADAPTOR

FEATURE

- Allows for parallel cable runs along the inboard of the flange
- Use with 24SC series snap clips to accommodate thicker flanges
- Supports up to three snap clips
- Requires only a hammer to install



Material: Spring Steel
Finish: nVent CADDY Armour

Part Number	Article Number	Flange Thickness	B
SCB1220	188090	12 – 20 mm	2 – 4 mm
SCB312	188080	3 – 12 mm	2 – 4 mm

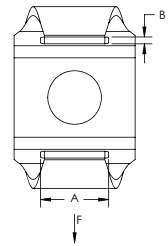
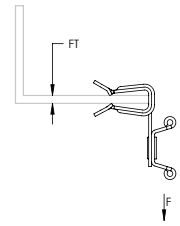
Cable/Conduit

BEAM

CABLE TIE HOLDER WITH FLANGE CLIP

FEATURE

- Used to support cables from beam flanges
- Requires only a hammer to install

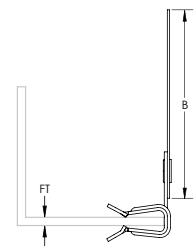


Part Number	Article Number	Flange Thickness	A	B	Static Load	Standard Packaging Quantity
2H4CT	178510	2 – 3 mm	9 mm	2 mm	150 N	100 pc
4H24CT	178520	3 – 8 mm	9 mm	2 mm	150 N	100 pc
4H58CT	178530	8 – 14 mm	9 mm	2 mm	150 N	100 pc
4H912CT	178540	14 – 20 mm	9 mm	2 mm	150 N	100 pc
4H24CTS1	160500	3 – 8 mm	9 mm	2 mm	150 N	100 pc
4H58CTS1	170430	8 – 14 mm	9 mm	2 mm	150 N	100 pc
4H912CTS1	170700	14 – 20 mm	9 mm	2 mm	150 N	100 pc

CABLE RETAINER STRAP WITH FLANGE CLIP

FEATURE

- Fastens cables to top of flange
- Requires only a hammer to install



Material: Spring Steel
Finish: nVent CADDY Armour

Part Number	Article Number	Flange Thickness	B	Standard Packaging Quantity
2H4ST3	173420	2 – 3 mm	69 mm	100 pc
4H24ST3	171500	3 – 8 mm	69 mm	100 pc
4H58ST3	171530	8 – 14 mm	69 mm	100 pc
4H912ST3	171640	14 – 20 mm	69 mm	100 pc

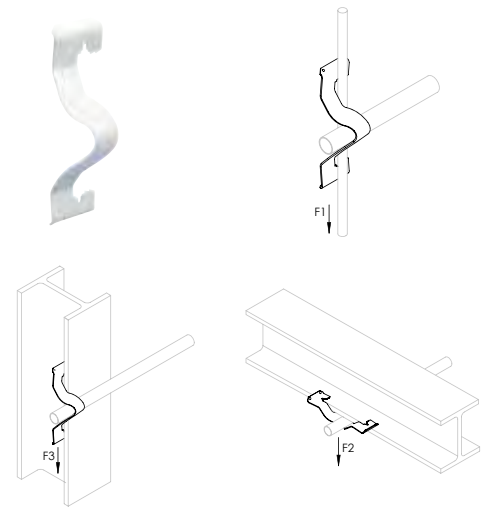
Cable/Conduit

BEAM

CABLE/CONDUIT CLIP

FEATURE

- Supports conduit to rod, wire or flange
- Can also be used for flexible metallic tubing, armored cable, portable cables, control tubes and communications cable
- Available for EMT, rigid, ENT, IMT, MC/AC and aluminum conduit
- No installation tools required



Material: Spring Steel
Finish: nVent CADDY Armour



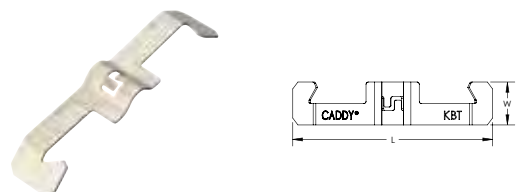
Part Number	Article Number	Outer Diameter	Static Load 1	Static Load 2	Static Load 3	Standard Packaging Quantity
K12	170670	24 mm Max	220 N	445 N	70 N	100 pc
K16	170680	30 mm Max	220 N	445 N	70 N	100 pc
K20	170690	42 mm Max	220 N	445 N	100 N	100 pc
K8	170660	18 mm Max	220 N	445 N	70 N	100 pc
KX	170870	12 mm Max				100 pc

May require dedicated drop wire/rod and EC311. Consult local authority. For horizontal application only when installing conduit.

WIRE BASKET TRAY CLIP

FEATURE

- Attaches wire basket tray to strut without additional hardware
- No tools required



Material: Spring Steel
Finish: nVent CADDY Armour

Part Number	Article Number	Wire Size	Length	Width	Standard Packaging Quantity
KBT	170011	4 – 8 mm	74 mm	16 mm	100 pc

Use two clips per strut support for trays up to 12" (300mm). Use three clips per strut support for trays up to 18" (457mm) and add one clip per strut support for each additional 6" (150mm) of tray width. No load rating, for positioning only.

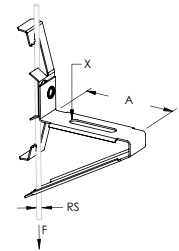
Cable/Conduit

CABLE TRAY AND ACCESSORIES

CABLE TRAY TO ROD CLIP

FEATURE

- Supports cable tray up to 68mm wide



Material: Spring Steel
Finish: nVent CADDY Armour

Part Number	Article Number	Rod Size	A	X	Static Load
6Z34CTS	172960	M8, M10, M12	68 mm	35 x 6.5 mm	90 N

Cable/Conduit

CABLE TRAY AND ACCESSORIES

02. Ceiling / Acoustical



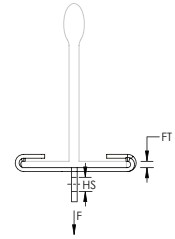
Ceiling/Acoustical

T-GRID TWIST CLIPS

4G16H TWIST CLIP WITH 90° PLAIN HOLE

FEATURE

- Provides an attachment for nVent CADDY Speed Link assemblies, wire, S-hooks, or chain from T-Grid
- Fast, easy and secure twist-on installation
- No tools required for installation



Material: Spring Steel
 Finish: nVent CADDY Armour
 Color: Gray



Part Number	Article Number	Hole Size	Flange Thickness	T-Grid Size	Static Load
4G16H	170230	6.4 mm	1.5 mm Max	24 mm	180 N

4G16 TWIST CLIP WITH WING NUT

FEATURE

- Supports electrical fixtures from acoustical T-grid
- No tools required for installation
- Fast, easy and secure twist-on installation
- Wing nut included



Material: Steel
 Finish: nVent CADDY Armour
 Color: Gray

Part Number	Article Number	T-Grid Size	Screw Diameter	Screw Length	Static Load
4G16WN	176710	24 mm	M6	16 mm	220 N

LAY-IN AND TROFFER SUPPORT CLIP, STRAIGHT LIP

FEATURE

- Provides a positive method for securing troffers, lay-ins, and air diffusers



Material: Spring Steel
 Finish: nVent CADDY Armour



Part Number
515

No load rating, for positioning only.

03. Stud Wall




Stud Wall

SCREW GUN BRACKETS AND ACCESSORIES

TELESCOPING SCREW GUN BOX BRACKET

FEATURE

- Can mount multiple boxes
- Notched and marked for easy identification and bending
- Improved design with stamped inch markings and pilot holes accelerates precise box conduit mounting between studs
- Pilot holes allow easy box attachment with a screwdriver
- Requires only a screw gun to install
- Can be mounted to face or inside of stud
- Adjustable for non-standard stud spacing
- Interlocking tab prevents accidental disassembly
- Unique, one-piece, break apart design



Material: Steel
Finish: Pregalvanized





Part Number	Article Number	Stud Spacing	Box Depth	Standard Packaging Quantity
TSGB16	187190	280 – 458 mm	38.0 mm, 54.0 mm	50 pc
TSGB24	187191	432 – 660 mm	38.0 mm, 54.0 mm, 63.5 mm	50 pc

BARRNOG/TSGBHD ADJUSTABLE METAL NOGGING

FEATURE

- Flat sliding plate for use with heavier applications
- Use self drilling/tapping screws for mounting onto bracket



Material: Steel
Finish: Electrogalvanized

Part Number	Article Number	Length	Height	Thickness
BARRNOG	187189	330 – 600 mm	92 mm	1 mm

Stud Wall

THROUGH STUD CABLE/CONDUIT SUPPORTS

EASY SNAP GROMMET WITH ANTI-RATTLE PROTECTION

FEATURE

- Provides anti-rattle protection
- Snap one grommet into standard 1-11/32" field punched hole, or snap two together into any shape factory-punched hole
- Grommet can be split for use on pre-existing installations




Material: Polyethylene

Part Number	Copper Tube Size	Outer Diameter
ESGP	1" Max	25 mm

MSP20 METAL STUD PUNCH FOR EASY SNAP GROMMET

FEATURE

- Punches standard sized holes in metal studs
- Easy Snap Grommet snaps easily into punched hole
- Cushioned handles mean less operator fatigue and more comfortable handling
- Tool design with offset handles allows punch to work in confined locations and near perpendicular walls
- Lightweight punch makes accurate location of holes easier
- Hardened steel components keep tool sharp longer – less replacement



Material: Steel

Part Number	Article Number	Hole Size
MSP20	188480	34.1 mm

04. Datacom / Low Voltage



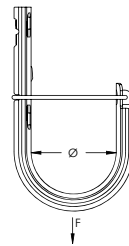
Datacom/Low Voltage

CABLE SUPPORT SYSTEMS

nVENT CADDY CAT HP J-HOOK

FEATURE

- Provides optimal support for high-performance data cable, up to and including Cat 5e, Cat 6, Cat 6A, Cat 7 and fibre optic
- Rounded edges on J-Hooks provide proper bend radius support for high performance data cables
- Multiple color options aid in the identification and organization of the pathway application
- Provides superior fill capacity and load rating over most other non-continuous cable support alternatives
- Compliant with UL® 2043 and suitable for use in air handling (plenum) spaces
- Tested according to DIN 4102-12
- Complies with EN 50174-2
- Meets ISO®/IEC 14763-2, ANSI®/TIA 568 and ANSI®/TIA 569



Material: Steel
Finish: Pregalvanized



Part Number	Article Number	Diameter	Area	Cable Capacity, Cat 5e	Cable Capacity, Cat 6	Cable Capacity, Cat 6A	Static Load
CAT32HP	181062	50 mm	2,561 mm ²	90	60	35	270 N
CAT48HP	181063	75 mm	5,974 mm ²	200	150	80	270 N

Non-continuous supports may not exceed spacing of 5' (1.5 m) per TIA 569-C.9.7 and EN 50174-2. Cable capacity is calculated based on a 70% fill rate.

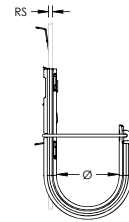
Datacom/Low Voltage

CABLE SUPPORT SYSTEMS

nVENT CADDY CAT HP J-HOOK WITH MULTI-FUNCTION CLIP

FEATURE

- Quick attachment to threaded rod or wire
- Fully adjustable and easy to relocate to accommodate changes once installed
- Provides optimal support for high-performance data cable, up to and including Cat 5e, Cat 6, Cat 6A, Cat 7 and fibre optic
- Provides superior fill capacity and load rating over most other non-continuous cable support alternatives
- Rounded edges on J-Hooks provide proper bend radius support for high performance data cables
- Cost effective alternative to expensive cable tray
- Complies with EN 50174-2
- Meets ISO®/IEC 14763-2, ANSI®/TIA 568 and ANSI®/TIA 569



Material: Steel, Spring Steel
 Finish: Pregalvanized, nVent CADDY Armour



Part Number	Article Number	Diameter	Area	Cable Capacity, Cat 5e	Cable Capacity, Cat 6	Cable Capacity, Cat 6A	Rod Size	Wire Size	Static Load
CAT32HP4Z34	181218	50 mm	2,561 mm ²	90	60	35	M4, M6, M8	4.8 – 6.4 mm	130 N
CAT32HP6Z34	181008	50 mm	2,561 mm ²	90	60	35	M8, M10, M12		130 N

Non-continuous supports may not exceed spacing of 5' (1.5 m) per TIA 569-C.9.7 and EN 50174-2. Cable capacity is calculated based on a 70% fill rate.

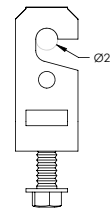
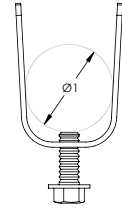
Datacom/Low Voltage

CLIPS, CLAMPS AND RETAINERS

SIGNAL REFERENCE GRID WIRE CLAMP

FEATURE

- Provides a quick method to support a signal grid to computer floor pedestals
- Slots in fastener grip wire to provide positive contact with post
- Clamps grid wire directly to post allowing a low resistance connection across bare metal contacts
- Installs easily with a screwdriver or nut driver



Part Number	Article Number	Material	Finish	Conductor Size	Diameter 1	Diameter 2	Standard Packaging Quantity	UPC	EAN-13
RGC	339000	Steel	Electrogalvanized	#8 Stranded - #4 Stranded	19 – 25 mm	3.70 – 7.11 mm	100 pc	78285679250	8711893064162

05. Structural Attachments

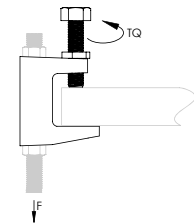
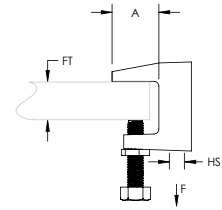



Structural Attachments

BEAM/PURLIN

300M UNIVERSAL BEAM CLAMP

FEATURE



Material: Cast Iron
Finish: Electrogalvanized
Hole Type: Plain

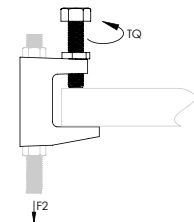
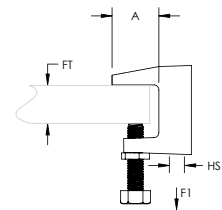
Part Number	Article Number	Hole Size	Flange Thickness	A	Torque	Static Load	Certifications	Standard Packaging Quantity
30009MM	389500	9 mm	18 mm Max	21 mm	14 N-m	1,200 N	VdS	100 pc
30011MM	389510	11 mm	20 mm Max	23 mm	14 N-m	2,500 N	FM, VdS	100 pc
30013MM	389520	13 mm	26 mm Max	35 mm	14 N-m	3,500 N	FM, VdS	80 pc
30017MM	389505	17 mm	28 mm Max	30 mm	14 N-m	5,500 N	FM, VdS	50 pc

Setscrew must be tightened and torqued onto the sloped side of the I-beam.

310M UNIVERSAL BEAM CLAMP, THICK FLANGE

FEATURE

- Universal beam clamp for thick beams



Material: Cast Iron
Finish: Electrogalvanized

Part Number	Article Number	Hole Size	Hole Type	Flange Thickness	A	Torque	Static Load 1	Static Load 2
31011MM	598501	11 mm	Plain	31.8 mm Max	28.6 mm	7 N-m	2,200 N	1,100 N
31013MM	598502	13 mm	Plain	31.8 mm Max	28.6 mm	15 N-m	4,200 N	3,300 N

Setscrew must be tightened and torqued onto the sloped side of the I-beam.

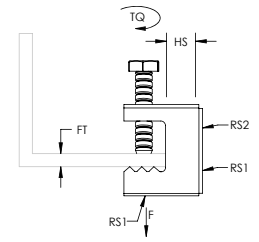
Structural Attachments

BEAM/PURLIN

BC BEAM CLAMP

FEATURE

- Easy installation to beam flanges



Material: Spring Steel
Finish: nVent CADDY Armour



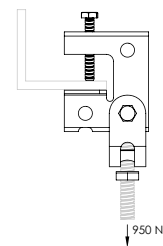
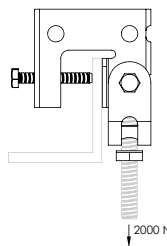
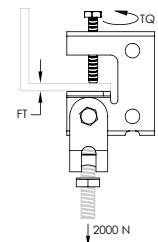
Part Number	Rod Size 1	Rod Size 2	Hole Size	Flange Thickness	Torque	Static Load
BC	1/4"	#10	10.5 mm	16 mm Max	3 N-m	440 N

Setscrew must be tightened and torqued onto the sloped side of the I-beam.

BEAM CLAMP WITH SWIVEL

FEATURE

- Swivel beam clamp
- Suitable for mounting onto sloped steel structures
- Includes M10 nut and washer



Material: Steel

Part Number	Article Number	Flange Thickness	Torque	Angle 1	Angle 2
HB2	336030	24 mm Max	6 N-m	45° Min	30° Max
HB2HD	336040	24 mm Max	6 N-m	45° Min	30° Max

Setscrew must be tightened and torqued onto the sloped side of the I-beam.

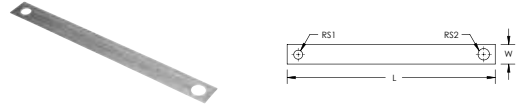
Structural Attachments

BEAM/PURLIN

35RS TWO HOLE RETAINER STRAP

FEATURE

- Retainer strap for beam clamps



Material: Steel
Finish: Pregalvanized

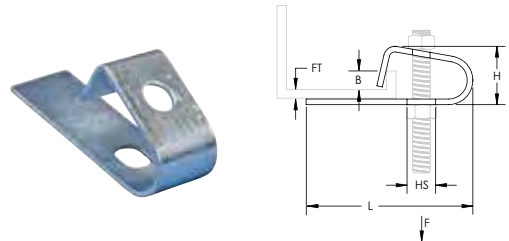
Part Number	Length	Width	Flange Width	Rod Size 1	Rod Size 2
035RS0600EG	152.4 mm	24.1 mm	100 mm Max	11 mm	14 mm
035RS0800EG	203.2 mm	24.1 mm	150 mm Max	11 mm	14 mm
035RS1000EG	254.0 mm	24.1 mm	200 mm Max	11 mm	14 mm
035RS1200EG	304.8 mm	24.1 mm	250 mm Max	11 mm	14 mm
035RS1400EG	355.6 mm	24.1 mm	300 mm Max	11 mm	14 mm
035RS1600EG	406.4 mm	24.1 mm	355 mm Max	11 mm	14 mm
035RS1800EG	457.2 mm	24.1 mm	406 mm Max	11 mm	14 mm

Field bend and use jam nut over hanger rod to secure.

D1 PURLIN CLAMP

FEATURE

- Straight design
- Hangs threaded rod from purlins



Material: Steel
Finish: Electrogalvanized

Part Number	Article Number	Flange Thickness	Hole Size	Height	Length	B	Static Load
D1	336280	4 mm Max	11.0 mm	36 mm	90 mm	22 mm Max	600 N
D1M12		4 mm Max	13.5 mm	36 mm	90 mm	22 mm Max	1,200 N
D1M8		4 mm Max	9.5 mm	36 mm	90 mm	22 mm Max	1,200 N

Structural Attachments

BEAM/PURLIN

E2 PURLIN CLIP

FEATURE

- Compatible with most purlin profiles
- No mounting screws required



Material: Steel
Finish: Electrogalvanized

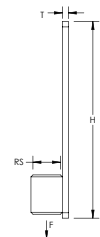
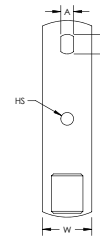
Part Number	Rod Size	Height	Width	Thickness	Static Load
E210	M10	52 mm	25 mm	3 mm	600 N
E212	M12	52 mm	25 mm	3 mm	600 N
E28	M8	52 mm	25 mm	3 mm	600 N

Load rating is only applicable if the load-bearing capacity of the supporting element (purlin) is adequate.

VMP VERTICAL MOUNTING PLATE

FEATURE

- Supports pipe from wood, concrete or steel structures
- Installs on vertical mounting surface
- Pre-threaded captive nut allows for easy adjustment
- Eliminates the need for additional hardware



Material: Steel
Finish: Electrogalvanized

Part Number	Rod Size	Height	Width	Thickness	Hole Size	A	B	Static Load
VMP10	M10	100 mm	25 mm	3 mm	6.5 mm	6.5 mm	10 mm	3,000 N
VMP12	M12	100 mm	25 mm	3 mm	6.5 mm	6.5 mm	10 mm	4,000 N
VMP8	M8	100 mm	25 mm	3 mm	6.5 mm	6.5 mm	10 mm	2,500 N

CMP MOUNTING PLATE

FEATURE

- Used in conjunction with threaded rod



Finish: Electrogalvanized

Part Number	Rod Size	Length	Width	Thickness	Static Load
CMP10	M10	100 mm	25 mm	3 mm	3,000 N

Structural Attachments

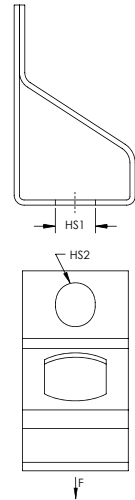
WALL/CEILING

Part Number	Rod Size	Length	Width	Thickness	Static Load
CMP12	M12	100 mm	25 mm	3 mm	4,000 N
CMP8	M8	100 mm	25 mm	3 mm	2,500 N

THREAD INSTALL ROD HANGER

FEATURE

- Supports wire or rod from block or concrete walls



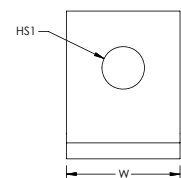
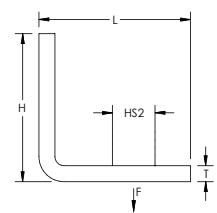
Material: Spring Steel
Finish: nVent CADDY Armour

Part Number	Article Number	Hole Size 1	Hole Type 1	Hole Size 2	Hole Type 2	Static Load
M10TI	170910	M10	Threaded	7 mm	Plain	700 N

ANGLE BRACKET

FEATURE

- Provides an attachment for nVent CADDY Speed Link assemblies, wire, threaded rod, S-hooks, or chain from concrete or wood



Finish: Hot-Dip Galvanized

Part Number	Hole Size 1	Hole Size 2	Height	Length	Width	Thickness	Static Load
AB1111	11 mm	11 mm	37 mm	37 mm	25 mm	3 mm	700 N
AB711	11 mm	7 mm	37 mm	37 mm	25 mm	3 mm	700 N
AB77	7 mm	7 mm	37 mm	37 mm	25 mm	3 mm	700 N

Structural Attachments

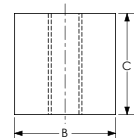
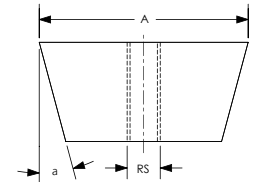
ROD/WIRE

Part Number	Hole Size 1	Hole Size 2	Height	Length	Width	Thickness	Static Load
AB97	9 mm	7 mm	37 mm	37 mm	25 mm	3 mm	700 N

HW WEDGE NUT FOR DOVETAIL DECK HANGER

FEATURE

- Trapeze nut for hanging from steel ceilings
- Installs easily
- Fits several composite floor decking profiles

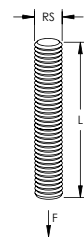


Material: Steel
Finish: Electrogalvanized

Part Number	Article Number	Rod Size	Angle	A	B	C	Static Load
HW10	187290	M10	15°	25 mm	12 mm	12 mm	2,100 N
HW12	187300	M12	15°	25 mm	16 mm	16 mm	
HW6	187270	M6	15°	25 mm	12 mm	12 mm	1,200 N
HW8	187280	M8	15°	25 mm	12 mm	12 mm	1,700 N

THREADED ROD

FEATURE



Material: Steel
Finish: Electrogalvanized
Quality Class: 4.8

Part Number	Article Number	Rod Size	Length	Static Load
050M103000	592670	M10	3,000 mm	7,000 N
050M123000	592680	M12	3,000 mm	10,000 N
050M63000	592650	M6	3,000 mm	2,400 N

Structural Attachments

FASTENERS/HARDWARE

EYE NUT WITH NUT/BOLT

FEATURE

- Used with TPC clamps to provide connection to threaded rod



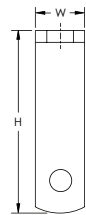
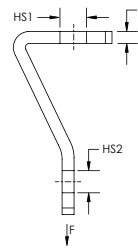
Material: Steel
Finish: Electrogalvanized

Part Number	Rod Size	Static Load
ERC1010	M10	2,700 N

ROD CONNECTOR FOR PIPE CLAMP WITH FASTENERS

FEATURE

- For connecting threaded rod to pipe hangers
- Height adjustable



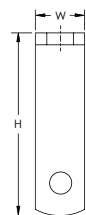
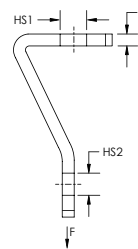
Finish: Electrogalvanized

Part Number	Hole Size 1	Hole Size 2	Height	Width	Thickness	Static Load
ERC02510	13.5 mm	7 mm	76 mm	20.3 mm	3.9 mm	1,000 N

ROD CONNECTOR TO PIPE CLAMP

FEATURE

- Hanging bracket, Clevis type
- Two piece clamp extension
- Fasten from horizontal to vertical hanging configurations
- Use in conjunction with all channel profiles



Material: Steel
Finish: Hot-Dip Galvanized

Part Number	Hole Size 1	Hole Size 2	Height	Width	Thickness	Static Load
ERIC10	12 mm	10 mm	113.0 mm	25 mm	5 mm	1,350 N
ERIC12	14 mm	14 mm	118.0 mm	40 mm	6 mm	2,650 N
ERIC16	18 mm	14 mm	112.5 mm	50 mm	6 mm	4,400 N
ERIC8	10 mm	10 mm	100.0 mm	25 mm	3 mm	750 N

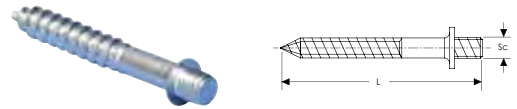
Structural Attachments

FASTENERS/HARDWARE

VDF C WOOD-TO-METAL DOWEL SCREW WITH COLLAR

FEATURE

- Wood dowel screw with metric thread connection with collar



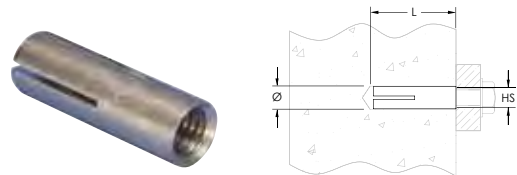
Material: Steel
Finish: Electrogalvanized

Part Number	Article Number	Screw Diameter	Screw Length
VDFCM10045	583860	M10	45 mm
VDFCM6050	400697	M6	50 mm
VDFCM8040	583850	M8	40 mm
VDFCM8050	593320	M8	50 mm
VDFCM8080	400700	M8	80 mm

DROP-IN ANCHOR

FEATURE

- Internal thread provides easy removal and serviceability
- Installs flush or below the base surface



Material: Steel
Finish: Electrogalvanized

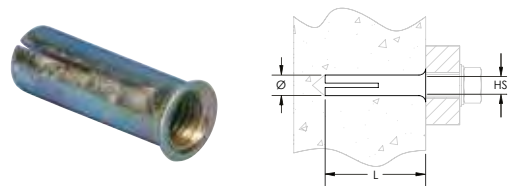


Part Number	Article Number	Hole Size	Length	Diameter
CAM8030	593190	M8	30 mm	10 mm

FLANGED DROP-IN ANCHOR

FEATURE

- Internal thread provides easy removal and serviceability
- Installs flush for standard embedment



Material: Steel
Finish: Electrogalvanized

Part Number	Article Number	Hole Size	Length	Diameter
LAM1040	574420	M10	40 mm	12 mm

Structural Attachments

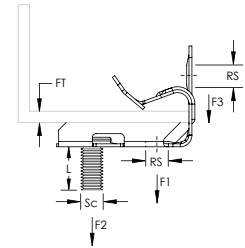
ANCHORS

Part Number	Article Number	Hole Size	Length	Diameter
LAM1250	574430	M12	50 mm	15 mm
LAM1665	589895	M16	65 mm	20 mm
LAM625	589890	M6	25 mm	8 mm
LAM830	574410	M8	30 mm	10 mm

HAMMER-ON FLANGE CLIP, BOTTOM MOUNT WITH STUD

FEATURE

- Can be used to support boxes, fixtures or other applications from beam flanges
- Captive threaded stud minimizes the need for additional hardware
- Assorted attachment points provided to reduce inventory
- Requires only a hammer to install



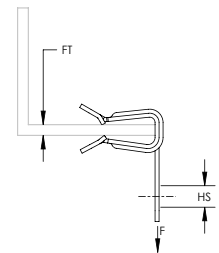
Material: Spring Steel
Finish: nVent CADDY Armour

Part Number	Article Number	Flange Thickness	Rod Size	Screw Diameter	Screw Length	Static Load 1	Static Load 2	Static Load 3	Standard Packaging Quantity
EM24SM	170530	3 – 8 mm	M6	M6	11 mm	450 N	330 N	110 N	100 pc
EM24SM16	160440	3 – 8 mm	M6	M6	16 mm	450 N	330 N	110 N	100 pc
EM58SM	172060	8 – 14 mm	M6	M6	11 mm	450 N	330 N	110 N	100 pc
EM912SM	171850	14 – 20 mm	M6	M6	11 mm	450 N	330 N	110 N	100 pc

HAMMER-ON FLANGE CLIP, SIDE MOUNT

FEATURE

- Provides an attachment for wire, S-hooks, chain, nVent CADDY Speed Link or other assemblies to flanges and profiles
- Fits most beams
- Installs with just a hammer



Part Number	Article Number	Flange Thickness	Hole Size	Static Load	Certifications	Standard Packaging Quantity
2H4	170010	2 – 3 mm	7.1 mm	700 N	cULus	100 pc
4H24	170020	3 – 8 mm	7.1 mm	900 N	cULus	100 pc
4H58	170030	8 – 14 mm	7.1 mm	900 N	cULus	100 pc
4H912	170040	14 – 20 mm	7.1 mm	900 N	cULus	100 pc
4H24S1	179610	3 – 8 mm	7.1 mm	650 N		100 pc
4H58S1	179620	8 – 14 mm	7.1 mm	650 N		100 pc
4H912S1	179630	14 – 20 mm	7.1 mm	650 N		100 pc

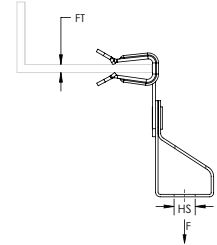
Structural Attachments

BEAM/PURLIN

H-TI/T ROD TO FLANGE CLIP

FEATURE

- Suspends threaded rod from beam flanges
- Threaded rod hanger can swivel to provide a vertical dropdown
- Requires only a hammer to install



Material: Spring Steel
Finish: nVent CADDY Armour



Part Number	Hole Size	Hole Type	Flange Thickness	Static Load	Standard Packaging Quantity
4TI24	M6.0	Threaded	3.2 – 6.4 mm	885 N	100 pc
4TI58	M6.0	Threaded	7.9 – 12.7 mm	885 N	100 pc
4TI912	6.4 mm	Threaded	14.3 – 19.0 mm	880 N	100 pc
6TI24	M10.0	Threaded	3.2 – 6.4 mm	885 N	100 pc
6TI58	M10.0	Threaded	7.9 – 12.7 mm	885 N	100 pc
6TI912	M10.0	Threaded	14.3 – 19.1 mm	885 N	100 pc

Structural Attachments

BEAM/PURLIN

06. nVent CADDY Rod Lock



nVent CADDY Rod Lock

Off-site fabrication (sometimes called modular fabrication) is the process that allows for parts to arrive at a job site preassembled. More and more, contractors are leveraging the efficiencies provided by off-site fabrication, including

- cost savings
- better time management
- safer installations

These benefits apply to a variety of projects, regardless of size or scope.

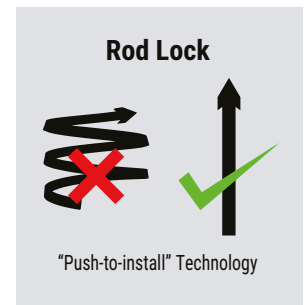
Historically, complex assemblies were built on-site at the location where they were to be mounted. Installers, therefore, required constant access to the job site in order to keep a project moving according to schedule.

With off-site fabrication, assembly is completed in a space devoted to the production and storage of components. By completing these tasks off-site, contractors can mass-produce assemblies used in similar projects, and on-site installers can focus exclusively on mounting the finished product.

Today, contractors can leverage a range of emerging solutions that allow for new and unique ways to fabricate off-site. While the process may require a new approach to processes such as purchasing, creating and installing assemblies—as well as hardware used during the mounting of a finished piece—off-site fabrication yields countless benefits.

In today's competitive construction market, contractors must provide quality work while lowering labor costs and project time and adhering to safety standards.


The Rod Lock "Push-to-Install" technology allows modular fabrication of complex assemblies off-site or on the ground. Large assemblies can simply then be lifted and locked into place.



The process requires less time on the job site, allowing for more tasks to be completed in a controlled off-site facility. As a result, off-site fabrication reduces installation costs, enables schedule flexibility and improves safety.

While results may vary based on specific product and application, studies have shown the unique features of the Rod Lock system help reduce the installation time of threaded rod by up to **52 percent** compared to conventional fasteners.

Internal studies have indicated time savings of up to 69% with one person installing a 2-tier trapeze with Rod Lock Strut (compared to traditional installation).



For both contractors and their clients, off-site fabrication offers a host of benefits—chief among these is time savings. In fact, modular fabrication makes schedule compression possible by as much as 18 percent. While this includes the ability to complete a job more quickly, other time related perks should be noted.

More Lead Time

Contractors can plan for projects sooner, and installers can prepare pieces in advance at the off-site shop. They can then quickly install assemblies, requiring less time at the job site.

Less Downtime

Workers can fill gaps in their schedules with projects in the off-site shop. Contractors and installers can rely on more consistent and efficient work schedules.

Schedule Flexibility

To combat restrictions of job site schedules or city ordinances, a majority of prefab work can be completed off-site. Off-site shops can run anytime day or night, allowing for quicker turnaround and enabling the contractor to have greater control over the team's project schedule.

Structure vs. Load

Having the right hardware can make a modular fabrication assembly even more efficient during installation.

Structural attachments are ideal for on-site (partial) off-site fabrication projects, reducing the time spent in the air. Additionally, they are height-adjustable at the structure, but different trapezes can be more difficult to readjust. These attachments are most often used on heavier modules.

Supports are ideal for off-site (full) off-site fabrication projects. They are height-adjustable at the load, and the height for each tier can easily be altered. These are lighter modules, offering easier transportation. Additionally, they allow for prefab using fire-rating structural attachments.

Air Duct Installation

Rectangular duct can be installed two ways using off-site fabrication: attaching directly to the duct or attaching the duct to strut. In both situations, Rod Lock “push-to-install” technology enables easy installation of preassembled pieces.

When attaching directly to the duct, installers should screw Rod Lock Duct Brackets into the side of the duct. Threaded rod should be attached at structure, and the duct assemblies are easily lifted and locked into place.

In strut mounted applications, duct is attached to Rod Lock Strut and the strut is pushed onto the threaded rods.



Pipe Rack Installation

Known Rod Spacing

When installing to a specific rod spacing, the best option is Rod Lock Strut. The pipe runs can be easily lifted and locked into place using Rod Lock “Push-to-Install” technology. It is available for widths of 600-1100mm, and ordered in advance to the desired pre-cut length – eliminating the need for handling long lengths of strut and all the cumbersome activities associated to it.

Unknown Rod Spacing

To install with unknown rod spacing, contractors should use the Rod Lock Telescoping Strut Replacement. The part has Rod Lock hardware at each end of the bar, but can telescope between 318-508mm, and eliminates the need for cutting strut.

Retrofitting

When fabricating off-site retrofit runs of conduit, attach pipe to a TSR1220R. This retrofit version of the Telescoping Strut Replacement can be placed above an existing trapeze and held in place with four nVent CADDY SN Nuts.



The spacing between pipes across the channel needs to be the same so that they meet up with each other when the individual runs are installed. It is recommended that installers use custom wooden jigs with notches at the spacing for each piece. They can be easily made on the jobsite with pieces of wood and customized for individual situations.

The channel is laid next to the jig and the pipe is attached to it. A variety of CADDY fasteners can be used to hold the pipes to the channel. This process is repeated based on the number of runs needed for the total length of pipe on the project.

The threaded rod is attached at structure in advance.



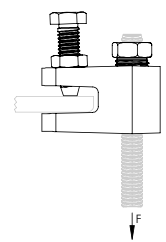
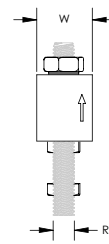
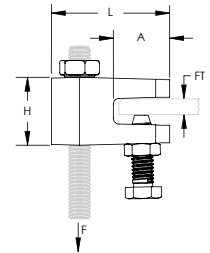
nVent CADDY Rod Lock Threaded Rod Mounting System

NVENT CADDY ROD LOCK STRUCTURAL ATTACHMENTS

NVENT CADDY ROD LOCK BEAM CLAMP

FEATURE

- Prefabricated assemblies easily lift and lock into place, helping to save time and money
- Easy “push-to-install” design allows installers to simply push the threaded rod through the mounting hole, instantly holding it in position
- Lock nut can be finger tightened, locking the rod in place
- Works with slightly damaged threads and minor burrs on the threaded rod
- Conforms with Federal Specification WW-H-171 (Type 23), Manufacturers Standardization Society ANSI®/MSS-SP-58 (Type 19 and 23)



Material: Cast Iron
Finish: Electrogalvanized



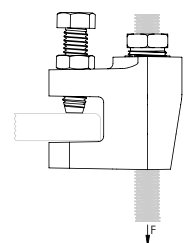
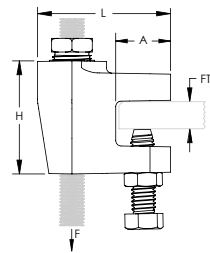
Part Number	Article Number	Rod Size	Flange Thickness	Height	Length	Width	A	Static Load 1	Static Load 2
CRLBM10EG	390002	M10	3 – 10 mm	30 mm	52.3 mm	25.3 mm	24.9 mm	1,100 N	2,200 N
CRLBM8EG	390001	M8	3 – 10 mm	30 mm	52.3 mm	25.3 mm	24.9 mm	1,100 N	1,400 N

For use on plain and electro zinc plated hardware only. Static Load 1 represents 1/8" to 3/16" (3 mm to 5 mm) flange thickness. Static Load 2 represents 1/4" to 3/8" (6 mm to 10 mm) flange thickness.

NVENT CADDY ROD LOCK BEAM CLAMP, THICK FLANGE

FEATURE

- Prefabricated assemblies easily lift and lock into place, helping to save time and money
- Easy “push-to-install” design allows installers to simply push the threaded rod through the mounting hole, instantly holding it in position
- Lock nut can be finger tightened, locking the rod in place
- Works with slightly damaged threads and minor burrs on the threaded rod
- Conforms with Federal Specification WW-H-171 (Type 23), Manufacturers Standardization Society ANSI®/MSS-SP-58 (Type 19 and 23)



Material: Cast Iron
Finish: Electrogalvanized



Part Number	Article Number	Rod Size	Flange Thickness	Height	Length	Width	A	Static Load
CRLBM12EG	390023	M12	9.5 – 20.0 mm	53.3 mm	61.6 mm	33 mm	25.4 mm	4,400 N

For use on plain and electro zinc plated hardware only. FM® Approved in the bottom mount orientation only.

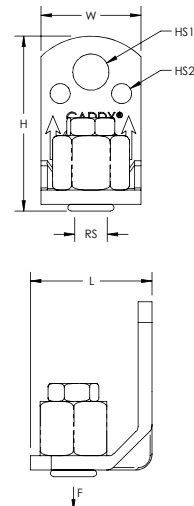
nVent CADDY Rod Lock Threaded Rod Mounting System

NVENT CADDY ROD LOCK STRUCTURAL ATTACHMENTS

NVENT CADDY ROD LOCK L-BRACKET

FEATURE

- Easy “push-to-install” design allows installers to simply push the threaded rod through the mounting hole, instantly holding it in position
- Prefabricated assemblies easily lift and lock into place, helping to save time and money
- Multiple attachment holes support the use of either self-drilling screws or bolts, offering installation options for concrete, wood, and steel structures
- Lock nut can be finger tightened, locking the rod in place
- Integrated adjustment nut enables fine tuning the system height up or down
- Extremely useful in tight spaces where wrenches are difficult to use
- Conforms with Federal Specification WW-H-171 (Type 23), Manufacturers Standardization Society ANSI®/MSS-SP-58 (Type 19 and 23)



Material: Steel
Finish: Electrogalvanized



Part Number	Article Number	RS	H	L	W	HS1	HS2	Wrench Size	F
CRLLM10EG	390012	M10	61.3	43.2	35.6	10.4	7.1	24	3,100

Follow fastener manufacturer's recommended shear and pull-out strength when fastening to the structure. Fastener not included. Install in accordance with applicable code.

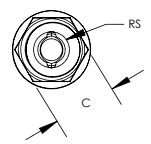
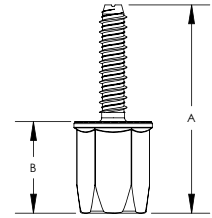
nVent CADDY Rod Lock Threaded Rod Mounting System

NVENT CADDY ROD LOCK STRUCTURAL ATTACHMENTS

NVENT CADDY ROD LOCK ANCHOR SCREW

FEATURE

- For use with concrete and solid brick
- Prefabricated assemblies easily lift and lock into place, helping to save time and money
- Works with slightly damaged threads and minor burrs on the threaded rod



Material: Steel
Finish: Electrogalvanized



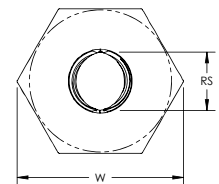
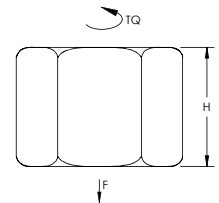

Part Number	Article Number	Rod Size	A	B	C	Drill Bit Diameter	Drill Hole Depth	Static Load	Standard Packaging Quantity
CRLAM10EG	390010	M10	72 mm	32 mm	22 mm	8 mm	50 mm	2,900 N	25 pc

For use on plain and electro zinc plated hardware only. Tested in 3000 psi (20.67 MPa) concrete.

NVENT CADDY ROD LOCK NUT

FEATURE

- Easy "push-to-install" design allows installers to simply push the threaded rod through the mounting hole, instantly holding it in position
- Fast installation onto long threaded rods – push the nut in place instead of threading it up the rod
- Excellent alignment and easy fine adjustment by spinning the nut
- Extremely useful in tight spaces where wrenches are difficult to use



Material: Steel
Finish: Electrogalvanized

Part Number	Article Number	Rod Size	Height	Width	Wrench Size	Torque	Static Load
CRLNM10EG	390014	M10	20 mm	27.3 mm	24 mm	6.8 N-m	6,000 N
CRLNM8EG	390013	M8	20 mm	27.3 mm	24 mm	6.8 N-m	4,500 N

Static Load based on Class 4.6 threaded rod.

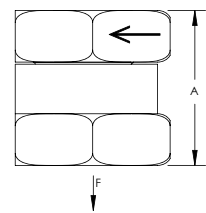
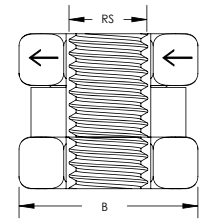
nVent CADDY Rod Lock Threaded Rod Mounting System

NVENT CADDY ROD LOCK HARDWARE

SN SERIES NUT

FEATURE

- Allows side mounting of nut to threaded rod
- Reduces the need for threading compared to standard nuts and washers
- Ideal for retrofit projects, such as trapeze installations, where disassembly of the support system is not desired
- Works with slightly damaged threads and minor burrs on the threaded rod
- Reduces installation time up to 50%



Material: Steel
Finish: Electrogalvanized

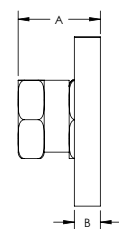
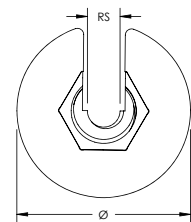
Part Number	Article Number	Rod Size	A	B	Static Load
SNM10	390007	M10	19 mm	19 mm	6,000 N
SNM12	390008	M12	23 mm	25 mm	10,000 N

For use on plain and electro zinc plated hardware only.

SNSW FLANGED NUT

FEATURE

- Ideal for retrofit projects, such as trapeze installations, where disassembly of the support system is not desired
- Use as a stopper when installing nVent CADDY Rod Lock assemblies
- Can be easily installed, removed, and repositioned at any location along the threaded rod
- Ready to use out of the box and eliminates multiple pieces of standard hardware
- Functions as a hex nut and flat washer combined
- Washer is wide enough to work with standard strut channel profiles



Material: Steel
Finish: Electrogalvanized
Static Load Safety Factor: 3:1

Part Number	Article Number	Rod Size	Diameter	A	B	Wrench Size	Static Load
SNSWM10	390102	M10	42.4 mm	20 mm	6.5 mm	20 mm	1,557 N

For use on plain and electro zinc plated hardware only.

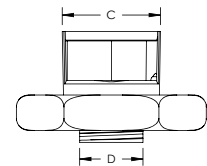
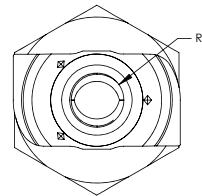
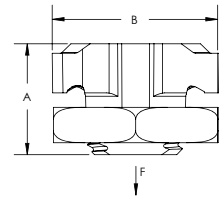
nVent CADDY Rod Lock Threaded Rod Mounting System

NVENT CADDY ROD LOCK SUPPORTS

NVENT CADDY ROD LOCK CHANNEL NUT

FEATURE

- Provides fast universal attachment of threaded rod and hardware to standard strut profiles
- Can be used to prefabricate assemblies which can be quickly pushed onto previously installed threaded rods
- Works with slightly damaged threads and minor burrs on the threaded rod



Material: Cast Iron
Finish: Electrogalvanized

Part Number	Article Number	Rod Size	A	B	C	D	Static Load	Standard Packaging Quantity
CRLSM10EG	390004	M10	23 mm	35 mm	19.5 mm	13.5 mm	3,750 N	10 x 10 pc

For use on plain and electro zinc plated hardware only.

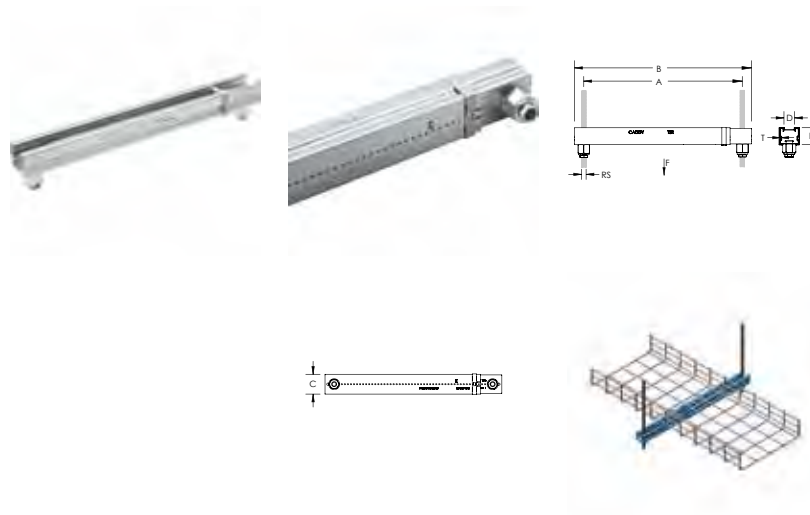
nVent CADDY Rod Lock Threaded Rod Mounting System

NVENT CADDY ROD LOCK SUPPORTS

NVENT CADDY ROD LOCK TELESCOPING STRUT REPLACEMENT

FEATURE

- Easy “push-to-install” design allows installers to simply push the threaded rod through the mounting hole, instantly holding it in position
- Telescopes to the desired length and is locked in place by snapping closed a spring retainer clip
- Standard strut profile runs the entire length of the part, allowing most standard fittings to be placed anywhere between the rods
- Allows installers to prefabricate complex assemblies and quickly lift and lock them into place
- Lock nut can be finger tightened, locking the rod in place
- Allows for the quick creation, installation, and adjustment of multi-level trapeze assemblies
- Captive threaded nuts enable fastening to threaded rod supports without loose parts
- Integrated ruler displays space between hanger rods in inches and centimeters
- Supports up to seven 2” (50 DN) conduits, six 2” (50 DN) water filled pipes at 10’ (3 m) spacing, or up to 18” (450 mm) cable tray
- Conduit can be supported on the top and bottom, eliminating the need for double sided strut
- Conduit and pipe can be placed directly on the strut profile, saving vertical space in buildings with limited room for installation



Material: Steel
Finish: Pregalvanized



Part Number	Article Number	Rod Size	Thickness T	A	B	C	D	E	Static Load 1 F1	Static Load 2 F2	Certifications
TSR3050M10RL	390106	M10	1 mm	318 – 508 mm	356 – 546 mm	41 mm	22.2 mm	35 mm	1,330 N	880 N	E30, E60, E90

Static Load 1 represents a distributed load for 12” - 20” (300 - 500 mm) installations and a point load for 12” - 16” (300 - 400 mm) installations. Static Load 2 represents a point load for 16” - 20” (400 - 500 mm) installations.

07. nVent CADDY Speed Link



WIRE ROPE —SUPPORT SYSTEMS—

AN EXAMINATION OF THE UNIQUE ADVANTAGES OF WIRE ROPE SUPPORT SYSTEMS IN MECHANICAL, ELECTRICAL AND DATACOM INSTALLATIONS.

Benefits of a Wire Rope Support System



Cable support systems offer a unique combination of advantages that benefit almost any contracting project.

CONTRACTORS USE WIRE ROPE SUPPORT SYSTEMS BECAUSE THEY ARE LIGHTWEIGHT, SAFE, EFFECTIVE AND EASY TO INSTALL. WHILE MOST COMPARABLE METHODS ARE DESIGNED FOR A SPECIFIC APPLICATION, WIRE ROPE SYSTEMS EXCEL IN FOUR KEY AREAS:

ADAPTABILITY: Unlike other support systems, wire rope can be easily adapted to work with a variety of applications. The system appears very simple, but can be easily modified to hang rectangular duct, spiral duct, piping, basket tray, light fixtures and almost any other application that hangs from the ceiling. When cable supports are used for multiple applications on a jobsite, it greatly reduces the number of different products and tools that are needed, reduces waste, and simplifies purchasing.

FLEXIBILITY: Steel cable is incredibly flexible and allows for assemblies to be supported from a variety of angles. Unlike other methods that can be rigid and demand timely measurement, wire rope gives installers more slack when installing.

SPEED: Traditional support methods can make installing large assemblies very difficult. However, wire rope systems can be very quickly installed. Other hanging methods like jack chain, metal strap and threaded rod, need to be measured, cut, and installed using several tools. Wire rope systems are much easier to adjust and eliminate many of the time consuming tasks required for other installation methods.

ADJUSTABILITY: Installers can easily make fine adjustments with a wire rope support system by unlocking the wire from the locking device, moving the assembly and relocking the wire. Additionally, even load distribution between several supports can be easily and quickly checked by measuring cable tension the same way a contractor would measure tension on a V-Belt.

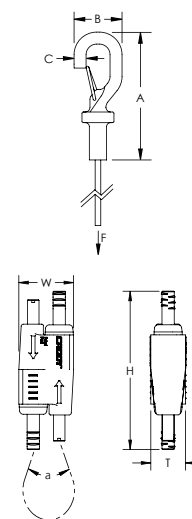

nVent CADDY Speed Link Universal Support System

NVENT CADDY SPEED LINK SLK SYSTEM

NVENT CADDY SPEED LINK SLK WITH HOOK

FEATURE

- Complete system includes wire, locking device and pre-assembled hook end fitting
- Hooks to a wide range of nVent CADDY fasteners
- Fastens to the building structure or hanging services by looping around and hooking to wire rope
- Easy to remove for applications requiring maintenance
- Spring latch helps provide secure connection
- Insert cable through hole and use bottom side of hook as an end stop
- Also available in Y-hook configuration



Material: Steel, Polypropylene, Zinc Alloy
 Finish: Electrogalvanized
 Static Load Safety Factor: 5:1



Part Number	Article Number	Wire Rope Length	A	B	C	H	W	T	a	F
Wire Rope Diameter: 1.5 mm										
SLK15L1	196508	1	48.0	18.0	4.5	55	19	12.5	90 Max	195
SLK15L2	196509	2	48.0	18.0	4.5	55	19	12.5	90 Max	195
SLK15L3	196510	3	48.0	18.0	4.5	55	19	12.5	90 Max	195
SLK15L5	196511	5	48.0	18.0	4.5	55	19	12.5	90 Max	195
SLK15L10	196513	10	48.0	18.0	4.5	55	19	12.5	90 Max	195
Wire Rope Diameter: 2.0 mm										
SLK2L1	196537	1	57.0	20.0	5.5	55	19	12.5	90 Max	440
SLK2L2	196538	2	57.0	20.0	5.5	55	19	12.5	90 Max	440
SLK2L3	196539	3	57.0	20.0	5.5	55	19	12.5	90 Max	440
SLK2L5	196540	5	57.0	20.0	5.5	55	19	12.5	90 Max	440
SLK2L10	196542	10	57.0	20.0	5.5	55	19	12.5	90 Max	440
Wire Rope Diameter: 3.0 mm										
SLK3L2	196701	2	57.6	23.2	6.1	62	24	16.0	90 Max	890
SLK3L3	196702	3	57.6	23.2	6.1	62	24	16.0	90 Max	890
SLK3L5	196703	5	57.6	23.2	6.1	62	24	16.0	90 Max	890
SLK3L10	196705	10	57.6	23.2	6.1	62	24	16.0	90 Max	890

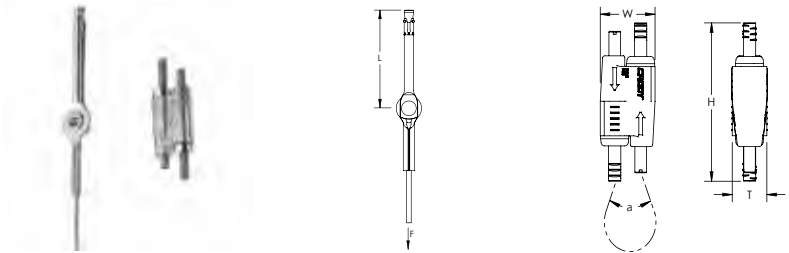
nVent CADDY Speed Link Universal Support System

NVENT CADDY SPEED LINK SLK SYSTEM

NVENT CADDY SPEED LINK SLK WITH WEDGE ANCHOR

FEATURE

- Complete system includes wire, locking device and wedge anchor from Powers Fasteners, Inc.
- Quickly and easily attaches into cracked and non-cracked concrete
- No special tools required



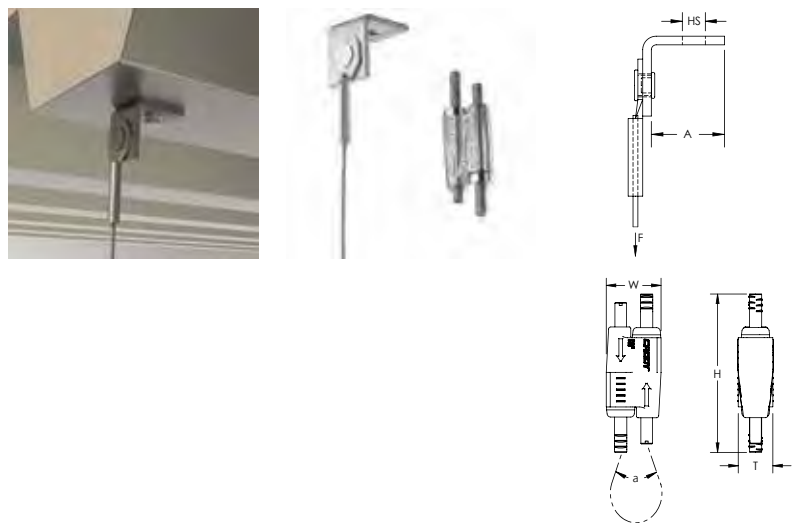
Material: Steel, Polypropylene, Zinc Alloy
 Finish: Electrogalvanized
 Static Load Safety Factor: 5:1
 Complies With: SMACNA HVAC-DCS
 Wire Rope Diameter: 2 mm

Part Number	Article Number	Wire Rope Length	Length	Height	Width	Thickness	Angle	Static Load
SLK2L2WA6	196734	2 m	63.5 mm	55 mm	19 mm	12.5 mm	90° Max	440 N
SLK2L3WA6	196735	3 m	63.5 mm	55 mm	19 mm	12.5 mm	90° Max	440 N
SLK2L5WA6	196736	5 m	63.5 mm	55 mm	19 mm	12.5 mm	90° Max	440 N
SLK2L7WA6	196737	7 m	63.5 mm	55 mm	19 mm	12.5 mm	90° Max	440 N

NVENT CADDY SPEED LINK SLK WITH ANGLE BRACKET

FEATURE

- Complete system includes wire, locking device and pre-assembled angle bracket end fitting
- Ideal for attaching to concrete, steel or wood surfaces
- Simple alternative to jack chain and additional hardware



Material: Steel, Zinc Alloy, Polypropylene
 Finish: Electrogalvanized
 Static Load Safety Factor: 5:1
 Complies With: SMACNA HVAC-DCS



Part Number	Article Number	Wire Rope Length	A	Hole Size	Height	Width	Thickness	Angle	Static Load	Certifications
Wire Rope Diameter: 2 mm										
SLK2L3AB	196530	3 m	22.6 mm	7.1 mm	55 mm	19 mm	12.5 mm	90° Max	440 N	cULus
SLK2L5AB	196531	5 m	22.6 mm	7.1 mm	55 mm	19 mm	12.5 mm	90° Max	440 N	cULus
Wire Rope Diameter: 3 mm										
SLK3L10AB	196716	10 m	22.6 mm	7.1 mm	62 mm	24 mm	16.0 mm	90° Max	890 N	

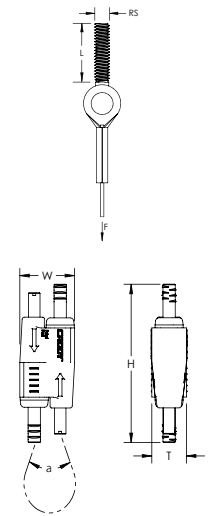
nVent CADDY Speed Link Universal Support System

NVENT CADDY SPEED LINK SLK SYSTEM

NVENT CADDY SPEED LINK SLK WITH THREADED STUD END

FEATURE

- Complete system includes wire, locking device and pre-assembled threaded stud end fitting
- Attaches to structures with threaded anchors or devices with threaded hole
- Connects directly to threaded devices in trapeze assemblies, light fixtures, HVAC assemblies or signage



Material: Steel, Polypropylene, Zinc Alloy
 Finish: Electrogalvanized
 Static Load Safety Factor: 5:1
 Complies With: SMACNA HVAC-DCS



Part Number	Article Number	Wire Rope Length	Rod Size	Screw Length	Height	Width	Thickness	Angle	Static Load	Certifications
Wire Rope Diameter: 2 mm										
SLK2L3SEM8	196561	3 m	M8	45 mm	55 mm	19 mm	12.5 mm	90° Max	440 N	cULus
SLK2L5SEM8	196563	5 m	M8	45 mm	55 mm	19 mm	12.5 mm	90° Max	440 N	cULus
Wire Rope Diameter: 3 mm										
SLK3L2SEM10	196718	2 m	M10	45 mm	62 mm	24 mm	16.0 mm	90° Max	890 N	
SLK3L3SEM10	196719	3 m	M10	45 mm	62 mm	24 mm	16.0 mm	90° Max	890 N	
SLK3L5SEM10	196720	5 m	M10	45 mm	62 mm	24 mm	16.0 mm	90° Max	890 N	

nVent CADDY Speed Link Universal Support System

NVENT CADDY SPEED LINK LOCKING DEVICES AND WIRE ROPE

NVENT CADDY SPEED LINK SLK SPOOL KIT

FEATURE

- Kit includes spool of nVent CADDY Speed Link steel wire and nVent CADDY Speed Link SLK locking devices
- Wire spool and locking devices are packaged together, simplifying transportation to the jobsite and reducing inventory
- Packaging allows end-users to pull and cut any length of wire that is needed without having to take the spool out of the box
- Ideal for rework and installations where custom lengths of wire may be needed
- Wire rope constructed from seven bundles of seven strands each of steel aircraft wire
- Push/pull keyless release allows easy adjustments
- Low-profile locking device minimizes visual impact
- Cable spread of 90 degrees allows positioning the device closer to the load
- Keyless release tubes are easy to operate while wearing gloves
- Double-sided locking mechanism enables simple height adjustment



Material: Steel
Finish: Electrogalvanized

Part Number	Article Number	Wire Rope Diameter	Length	Number of Locking Devices
SLK2L100PACK	196047	2 mm	100 m	50

WIRE SPOOL

FEATURE

- Spool with nVent CADDY Speed Link steel wire
- Wire rope constructed from seven bundles of seven strands each of steel aircraft wire



Material: Steel
Finish: Electrogalvanized

Part Number	Article Number	Wire Rope Diameter	Length	Static Load
SLC2L1000SP	196002	2 mm	300 m	440 N
SLC3L1000SP	196003	3 mm	300 m	880 N

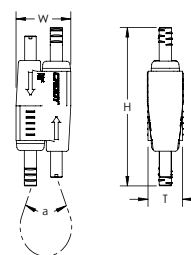
nVent CADDY Speed Link Universal Support System

NVENT CADDY SPEED LINK LOCKING DEVICES AND WIRE ROPE

NVENT CADDY SPEED LINK SLK LOCKING DEVICE

FEATURE

- Push/pull keyless release allows easy adjustments
- Low-profile locking device minimizes visual impact
- Cable spread of 90 degrees allows positioning the device closer to the load
- Keyless release tubes are easy to operate while wearing gloves
- Double-sided locking mechanism enables simple height adjustment



Material: Steel, Polypropylene, Zinc Alloy



Part Number	Article Number	Wire Rope Diameter	Height	Width	Thickness	Angle	Certifications	Standard Packaging Quantity
SLK2C200	196600	1.5 – 2.0 mm	55 mm	19 mm	12.5 mm	90° Max	cULus	200 pc
SLK3C200	196730	3.0 mm	62 mm	24 mm	16.0 mm	90° Max		200 pc

Locking devices are only to be used with nVent CADDY Speed Link wire spools and accessories with the same specified Wire Rope Diameter as the locking device. Do not use with any other wires.

WIRE ROPE CUTTER

FEATURE

- Designed to reduce wire rope fraying



Material: Steel

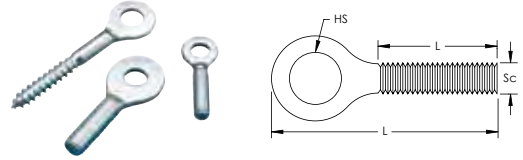
Part Number	Article Number
SLWC	195853

nVent CADDY Speed Link Universal Support System

NVENT CADDY SPEED LINK ACCESSORIES

EYE SCREW

FEATURE



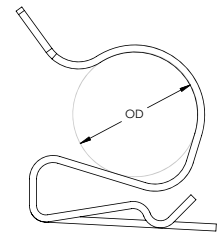

Material: Steel
Finish: Electrogalvanized

Part Number	Article Number	Screw Diameter	Screw Length	Hole Size	Length
SLEBM6	195854	M6	20 mm	7.2 mm	37.5 mm
SLEBM8	195856	M8	25 mm	8.5 mm	50.0 mm

MC/AC CABLE CLIP

FEATURE

- Spring steel cable attachment
- Allows for electrical cable to be attached to nVent CADDY Speed Link wire rope



Material: Spring Steel
Finish: nVent CADDY Armour

Part Number	Article Number	Wire Rope Diameter	Outer Diameter
SL1214	195860	1.5 – 3.0 mm	11.8 – 14.2 mm
SL1518	195861	1.5 – 3.0 mm	12.7 – 18.2 mm

08. nVent CADDY Pyramid





WHY BUY NVENT CADDY PYRAMID

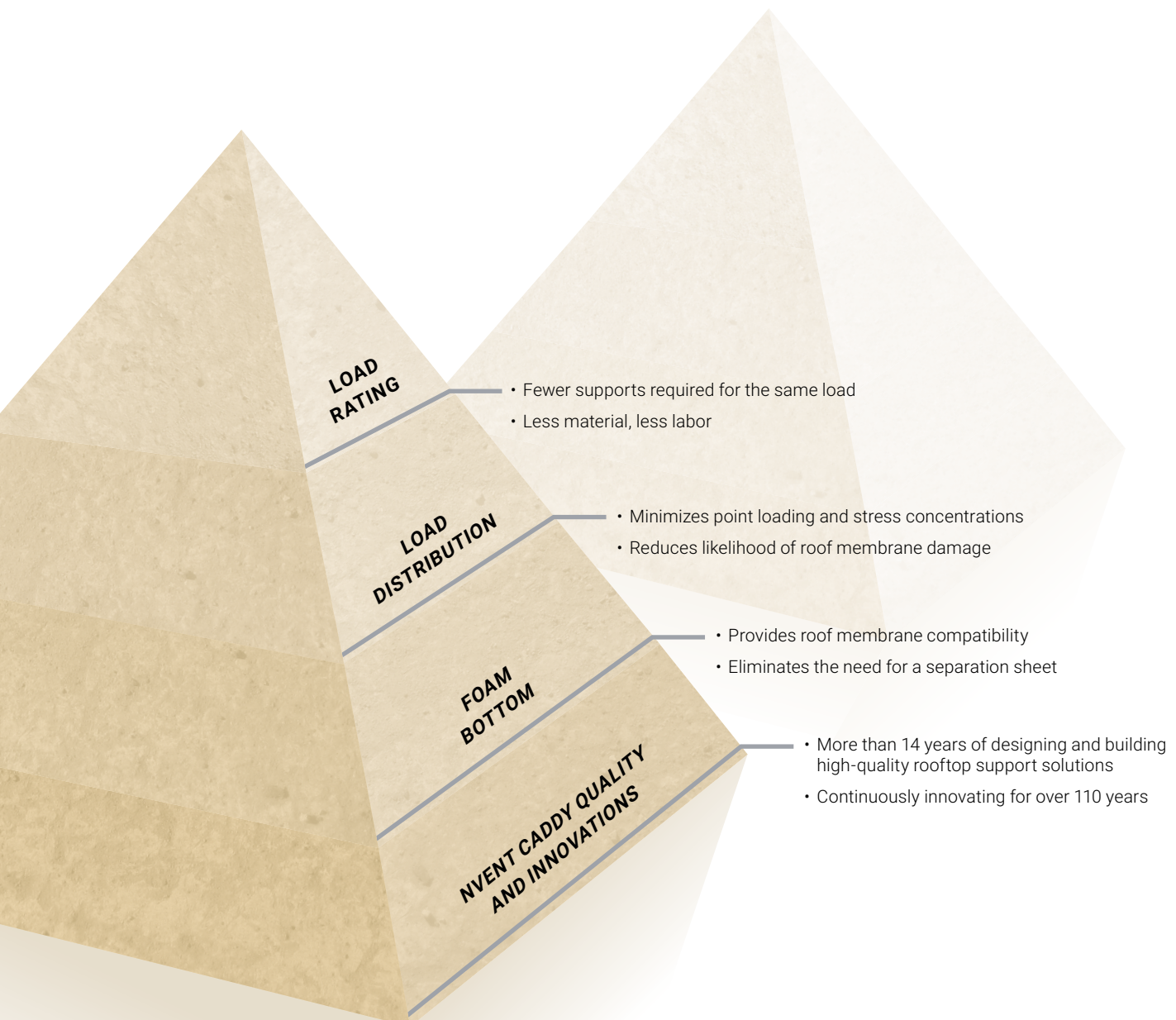
FOR ENGINEERS AND CONSULTANTS:

CHALLENGE:

- Properly support heavy loads
- Minimize the chance of point loading or abrading the roof membrane
- Ensure chemical compatibility with anything you place on the roof membrane

PYRAMID SOLUTION:

- Pyramid offers a broad portfolio compatible with most roof surfaces, including single-ply, bituminous, metal and spray foam
- Pyramid provides excellent load distribution with some of the industry's best load ratings
- Pyramid minimizes point loading and roof abrasion
- Pyramid is UV stable, corrosion resistant, and durable over an extensive temperature range





WHY BUY PYRAMID FOR BUILDING OWNERS:

CHALLENGE:

- Roofs not only protect some of the most valuable assets, they often represent a significant cost to replace and maintain
- Substandard materials and methods can increase the chance of roof damage
- Increasingly, roofs are seen as prime real estate and are being utilized for equipment placement, alternative energy systems, and as green space

PYRAMID SOLUTION:

- Pyramid is extremely roof compatible
- Pyramid is designed to minimize the chance of damage to roofs
- Pyramid is fast and easy to install, minimizing costs
- Pyramid provides an aesthetically pleasing, flexible engineered solution designed to meet the challenges of densely populated roofs



WHY BUY PYRAMID FOR CONTRACTORS AND INSTALLERS:

CHALLENGE:

- Meet the project scope and stay within budget
- Provide a high quality installation
- Need a fast and easy to install solution
- Adapt to a broad range of applications and roof materials

PYRAMID SOLUTION:

- Pyramid is designed to get installers on and off the roof quickly
- Pyramid creates an aesthetically pleasing, high quality solution
- Pyramid offers a broad portfolio of solutions that simplify material management

Pyramid rooftop supports are a surface mounted solution for supporting electrical and mechanical applications on a variety of roof surfaces.

They offer superior load capacity and dramatically reduce installation time by replacing slow, heavy and labor-intensive methods for support of pipe, conduit, duct, cable tray and equipment.

Unlike wood blocks, Pyramid supports are specifically designed for rooftop applications, incorporating unique materials and finishes that protect roof membranes and provide superior corrosion protection.

Hot-dip galvanized
for superior
corrosion protection

UV stabilized
for long lasting
performance



Foam bottom offers low
abrasion interface for better
roof membrane protection

Compatible with roof surfaces
including single ply, bituminous,
metal and spray foam

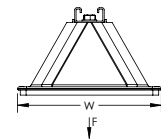
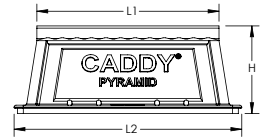
nVent CADDY Pyramid Rooftop Systems

NVENT CADDY PYRAMID ST STRUT-BASED SUPPORTS

NVENT CADDY PYRAMID ST FIXED STRUT SUPPORT

FEATURE

- Provides superior support for pipe, conduit, duct, cable tray and equipment
- Foam bottom offers low abrasion interface for better roof membrane protection
- Compatible with roof surfaces including single ply, bituminous, metal and spray foam
- Provides superior load distribution, even with varying rooftop surfaces
- Ready to use out of the box, saving installation time and labor
- Multiple sizes and load ratings offer the ability to tailor the solution to the application
- Easy to transport to the roof
- Hot-dip galvanized and UV stabilized for long lasting performance



Material: Polyethylene, Polypropylene, Steel
 Finish: Hot-Dip Galvanized
 Temperature: -45 to 65 °C
 Static Load Safety Factor: 3:1

Part Number	Article Number	Length 1	Length 2	Height	Width	Surface Area	Unit Weight	Static Load
PSF10C	360464	254 mm	317.5 mm	122 mm	203 mm	59,355 mm ²	1.0 kg	4,450 N
PSF16C	360466	406 mm	483.0 mm	122 mm	203 mm	91,613 mm ²	1.5 kg	6,670 N
PSF6C	360463	152 mm	203.0 mm	122 mm	152 mm	26,452 mm ²	0.5 kg	1,334 N

Static load at 73.1 kPa (10.6 psi) roof loading. Contact project or roofing engineer for maximum allowable load on individual project roof system.

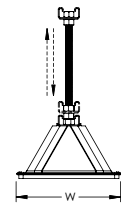
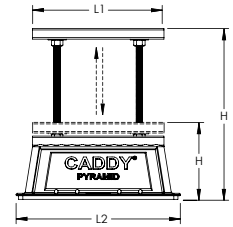
nVent CADDY Pyramid Rooftop Systems

NVENT CADDY PYRAMID ST STRUT-BASED SUPPORTS

NVENT CADDY PYRAMID ST ADJUSTABLE STRUT SUPPORT

FEATURE

- Height adjustability provides effective navigation of pipe, conduit, duct and cable tray around obstructions
- Foam bottom offers low abrasion interface for better roof membrane protection
- Compatible with roof surfaces including single ply, bituminous, metal and spray foam
- Provides superior load distribution, even with varying rooftop surfaces
- Ready to use out of the box, saving installation time and labor
- Multiple sizes and load ratings offer the ability to tailor the solution to the application
- Hot-dip galvanized and UV stabilized for long lasting performance



Material: Polyethylene, Polypropylene, Steel
 Finish: Hot-Dip Galvanized
 Temperature: -45 to 65 °C
 Static Load Safety Factor: 3:1

Part Number	Article Number	Length 1	Length 2	Height	Width	Surface Area	Unit Weight	Static Load
PSA16AH18	360469	406 mm	483 mm	178 – 457 mm	203 mm	91,613 mm ²	3 kg	6,670 N

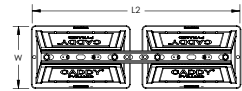
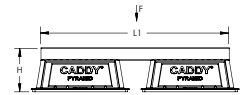
nVent CADDY Pyramid Rooftop Systems

NVENT CADDY PYRAMID ST STRUT-BASED SUPPORTS

NVENT CADDY PYRAMID ST BRIDGE ASSEMBLY

FEATURE

- Ideal for supporting multiple pipe runs, cable tray and air handling units
- Foam bottom offers low abrasion interface for better roof membrane protection
- Compatible with roof surfaces including single ply, bituminous, metal and spray foam
- Provides superior load distribution, even with varying rooftop surfaces
- Ready to use out of the box, saving installation time and labor
- Multiple sizes and load ratings offer the ability to tailor the solution to the application
- Hot-dip galvanized and UV stabilized for long lasting performance



Material: Polyethylene, Polypropylene, Steel
 Finish: Hot-Dip Galvanized
 Temperature: -45 to 65 °C
 Static Load Safety Factor: 3:1

Part Number	Article Number	Length 1	Length 2	Height	Width	Surface Area	Unit Weight	Static Load
PSB24A	360475	610 mm	673 mm	142 mm	203 mm	118,709 mm ²	2 kg	8,900 N
PSB42A	360478	1,067 mm	1,143 mm	142 mm	203 mm	183,225 mm ²	4 kg	13,340 N

Static loads are assumed to be uniformly distributed.

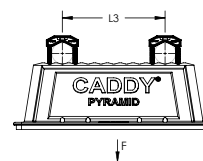
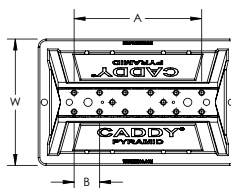
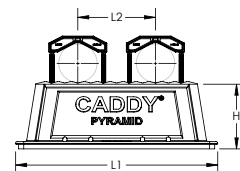
nVent CADDY Pyramid Rooftop Systems

NVENT CADDY PYRAMID TOOL-FREE SUPPORTS

NVENT CADDY PYRAMID TOOL-FREE PIPE SUPPORT KIT

FEATURE

- Push-in clamps install without the need for additional tools or strut clamps
- Ready to use out of the box, saving installation time and labor
- Plastic clamps and base will not corrode pipe
- Clamps come in two different sizes to fit project needs
- Base includes multiple holes to accommodate a variety of clamp sizes and configurations
- Additional clamps can be purchased separately for additional pipe runs
- Foam bottom offers low abrasion interface for better roof membrane protection
- Provides superior load distribution, even with varying rooftop surfaces
- Compatible with roof surfaces including single ply, bituminous, metal and spray foam
- Multiple sizes and load ratings offer the ability to tailor the solution to the application
- Easy to transport to the roof



Material: Polyethylene, Polypropylene, Nylon
 Temperature: -45 to 65 °C
 Static Load Safety Factor: 3:1

Part Number	Article Number	L1	L2	L3	W	H	A	B	Surface Area	Unit Weight
PTF10	360461	317.5	121.9	162.6	203	101.6	203.2	40.6	59,355	0.5
PTF16	360462	482.6	203.2	243.8	203	101.6	284.5	40.6	91,613	1.0
PTF6	360460	203.2		81.3	152	101.6	121.9	40.6	26,452	0.3

Length 2 represents maximum pipe center to pipe center using PTF2C clamps. Length 3 represents maximum pipe center to pipe center using PTF1C clamps.

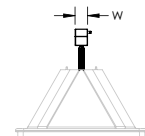
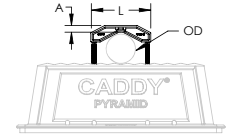
nVent CADDY Pyramid Rooftop Systems

NVENT CADDY PYRAMID TOOL-FREE SUPPORTS

NVENT CADDY PYRAMID TOOL-FREE PIPE CLAMP

FEATURE

- Push-in clamps install without the need for additional tools or strut clamps
- Clamps come in two different sizes to fit project needs
- Plastic clamps and base will not corrode pipe



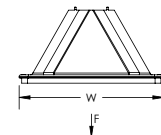
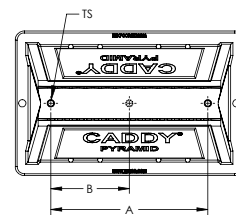
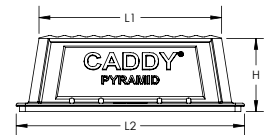
Material: Nylon
Temperature: -45 to 65 °C

Part Number	Article Number	Outer Diameter	Length	Width	A	Unit Weight
PTF1C	360484	12.7 – 22.4 mm	40.6 mm	19.1 mm	9.5 mm	0.01 kg
PTF2C	360485	21.3 – 60.3 mm	81.3 mm	19.1 mm	9.5 mm	0.02 kg

NVENT CADDY PYRAMID UNIVERSAL SUPPORT

FEATURE

- Captive stainless steel nuts allow for custom attachment methods to the support base including easy attachment of stainless steel strut, threaded rod or other project-specific hardware
- Foam bottom offers low abrasion interface for better roof membrane protection
- Compatible with roof surfaces including single ply, bituminous, metal and spray foam
- Provides superior load distribution, even with varying rooftop surfaces
- Multiple sizes and load ratings offer the ability to tailor the solution to the application
- Base is manufactured from UV-stabilized thermoplastic material



Material: Polyethylene, Polypropylene, Stainless Steel 18-8 (EN 1.4305)
Temperature: -45 to 65 °C
Static Load Safety Factor: 3:1

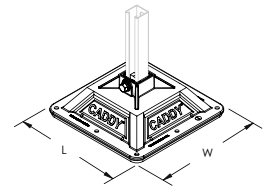
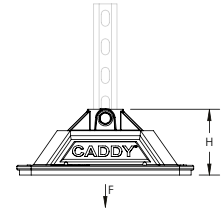
Part Number	Article Number	L1	L2	H	W	TS	Number of Holes	A	B	Surface Area
PBU10M	360496	254.0	317.5	101.6	203	M10	2	218.4		59,355
PBU16M	360497	406.0	483.0	101.6	203	M10	2	165.1		91,613
PBU6M	360495	139.7	203.0	101.6	152	M10	3	114.3	57.2	26,452

nVent CADDY Pyramid Rooftop Systems

NVENT CADDY PYRAMID H-FRAME POST BASE

FEATURE

- Foam or rubber bottom offers low abrasion interface for better roof membrane protection
- Compatible with roof surfaces including single ply, bituminous, metal and spray foam
- Provides superior load distribution, even with varying rooftop surfaces
- Rubber rooftop interface ideal for solar panel array installations
- Mounting hardware pre-installed in bases
- Hot-dip galvanized and UV stabilized for long lasting performance
- Accepts standard strut channels



Material: Steel, Polypropylene, Polyethylene
 Finish: Hot-Dip Galvanized
 Temperature: -34 to 54 °C
 Static Load Safety Factor: 3:1

Part Number	Article Number	Rooftop Interface	Strut Type	Height	Length	Width	Surface Area	Unit Weight	Static Load
PHB	360422	Foam	A (41 x 41 mm)	117 mm	314 mm	314 mm	0.09 m ²	1.8 kg	3,335 N

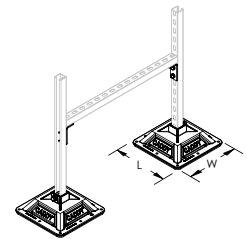
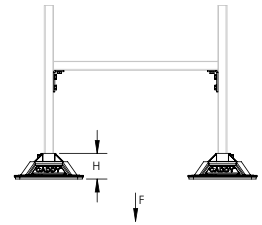
nVent CADDY Pyramid Rooftop Systems

NVENT CADDY PYRAMID H-FRAME

NVENT CADDY PYRAMID H-FRAME KIT

FEATURE

- Foam or rubber bottom offers low abrasion interface for better roof membrane protection
- Compatible with roof surfaces including single ply, bituminous, metal and spray foam
- Provides superior load distribution, even with varying rooftop surfaces
- Rubber rooftop interface ideal for solar panel array installations
- Kit includes 2 post bases with pre-installed mounting hardware, 6 bolts, 6 strut nuts, and 2 L-brackets to complete H-frame
- Hot-dip galvanized and UV stabilized for long lasting performance
- Accepts standard strut channels



Material: Polypropylene, Polyethylene
 Temperature: -34 to 54 °C
 Static Load Safety Factor: 3:1

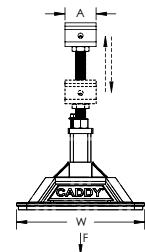
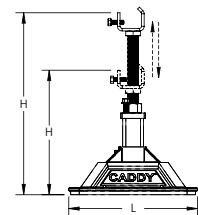
Part Number	Article Number	Rooftop Interface	Strut Type	Height	Length	Width	Surface Area	Static Load
PHK	360420	Foam	A (41 x 41 mm)	117 mm	314 mm	314 mm	0.18 m ²	6,670 N

Static load represents 750 lb (3,335 N) per post base. The end user must select and evaluate the strut framing to ensure the assembled H-frame can properly support the applied load.

NVENT CADDY PYRAMID EQUIPMENT SUPPORT POST BASE

FEATURE

- Ideal for use with strut channel type A and U-shaped brackets to create custom equipment supports
- Height adjustable
- Foam bottom offers low abrasion interface for better roof membrane protection
- Compatible with roof surfaces including single ply, bituminous, metal and spray foam
- Provides superior load distribution, even with varying rooftop surfaces
- Hot-dip galvanized and UV stabilized for long lasting performance



Material: Steel, Polypropylene, Polyethylene
 Finish: Hot-Dip Galvanized
 Temperature: -34 to 54 °C
 Static Load Safety Factor: 3:1

Part Number	Article Number	Height	Length	Width	A	Surface Area	Unit Weight	Static Load
PEB	360425	305 – 457 mm	314 mm	314 mm	76 mm	0.09 m ²	4 kg	3,340 N

The end user must select and evaluate the strut framing to ensure the custom assembled equipment support can properly support the applied load.

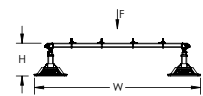
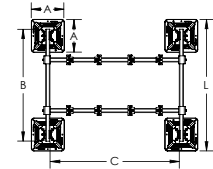

nVent CADDY Pyramid Rooftop Systems

NVENT CADDY PYRAMID EQUIPMENT SUPPORTS

NVENT CADDY PYRAMID EQUIPMENT SUPPORT KIT, 4 POST BASE

FEATURE

- Kit includes post-base assemblies, frame and equipment-support clamps
- Assembles and adjusts to size and height in minutes by one person with one tool
- Innovative crossbar and equipment-support clamps enable quick assembly
- Integral foam pad provides gentle interface for all roof types
- Hot-dip galvanized and UV stabilized for long lasting performance
- Assembled support can be lifted as one unit and easily relocated



Material: Steel, Polypropylene, Polyethylene
 Finish: Hot-Dip Galvanized
 Temperature: -34 to 54 °C
 Height: 305 – 457 mm
 Length: 1,257 mm

Part Number	Article Number	Post Base	Square Tube	Cross Bar Assembly	Width	Surface Area	Unit Weight	Ultimate Static Load
PEK4B	360426	314 mm x 4 pc	1,067 mm x 2 pc	1,232 mm x 2 pc	1,588 mm	0.36 m ²	36 kg	4,980 N

Static load must be stable and uniformly distributed across frame.

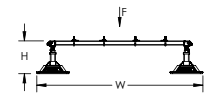
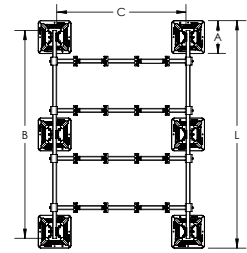
nVent CADDY Pyramid Rooftop Systems

NVENT CADDY PYRAMID EQUIPMENT SUPPORTS

NVENT CADDY PYRAMID EQUIPMENT SUPPORT KIT, 6 POST BASE

FEATURE

- Kit includes post-base assemblies, frame and equipment-support clamps
- Assembles and adjusts to size and height in minutes by one person with one tool
- Innovative crossbar and equipment-support clamps enable quick assembly
- Integral foam pad provides gentle interface for all roof types
- Hot-dip galvanized and UV stabilized for long lasting performance
- Assembled support can be lifted as one unit and easily relocated



Material: Steel, Polypropylene, Polyethylene
 Finish: Hot-Dip Galvanized
 Temperature: -34 to 54 °C
 Height: 305 – 457 mm
 Length: 2,172 mm

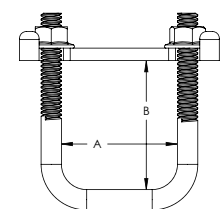
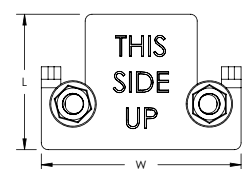
Part Number	Article Number	Post Base	Square Tube	Cross Bar Assembly	Width	Surface Area	Unit Weight	Ultimate Static Load
PEK6B	360427	314 mm x 6 pc	1,981 mm x 2 pc	1,232 mm x 4 pc	1,588 mm	0.56 m ²	56 kg	9,960 N

Static load must be stable and uniformly distributed across frame.

NVENT CADDY PYRAMID EQUIPMENT SUPPORT CLAMP

FEATURE

- Ideal for use with strut channel type A and square tube to create custom equipment supports
- Slotted design offers fast and easy installation



Material: Steel
 Finish: Hot-Dip Galvanized

Part Number	Article Number	Strut Type	Length	Width	A	B
PEC	360428	A (41 x 41 mm)	64 mm	95 mm	53 mm	58 mm

09. Mechanical



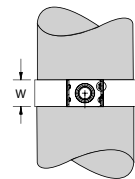
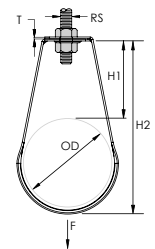
Mechanical

LOOP HANGERS

NVENT CADDY EPB PLUS LOOP HANGER, FLARED EDGES

FEATURE

- For steel and CPVC pipe
- Flared edges help to protect plastic pipe
- Hexagon nuts not included



Nut Included: No
Material: Steel
Finish: Electrogalvanized

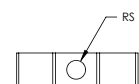
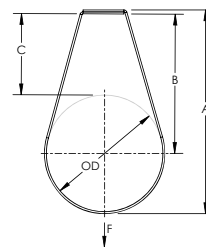


Part Number	Article Number	Pipe Size	NB/DN	Outer Diameter	Rod Size	Height 1	Height 2	Width	Thickness	Static Load
EPB0075	279501	3/4"	20	27 mm	M10	45 mm	73 mm	22 mm	1.2 mm	1,330 N
EPB0100	279502	1"	25	34 mm	M10	45 mm	80 mm	22 mm	1.2 mm	1,330 N
EPB0125	279503	1 1/4"	32	43 mm	M10	50 mm	93 mm	22 mm	1.2 mm	1,330 N
EPB0150	279504	1 1/2"	40	48 mm	M10	50 mm	100 mm	22 mm	1.2 mm	1,330 N
EPB0200	279505	2"	50	60 mm	M10	50 mm	112 mm	22 mm	1.2 mm	1,330 N

EPB PEAR BAND

FEATURE

- Suspends horizontal steel pipe services



Material: Steel
Finish: Electrogalvanized



Part Number	Article Number	Outer Diameter	Rod Size	A	B	C	Static Load
EPBH0250	179506	76 mm	M12	122.4 mm	79.0 mm	40 mm	2,340 N
EPBH0300	179507	89 mm	M12	140.4 mm	90.5 mm	45 mm	2,340 N
EPBH0400	179508	114 mm	M12	178.4 mm	114.0 mm	56 mm	2,890 N
EPBH0600	179511	165 mm	M12	236.4 mm	145.0 mm	60 mm	4,450 N
EPBH0800	179512	220 mm	M16	317.4 mm	200.5 mm	90 mm	6,000 N

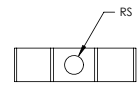
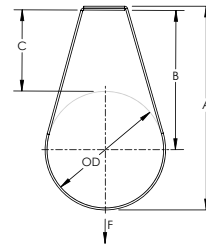
Mechanical

LOOP HANGERS

PNG LOOP HANGER FOR PVC PIPE

FEATURE

- Suspends variable pipe services



Material: Steel
Finish: Polyester
Color: White

Part Number	Outer Diameter	Rod Size	A	B	C	Static Load
PNG040PVCPPC	43 mm	M10	78 mm	52.0 mm	30.5 mm	1,500 N
PNG050PVCPPC	55 mm	M10	96 mm	63.0 mm	34.5 mm	1,500 N
PNG065PVCPPC	69 mm	M10	111 mm	71.5 mm	36.5 mm	1,500 N
PNG080PVCPPC	82 mm	M12	131 mm	82.5 mm	41.0 mm	1,500 N
PNG100PVCPPC	110 mm	M12	170 mm	108.0 mm	52.5 mm	1,500 N
PNG150PVCPPC	160 mm	M12	230 mm	155.0 mm	74.5 mm	1,500 N
PNG225PVCPPC	250 mm	M12	391 mm	255.0 mm	129.0 mm	6,000 N
PNG300PVCPPC	315 mm	M12	493 mm	325.0 mm	167.0 mm	7,500 N

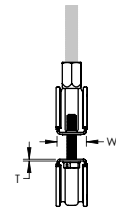
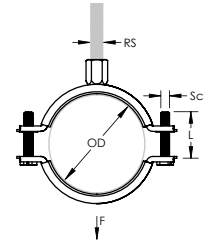
Mechanical

RUBBER LINED PIPE CLAMPS

NVENT CADDY MACROFIX INSULATED M8/M10

FEATURE

- Return-lip on the hanger prevents the rubber from detaching, eliminating rework during installation
- Plastic washer prevents screws from falling out during installation
- Combo head bolt works with slotted, hex, or Phillips drivers
- Longer ears position the screw farther from the hanger, improving tool clearance when the screw is tightened
- Combination nut can be attached to M8 or M10 threaded rod, simplifying material handling
- Screw length has been optimized to accommodate an increased pipe range, reducing inventory
- Category II noise reduction according to DIN EN ISO 3822-1
- Compliant for sound insulation design according to DIN 4109
- Reaction-to-fire classification is "E" in compliance with DIN EN 13501-1:2010-01



Material: Steel, EPDM-SBR Rubber
 Finish: Electrogalvanized
 Color: Black
 Temperature: -50 to 110 °C



Part Number	Article Number	Outer Diameter	Pipe Size	NB/DN	Rod Size	Width	Thickness	Screw Diameter	Screw Length	Static Load
MFD015	586001	"11 – 15 mm"	1/4"	8	M8, M10	20 mm	1.00 mm	M6	17 mm	1,000 N
MFD019	586002	"15 – 19 mm"	3/8"	10	M8, M10	20 mm	1.00 mm	M6	17 mm	1,000 N
MFD025	586003	"19 – 25 mm"	1/2"	15	M8, M10	20 mm	1.00 mm	M6	22 mm	1,000 N
MFD031	586004	"25 – 31 mm"	3/4"	20	M8, M10	20 mm	1.00 mm	M6	22 mm	1,000 N
MFD037	586005	"31 – 37 mm"	1"	25	M8, M10	20 mm	1.00 mm	M6	22 mm	1,000 N
MFD044	586006	"37 – 44 mm"	1 1/4"	32	M8, M10	20 mm	1.00 mm	M6	27 mm	1,000 N
MFD050	586007	"44 – 50 mm"	1 1/2"	40	M8, M10	20 mm	1.25 mm	M6	27 mm	1,500 N
MFD058	586008	"50 – 58 mm"	–	–	M8, M10	20 mm	1.25 mm	M6	27 mm	1,500 N
MFD068	586009	"58 – 68 mm"	2"	50	M8, M10	20 mm	1.25 mm	M6	32 mm	1,500 N
MFD078	586010	"68 – 78 mm"	2 1/2"	65	M8, M10	23 mm	1.50 mm	M6	32 mm	2,000 N
MFD088	586011	"78 – 88 mm"	–	–	M8, M10	23 mm	1.50 mm	M6	32 mm	2,000 N
MFD098	586012	"88 – 98 mm"	3"	80	M8, M10	23 mm	1.75 mm	M6	37 mm	2,500 N
MFD108	586013	"98 – 108 mm"	3 1/2"	90	M8, M10	23 mm	1.75 mm	M6	37 mm	2,500 N
MFD118	586014	"108 – 118 mm"	4"	100	M8, M10	23 mm	1.75 mm	M6	37 mm	2,500 N
MFD128	586015	"118 – 128 mm"	–	–	M8, M10	23 mm	2.00 mm	M6	37 mm	3,000 N
MFD138	586016	"128 – 138 mm"	–	–	M8, M10	23 mm	2.00 mm	M6	37 mm	3,000 N
MFD148	586017	"138 – 148 mm"	5"	125	M8, M10	25 mm	2.00 mm	M6	37 mm	3,200 N
MFD160	586018	"150 – 160 mm"	–	–	M8, M10	25 mm	2.00 mm	M6	37 mm	3,200 N
MFD170	586019	"160 – 170 mm"	6"	150	M8, M10	25 mm	2.00 mm	M6	37 mm	3,200 N
MFD200	586020	"190 – 200 mm"	–	–	M8, M10	27 mm	2.25 mm	M6	37 mm	3,600 N
MFD215	586021	"205 – 215 mm"	–	–	M8, M10	27 mm	2.25 mm	M6	37 mm	3,600 N
MFD225	586022	"215 – 225 mm"	8"	200	M8, M10	27 mm	2.25 mm	M6	37 mm	3,600 N
MFD250	586023	"239 – 250 mm"	–	–	M8, M10	30 mm	2.50 mm	M6	37 mm	4,000 N
MFD275	586024	"265 – 275 mm"	10"	250	M8, M10	30 mm	2.50 mm	M6	37 mm	4,000 N
MFD319	586025	"309 – 319 mm"	–	–	M8, M10	30 mm	2.50 mm	M6	37 mm	4,000 N

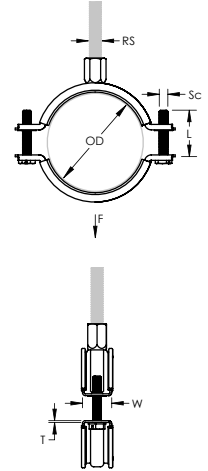
Mechanical

RUBBER LINED PIPE CLAMPS

nVENT CADDY MACROFIX INSULATED M8/M10, STAINLESS STEEL

FEATURE

- Return-lip on the hanger prevents the rubber from detaching, eliminating rework during installation
- Plastic washer prevents screws from falling out during installation
- Combo head bolt works with slotted, hex, or Phillips drivers
- Longer ears position the screw farther from the hanger, improving tool clearance when the screw is tightened
- Combination nut can be attached to M8 or M10 threaded rod, simplifying material handling
- Screw length has been optimized to accommodate an increased pipe range, reducing inventory
- Category II noise reduction according to DIN EN ISO 3822-1
- Compliant for sound insulation design according to DIN 4109
- Reaction-to-fire classification is "E" in compliance with DIN EN 13501-1:2010-01



Material: EPDM-SBR Rubber, Stainless Steel 316L (EN 1.4404)
 Finish: Electropolished
 Temperature: -50 to 110 °C

Part Number	Article Number	Outer Diameter	Pipe Size	NB/DN	Rod Size	Width	Thickness	Screw Diameter	Screw Length	Static Load
MFD015S6	586301	11 – 15 mm	1/4"	8	M8, M10	20 mm	1.00 mm	M6	17 mm	1,000 N
MFD019S6	586302	15 – 19 mm	3/8"	10	M8, M10	20 mm	1.00 mm	M6	17 mm	1,000 N
MFD025S6	586303	19 – 25 mm	1/2"	15	M8, M10	20 mm	1.00 mm	M6	22 mm	1,000 N
MFD031S6	586304	25 – 31 mm	3/4"	20	M8, M10	20 mm	1.00 mm	M6	22 mm	1,000 N
MFD037S6	586305	31 – 37 mm	1"	25	M8, M10	20 mm	1.00 mm	M6	22 mm	1,000 N
MFD044S6	586306	37 – 44 mm	1 1/4"	32	M8, M10	20 mm	1.00 mm	M6	27 mm	1,000 N
MFD050S6	586307	44 – 50 mm	1 1/2"	40	M8, M10	20 mm	1.25 mm	M6	27 mm	1,300 N
MFD058S6	586308	50 – 58 mm			M8, M10	20 mm	1.25 mm	M6	27 mm	1,300 N
MFD068S6	586309	58 – 68 mm	2"	50	M8, M10	20 mm	1.25 mm	M6	32 mm	1,300 N
MFD078S6	586310	68 – 78 mm	2 1/2"	65	M8, M10	23 mm	1.50 mm	M6	32 mm	1,500 N
MFD088S6	586311	78 – 88 mm			M8, M10	23 mm	1.50 mm	M6	32 mm	1,500 N
MFD098S6	586312	88 – 98 mm	3"	80	M8, M10	23 mm	1.75 mm	M6	37 mm	1,800 N
MFD108S6	586313	98 – 108 mm	3 1/2"	90	M8, M10	23 mm	1.75 mm	M6	37 mm	1,800 N
MFD118S6	586314	108 – 118 mm	4"	100	M8, M10	23 mm	1.75 mm	M6	37 mm	2,200 N
MFD128S6	586315	118 – 128 mm			M8, M10	23 mm	2.00 mm	M6	37 mm	2,200 N
MFD138S6	586316	128 – 138 mm			M8, M10	23 mm	2.00 mm	M6	37 mm	2,200 N

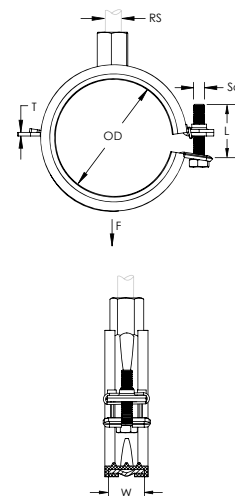
Mechanical

RUBBER LINED PIPE CLAMPS

NVENT CADDY SUPERFIX 243 M8/M10

FEATURE

- Includes easy closing mechanism
- Combo head bolt works with slotted, hex, or Phillips drivers
- Category II noise reduction according to DIN EN ISO 3822-1
- Compliant for sound insulation design according to DIN 4109
- Reaction-to-fire classification is "E" in compliance with DIN EN 13501-1:2010-01



Material: Steel, EPDM-SBR Rubber
 Finish: Electrogalvanized
 Color: Black
 Temperature: -50 to 110 °C

Part Number	Article Number	Outer Diameter	Pipe Size	NB/DN	Rod Size	Width	Thickness	Screw Diameter	Screw Length	Static Load
SXD014	400063	12 – 14 mm	1/4"	8	M8, M10	20 mm	1.5 mm	M6	25 mm	1,000 N
SXD019	400064	15 – 19 mm	3/8"	10	M8, M10	20 mm	1.5 mm	M6	25 mm	1,000 N
SXD023	400065	21 – 23 mm	1/2"	15	M8, M10	20 mm	1.5 mm	M6	25 mm	1,000 N
SXD028	400066	26 – 28 mm	3/4"	20	M8, M10	20 mm	1.5 mm	M6	25 mm	1,000 N
SXD035	400067	32 – 35 mm	1"	25	M8, M10	20 mm	1.5 mm	M6	30 mm	1,000 N
SXD043	400068	40 – 43 mm	1 1/4"	32	M8, M10	20 mm	1.5 mm	M6	30 mm	1,000 N
SXD049	400069	44 – 49 mm			M8, M10	20 mm	1.5 mm	M6	30 mm	1,300 N
SXD052	400070	48 – 52 mm	1 1/2"	40	M8, M10	20 mm	1.5 mm	M6	30 mm	1,300 N
SXD058	589350	54 – 58 mm			M8, M10	20 mm	2.0 mm	M6	30 mm	1,300 N
SXD061	400071	57 – 61 mm	2"	50	M8, M10	20 mm	2.0 mm	M6	30 mm	1,300 N
SXD067	400072	63 – 67 mm			M8, M10	20 mm	2.0 mm	M6	30 mm	1,300 N
SXD073	400073	70 – 73 mm			M8, M10	20 mm	2.0 mm	M6	35 mm	1,300 N
SXD080	400074	74 – 80 mm	2 1/2"	65	M8, M10	20 mm	2.0 mm	M6	35 mm	1,300 N
SXD091	400075	83 – 91 mm	3"	80	M8, M10	20 mm	2.0 mm	M6	35 mm	1,300 N
SXD106	400076	101 – 106 mm			M8, M10	23 mm	2.5 mm	M6	35 mm	2,200 N
SXD114	400077	108 – 114 mm	4"	100	M8, M10	23 mm	2.5 mm	M6	40 mm	2,200 N

Lining is EPDM rubber.

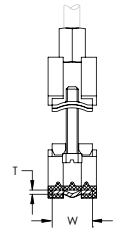
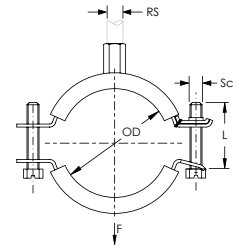
Mechanical

RUBBER LINED PIPE CLAMPS

NVENT CADDY MACROFIX PLUS

FEATURE

- Includes easy closing mechanism
- Age-resistant lining
- Combo head bolt works with slotted, hex, or Phillips drivers
- Category II noise reduction according to DIN EN ISO 3822-1
- Compliant for sound insulation design according to DIN 4109
- Reaction-to-fire classification is "E" in compliance with DIN EN 13501-1:2010-01



Material: Steel, EPDM-SBR Rubber
 Finish: Electrogalvanized
 Color: Black
 Temperature: -50 to 110 °C

Part Number	Article Number	Outer Diameter	Pipe Size	NB/DN	Rod Size	Width	Thickness	Screw Diameter	Screw Length	Static Load
MPD014	400078	12 – 14 mm	1/4"	8	M8, M10	20 mm	1.5 mm	M6	20 mm	1,000 N
MPD019	400079	15 – 19 mm	3/8"	10	M8, M10	20 mm	1.5 mm	M6	20 mm	1,000 N
MPD023	400080	21 – 23 mm	1/2"	15	M8, M10	20 mm	1.5 mm	M6	20 mm	1,000 N
MPD028	400081	26 – 28 mm	3/4"	20	M8, M10	20 mm	1.5 mm	M6	20 mm	1,000 N
MPD035	400082	32 – 35 mm	1"	25	M8, M10	20 mm	1.5 mm	M6	20 mm	1,000 N
MPD043	400083	40 – 43 mm	1 1/4"	32	M8, M10	20 mm	1.5 mm	M6	20 mm	1,000 N
MPD049	400084	44 – 49 mm	1 1/2"	40	M8, M10	20 mm	2.0 mm	M6	20 mm	1,300 N
MPD056	400085	50 – 56 mm			M8, M10	20 mm	2.0 mm	M6	25 mm	1,300 N
MPD061	400086	57 – 61 mm	2"	50	M8, M10	20 mm	2.0 mm	M6	25 mm	1,300 N
MPD067	400087	63 – 67 mm			M8, M10	20 mm	2.0 mm	M6	25 mm	1,300 N
MPD073	400088	70 – 73 mm			M8, M10	20 mm	2.0 mm	M6	25 mm	1,300 N
MPD080	400089	74 – 80 mm	2 1/2"	65	M8, M10	20 mm	2.0 mm	M6	25 mm	1,300 N
MPD091	400090	83 – 91 mm	3"	80	M8, M10	20 mm	2.0 mm	M6	25 mm	1,300 N
MPD106	400091	101 – 106 mm			M8, M10	23 mm	2.5 mm	M6	25 mm	2,200 N
MPD114	400092	108 – 114 mm	4"	100	M8, M10	23 mm	2.5 mm	M8	25 mm	2,200 N
MPD116	400093	115 – 116 mm			M8, M10	23 mm	2.5 mm	M8	25 mm	2,200 N
MPD127	400094	123 – 127 mm			M8, M10	23 mm	2.5 mm	M8	25 mm	2,200 N
MPD135	400095	131 – 135 mm			M8, M10	23 mm	2.5 mm	M8	25 mm	2,200 N
MPD139	400096	136 – 139 mm	5"	125	M8, M10	23 mm	2.5 mm	M8	25 mm	2,200 N
MPD144	400097	140 – 144 mm			M8, M10	23 mm	2.5 mm	M8	30 mm	2,200 N
MPD163	400098	159 – 163 mm			M8, M10	23 mm	2.5 mm	M8	30 mm	2,200 N
MPD169	400099	165 – 169 mm	6"	150	M8, M10	23 mm	2.5 mm	M8	30 mm	2,200 N
MPD200	400100	193 – 200 mm			M8, M10	25 mm	3.0 mm	M8	30 mm	2,200 N
MPD212	400101	210 – 212 mm			M8, M10	25 mm	3.0 mm	M8	30 mm	2,200 N

Lining is EPDM rubber.

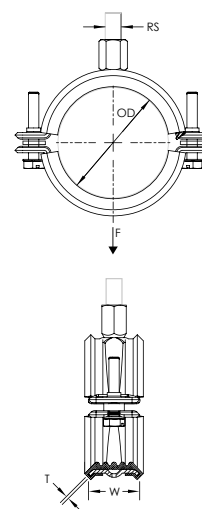

Mechanical

RUBBER LINED PIPE CLAMPS

INVENT CADDY MACROFIX PLUS LF LOW-FRICTION

FEATURE

- Includes easy closing mechanism
- Age resistant lining designed specifically for plastic pipe applications
- Low-friction properties allow for expansion, contraction and easy sliding of pipe
- Conforms with Manufacturers Standardization Society (MSS) SP-58 (Type 12)
- Category II noise reduction according to DIN EN ISO 3822-1
- Compliant for sound insulation design according to DIN 4109



Material: Steel, EPDM-SBR Rubber
 Finish: Electrogalvanized
 Color: Green
 Temperature: -50 to 110 °C

Part Number	Article Number	Outer Diameter	Pipe Size	NB/DN	Plastic Pipe Size	Rod Size	Width	Thickness	Static Load
MPL016	595035	16 mm	3/8"	10		M8, M10	30 mm	1.5 mm	1,125 N
MPL020	595036	20 mm	1/2"	15	20 mm	M8, M10	30 mm	1.5 mm	1,125 N
MPL025	595037	25 mm	3/4"	20	25 mm	M8, M10	30 mm	1.5 mm	1,125 N
MPL032	595038	32 mm	1"	25	32 mm	M8, M10	30 mm	1.5 mm	1,125 N
MPL040	595039	40 mm	1 1/4"	32	40 mm	M8, M10	30 mm	1.5 mm	1,125 N
MPL050	595040	50 mm	1 1/2"	40	50 mm	M8, M10	30 mm	2.0 mm	1,725 N
MPL063	595042	63 mm	2"	50	63 mm	M8, M10	30 mm	2.0 mm	1,725 N
MPL075	595043	75 mm	2 1/2"	65	75 mm	M8, M10	30 mm	2.0 mm	1,725 N
MPL090	595044	90 mm	3"	80	90 mm	M8, M10	30 mm	2.0 mm	1,725 N
MPL110	595045	110 mm	4"	100	100 mm	M8, M10	30 mm	2.5 mm	2,000 N
MPL125	595046	125 mm			110 mm	M8, M10	30 mm	2.5 mm	2,000 N
MPL140	595047	140 mm	5"	125		M8, M10	30 mm	2.5 mm	2,000 N
MPL160	595048	160 mm			160 mm	M8, M10	30 mm	2.5 mm	2,000 N

Lining is EPDM rubber.

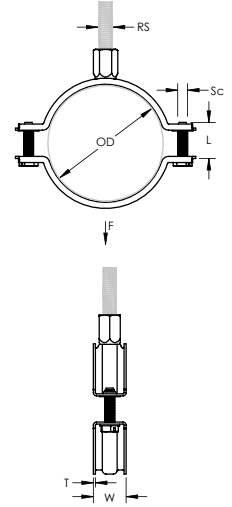
Mechanical

PIPE CLAMPS

NVENT CADDY MACROFIX NON-INSULATED M8/M10

FEATURE

- Plastic washer prevents screws from falling out during installation
- Combo head bolt works with slotted, hex, or Phillips drivers
- Longer ears position the screw farther from the hanger, improving tool clearance when the screw is tightened
- Combination nut can be attached to M8 or M10 threaded rod, simplifying material handling
- Screw length has been optimized to accommodate an increased pipe range, reducing inventory



Material: Steel
Finish: Electrogalvanized



Part Number	Article Number	Outer Diameter	Pipe Size	NB/DN	Rod Size	Width	Thickness	Screw Diameter	Screw Length	Static Load
MFN019EG	586101	15 – 19 mm	3/8"	10	M8, M10	20 mm	1.00 mm	M6	17 mm	1,000 N
MFN023EG	586102	19 – 23 mm	1/2"	15	M8, M10	20 mm	1.00 mm	M6	17 mm	1,000 N
MFN029EG	586103	23 – 29 mm	3/4"	20	M8, M10	20 mm	1.00 mm	M6	17 mm	1,000 N
MFN035EG	586104	29 – 35 mm	1"	25	M8, M10	20 mm	1.00 mm	M6	17 mm	1,000 N
MFN041EG	586105	35 – 41 mm			M8, M10	20 mm	1.00 mm	M6	22 mm	1,000 N
MFN048EG	586106	41 – 48 mm	1 1/4"	32	M8, M10	20 mm	1.00 mm	M6	22 mm	1,000 N
MFN054EG	586107	48 – 54 mm	1 1/2"	40	M8, M10	20 mm	1.25 mm	M6	22 mm	1,500 N
MFN062EG	586108	54 – 62 mm	2"	50	M8, M10	20 mm	1.25 mm	M6	22 mm	1,500 N
MFN072EG	586109	62 – 72 mm			M8, M10	20 mm	1.25 mm	M6	22 mm	1,500 N
MFN083EG	586110	73 – 83 mm	2 1/2"	65	M8, M10	23 mm	1.50 mm	M6	27 mm	2,000 N
MFN093EG	586111	83 – 93 mm	3"	80	M8, M10	23 mm	1.50 mm	M6	27 mm	2,000 N
MFN103EG	586112	93 – 103 mm	3 1/2"	90	M8, M10	23 mm	1.75 mm	M6	27 mm	2,500 N
MFN113EG	586113	103 – 113 mm			M8, M10	23 mm	1.75 mm	M6	27 mm	2,500 N
MFN123EG	586114	113 – 123 mm	4"	100	M8, M10	23 mm	1.75 mm	M6	27 mm	2,500 N
MFN133EG	586115	123 – 133 mm			M8, M10	23 mm	2.00 mm	M6	27 mm	3,000 N
MFN143EG	586116	133 – 143 mm	5"	125	M8, M10	23 mm	2.00 mm	M6	27 mm	3,000 N

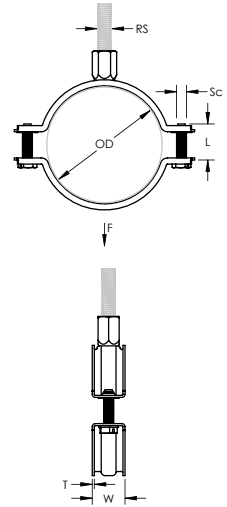
Mechanical

PIPE CLAMPS

NVENT CADDY MACROFIX NON-INSULATED M8/M10, STAINLESS STEEL

FEATURE

- Plastic washer prevents screws from falling out during installation
- Combo head bolt works with slotted, hex, or Phillips drivers
- Longer ears position the screw farther from the hanger, improving tool clearance when the screw is tightened
- Combination nut can be attached to M8 or M10 threaded rod, simplifying material handling
- Screw length has been optimized to accommodate an increased pipe range, reducing inventory



Material: Stainless Steel 316L (EN 1.4404)
Finish: Electropolished

Part Number	Article Number	Outer Diameter	Pipe Size	NB/DN	Rod Size	Width	Thickness	Screw Diameter	Screw Length	Static Load
MFN019S6	586401	15 – 19 mm	3/8"	10	M8, M10	20 mm	1.00 mm	M6	17 mm	1,000 N
MFN023S6	586402	19 – 23 mm	1/2"	15	M8, M10	20 mm	1.00 mm	M6	17 mm	1,000 N
MFN029S6	586403	23 – 29 mm	3/4"	20	M8, M10	20 mm	1.00 mm	M6	17 mm	1,000 N
MFN035S6	586404	29 – 35 mm	1"	25	M8, M10	20 mm	1.00 mm	M6	17 mm	1,000 N
MFN041S6	586405	35 – 41 mm			M8, M10	20 mm	1.00 mm	M6	22 mm	1,000 N
MFN048S6	586406	41 – 48 mm	1 1/4"	32	M8, M10	20 mm	1.00 mm	M6	22 mm	1,000 N
MFN054S6	586407	48 – 54 mm	1 1/2"	40	M8, M10	20 mm	1.25 mm	M6	22 mm	1,300 N
MFN062S6	586408	54 – 62 mm	2"	50	M8, M10	20 mm	1.25 mm	M6	22 mm	1,300 N
MFN072S6	586409	62 – 72 mm			M8, M10	20 mm	1.25 mm	M6	22 mm	1,300 N
MFN083S6	586410	73 – 83 mm	2 1/2"	65	M8, M10	23 mm	1.50 mm	M6	27 mm	1,500 N
MFN093S6	586411	83 – 93 mm	3"	80	M8, M10	23 mm	1.50 mm	M6	27 mm	1,500 N
MFN103S6	586412	93 – 103 mm	3 1/2"	90	M8, M10	23 mm	1.75 mm	M6	27 mm	1,800 N
MFN113S6	586413	103 – 113 mm			M8, M10	23 mm	1.75 mm	M6	27 mm	1,800 N
MFN123S6	586414	113 – 123 mm	4"	100	M8, M10	23 mm	1.75 mm	M6	27 mm	2,200 N
MFN133S6	586415	123 – 133 mm			M8, M10	23 mm	2.00 mm	M6	27 mm	2,200 N
MFN143S6	586416	133 – 143 mm	5"	125	M8, M10	23 mm	2.00 mm	M6	27 mm	2,200 N

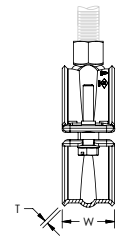
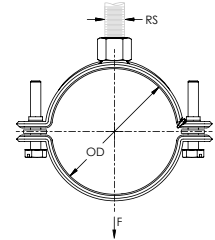
Mechanical

LOOP HANGERS

nVENT CADDY MACROFIX PLUS NI EZ WITH EASY CLOSURE

FEATURE

- Contains easy closing mechanism
- Plastic washers help prevent crushing the CPVC or plastic pipe and assure a floating fit
- Flared edges and specially designed welding area help protect CPVC piping
- Suitable for 3/4" - 2" (20 - 50 DN) steel sprinkler pipe
- Combo head bolt works with slotted, hex, or Phillips drivers
- Conforms with Manufacturers Standardization Society (MSS) SP-58 (Type 12)



Material: Steel
Finish: Electrogalvanized



Part Number	Article Number	Pipe Size	NB/DN	Outer Diameter	Rod Size	Width	Thickness	Static Load	Certifications
MPZ020	595052	1/2"	15	20.0 – 21.3 mm	M10	30 mm	1.5 mm	1,125 N	cULus
MPZ025	595053	3/4"	20	25.0 – 26.9 mm	M10	30 mm	1.5 mm	1,125 N	cULus, FM
MPZ032	595054	1"	25	32.0 – 33.7 mm	M10	30 mm	1.5 mm	1,125 N	cULus, FM
MPZ040	595056	1 1/4"	32	40.0 – 42.4 mm	M10	30 mm	1.5 mm	1,125 N	cULus, FM
MPZ050	595057	1 1/2"	40	48.3 – 50.0 mm	M10	30 mm	2.0 mm	1,725 N	cULus, FM
MPZ063	595059	2"	50	60.3 – 63.0 mm	M10	30 mm	2.0 mm	1,725 N	cULus, FM
MPZ075	595061	2 1/2"	65	75.0 – 76.1 mm	M10	30 mm	2.0 mm	1,725 N	cULus
MPZ090	595062	3"	80	88.9 – 90.0 mm	M10	30 mm	2.0 mm	1,725 N	cULus
MPZ110	595063	4"	100	110.0 – 114.3 mm	M10	30 mm	2.5 mm	2,000 N	cULus
MPZ140	595066	5"	125	139.7 – 141.0 mm	M10	30 mm	2.5 mm	2,000 N	

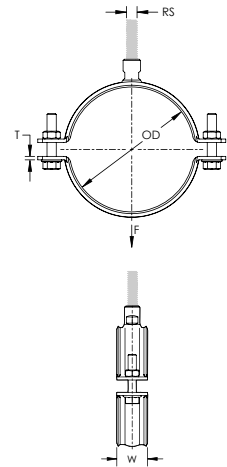
Mechanical

PIPE CLAMPS

HD NI HEAVY DUTY PIPE CLAMP, FIRE/SPRINKLER

FEATURE

- Fillet welded connector nut has flats to accommodate spanners
- Flared steel band also suitable for plastic pipe
- Easy open flange for pipe sizes up to and including 4"
- Adaptor bushings to female 1/2", 3/4", 1" available



Nut Included: Yes
Material: Steel
Finish: Electrogalvanized



Part Number	Article Number	Outer Diameter	Pipe Size	NB/DN	Rod Size	Width	Thickness	Static Load	Certifications
HDN024	577002	20 – 24 mm	1/2"	15	M8, M10	30 mm	2.5 mm	2,000 N	
HDN030	577003	25 – 30 mm	3/4"	20	M8, M10	30 mm	2.5 mm	2,000 N	FM, VdS
HDN035	577004	31 – 35 mm	1"	25	M8, M10	30 mm	2.5 mm	2,000 N	FM, VdS
HDN041	577005	36 – 41 mm			M8, M10	30 mm	2.5 mm	2,000 N	VdS
HDN045	577006	40 – 45 mm	1 1/4"	32	M8, M10	30 mm	2.5 mm	2,000 N	FM, VdS
HDN053	577007	48 – 53 mm	1 1/2"	40	M8, M10	30 mm	2.5 mm	2,000 N	FM, VdS
HDN059	577008	54 – 59 mm			M8, M10	30 mm	2.5 mm	2,000 N	VdS
HDN065	577009	60 – 65 mm	2"	50	M8, M10	30 mm	2.5 mm	2,000 N	FM, VdS
HDN072	577010	61 – 72 mm			M8, M10	30 mm	2.5 mm	3,500 N	VdS
HDN081	577011	76 – 81 mm	2 1/2"	65	M10, M12	30 mm	3.0 mm	3,500 N	FM, VdS
HDN085	577012	82 – 85 mm			M10, M12	30 mm	3.0 mm	3,500 N	VdS
HDN094	577013	88 – 94 mm	3"	80	M10, M12	30 mm	3.0 mm	3,500 N	FM, VdS
HDN102	577014	95 – 102 mm			M10, M12	30 mm	3.0 mm	3,500 N	VdS
HDN108	577015	102 – 108 mm			M10, M12	30 mm	3.0 mm	3,500 N	VdS
HDN116	577016	110 – 116 mm	4"	100	M10, M12	30 mm	3.0 mm	3,500 N	FM, VdS
HDN124	577017	117 – 124 mm			M10, M12	30 mm	3.0 mm	5,000 N	VdS
HDN129	577018	124 – 129 mm			M10, M12	30 mm	3.0 mm	5,000 N	VdS
HDN140	577019	133 – 140 mm			M10, M12	40 mm	4.0 mm	5,000 N	VdS
HDN146	577020	140 – 146 mm	5"	125	M12, M16	40 mm	4.0 mm	5,000 N	FM, VdS
HDN155	577021	149 – 155 mm			M12, M16	40 mm	4.0 mm	5,000 N	VdS
HDN165	577022	159 – 165 mm			M12, M16	40 mm	4.0 mm	5,000 N	VdS
HDN173	577023	167 – 173 mm	6"	150	M12, M16	40 mm	4.0 mm	5,000 N	FM, VdS
HDN182	577024	176 – 182 mm			M12, M16	40 mm	4.0 mm	8,500 N	
HDN194	577025	188 – 194 mm			M12, M16	40 mm	4.0 mm	8,500 N	
HDN205	577026	199 – 205 mm			M12, M16	40 mm	4.0 mm	8,500 N	
HDN216	577027	207 – 216 mm			M12, M16	40 mm	4.0 mm	8,500 N	
HDN226	577028	219 – 226 mm	8"	200	M12, M16	40 mm	4.0 mm	8,500 N	VdS
HDN236	577029	227 – 236 mm			M16, M20	40 mm	4.0 mm	10,000 N	
HDN250	577030	244 – 250 mm			M16, M20	40 mm	4.0 mm	10,000 N	
HDN261	577031	251 – 261 mm			M16, M20	40 mm	4.0 mm	10,000 N	
HDN273	577032	267 – 273 mm	10"	250	M16, M20	40 mm	4.0 mm	10,000 N	VdS

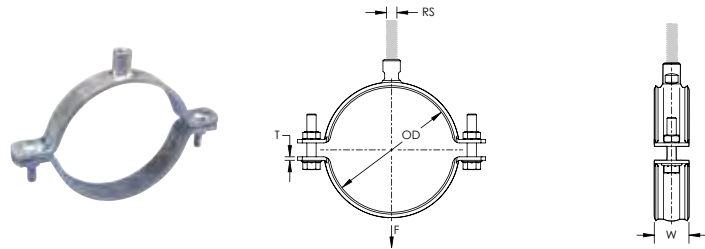
Mechanical

PIPE CLAMPS

CNC 2-SCREW CLAMP FOR STEEL PIPE

FEATURE

- Suspends sprinkler fire pipe services
- Cup head fastener
- Double bolted



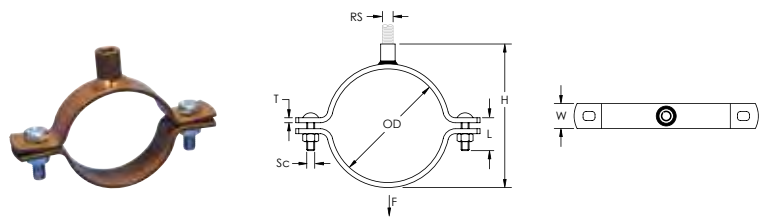
Material: Steel
Finish: Electrogalvanized

Part Number	Outer Diameter	NB/DN	Rod Size	Screw Diameter	Screw Length	Width	Thickness	Static Load
CNC15	24.0 mm	15	M10	1/4"	1"	20 mm	3 mm	1,500 N
CNC20	26.9 mm	20	M10	1/4"	1"	20 mm	3 mm	1,500 N
CNC25	33.7 mm	25	M10	1/4"	1"	20 mm	3 mm	1,500 N
CNC32	42.4 mm	32	M10	1/4"	1"	20 mm	3 mm	1,500 N
CNC40	48.3 mm	40	M10	1/4"	1"	20 mm	3 mm	1,500 N
CNC50	60.3 mm	50	M10	1/4"	1"	20 mm	3 mm	1,500 N
CNC65	76.1 mm	65	M10	1/4"	1"	20 mm	3 mm	1,500 N
CNC65M12	76.1 mm	65	M12	1/4"	1"	20 mm	3 mm	1,500 N
CNC80	88.9 mm	80	M10	1/4"	1"	20 mm	3 mm	1,500 N
CNC80M12	88.9 mm	80	M12	1/4"	1"	20 mm	3 mm	1,500 N
CNC100	113.3 mm	100	M10	5/16"	1"	25 mm	5 mm	2,500 N
CNC100M12	113.3 mm	100	M12	5/16"	1"	25 mm	5 mm	2,500 N
CNC125	139.7 mm	125	M10	5/16"	1"	25 mm	5 mm	2,500 N
CNC125M12	139.7 mm	125	M12	5/16"	1"	25 mm	5 mm	4,000 N
CNC150	165.1 mm	150	M10	5/16"	1"	25 mm	5 mm	4,000 N
CNC150M12	165.1 mm	150	M12	5/16"	1"	25 mm	5 mm	4,000 N

NUT 2-SCREW CLAMP FOR COPPER PIPE

FEATURE

- Suspends copper pipe services
- Cup head fastener
- Double bolted



Finish: Polyester
Color: Brown

Part Number	NB/DN	Outer Diameter	Rod Size	Height	Width	Thickness	Screw Diameter	Screw Length	Static Load
NUT15CUPPC	15	12.7 mm	M10	44 mm	20 mm	3 mm	1/4"	1"	1,500 N
NUT20CUPPC	20	19.0 mm	M10	50 mm	20 mm	3 mm	1/4"	1"	1,500 N
NUT25CUPPC	25	25.4 mm	M10	56 mm	20 mm	3 mm	1/4"	1"	1,500 N
NUT32CUPPC	32	31.8 mm	M10	63 mm	20 mm	3 mm	1/4"	1"	1,500 N
NUT40CUPPC	40	38.1 mm	M10	69 mm	20 mm	3 mm	1/4"	1"	1,500 N
NUT50CUPPC	50	51.2 mm	M10	82 mm	20 mm	3 mm	1/4"	1"	1,500 N
NUT65CUPPC	65	63.5 mm	M10	95 mm	20 mm	3 mm	1/4"	1"	1,500 N
NUT80CUPPC	80	76.2 mm	M10	107 mm	20 mm	3 mm	1/4"	1"	1,500 N
NUT100CUPPC	100	101.6 mm	M10	133 mm	20 mm	3 mm	5/16"	1"	1,500 N
NUT125CUPPC	125	127.0 mm	M10	158 mm	25 mm	3 mm	5/16"	1"	2,500 N
NUT150CUPPC	150	152.4 mm	M10	187 mm	25 mm	3 mm	5/16"	1"	2,500 N

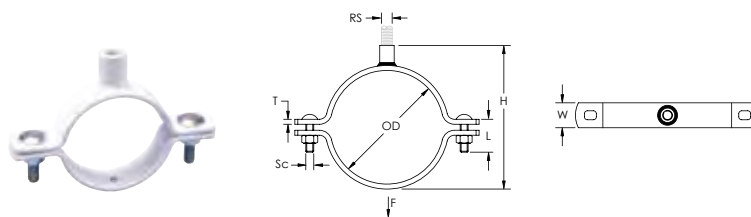
Mechanical

PIPE CLAMPS

NUT 2-SCREW CLAMP FOR PVC PIPE

FEATURE

- Suspends PVC pipe services
- Cup head fastener
- Double bolted



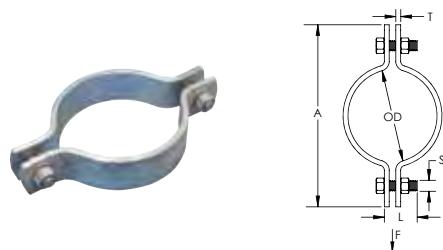
Finish: Polyester
Color: White

Part Number	NB/DN	Outer Diameter	Rod Size	Height	Width	Thickness	Screw Diameter	Screw Length	Static Load
NUT40PVCPPC	40	43 mm	M10	74 mm	20 mm	3 mm	1/4"	1"	1,500 N
NUT50PVCPPC	50	55 mm	M10	86 mm	20 mm	3 mm	1/4"	1"	1,500 N
NUT65PVCPPC	65	69 mm	M10	100 mm	20 mm	3 mm	1/4"	1"	1,500 N
NUT80PVCPPC	80	82 mm	M10	113 mm	20 mm	3 mm	1/4"	1"	1,500 N
NUT90PVCPPC	90	90 mm	M10	121 mm	20 mm	3 mm	5/16"	1"	1,500 N
NUT100PVCPPC	100	110 mm	M10	141 mm	20 mm	3 mm	5/16"	1"	1,500 N
NUT150PVCPPC	150	160 mm	M10	191 mm	25 mm	3 mm	5/16"	1"	1,500 N

MEDIUM DUTY PIPE CLAMP FOR STEEL PIPE

FEATURE

- For fastening of horizontal and vertical pipe services
- Double bolted
- Nuts and bolts included
- Medium Duty



Material: Steel
Finish: Hot-Dip Galvanized

Part Number	NB/DN	Outer Diameter	A	Screw Diameter	Screw Length	Thickness	Static Load
ERIC1660	50	60.3 mm	150 mm	M12	40 mm	6 mm	4,000 N
ERIC1676	65	76.1 mm	167 mm	M12	40 mm	6 mm	4,000 N
ERIC1689	80	88.9 mm	180 mm	M12	40 mm	6 mm	4,000 N
ERIC16114	100	113.3 mm	204 mm	M12	40 mm	6 mm	4,000 N
ERIC16165	150	165.1 mm	236 mm	M12	40 mm	6 mm	4,000 N
ERIC16220	200	219.0 mm	331 mm	M12	40 mm	6 mm	6,000 N
ERIC16273	250	273.0 mm	384 mm	M12	50 mm	6 mm	7,500 N
ERIC16324	300	323.9 mm	440 mm	M12	50 mm	6 mm	10,000 N

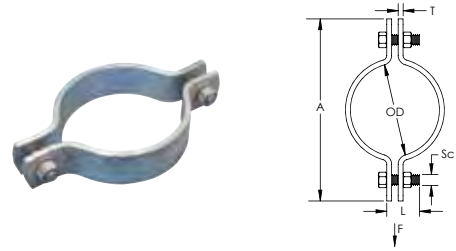
Mechanical

PIPE CLAMPS

VERTICAL PIPE CLAMP FOR FIBER REINFORCED CONCRETE PIPE

FEATURE

- Medium Duty
- Adjustable suspension of horizontal and vertical pipe services
- Double bolted



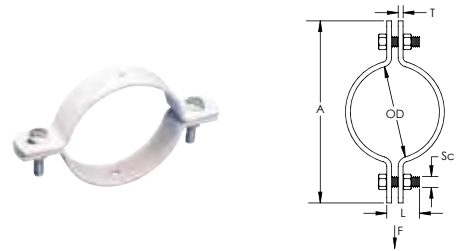
Material: Steel
Finish: Hot-Dip Galvanized

Part Number	NB/DN	Outer Diameter	A	Screw Diameter	Screw Length	Thickness	Static Load
TPC225FRCHDG	225	277 mm	388 mm	M12	40 mm	6 mm	6,000 N
TPC300FRCHDG	300	358 mm	470 mm	M12	40 mm	6 mm	7,500 N
TPC375FRCHDG	375	438 mm	565 mm	M16	50 mm	8 mm	9,000 N
TPC450FRCHDG	450	527 mm	655 mm	M16	50 mm	8 mm	10,000 N

VERTICAL PIPE CLAMP FOR PVC PIPE

FEATURE

- Adjustable suspension of horizontal and vertical pipe services
- Double bolted



Material: Steel
Color: White

Part Number	NB/DN	Outer Diameter	A	Screw Diameter	Screw Length	Thickness	Static Load
Hot-Dip Galvanized							
TPC225PVCHDG	225	250 mm	368 mm	M12	40 mm	5 mm	6,000 N
TPC300PVCHDG	300	316 mm	435 mm	M12	40 mm	5 mm	7,500 N
TPC375PVCHDG	375	401 mm	530 mm	M12	40 mm	6 mm	9,000 N
Polyester							
TPC225PVCPPC	225	250 mm	368 mm	M8	25 mm	5 mm	6,000 N
TPC300PVCPPC	300	316 mm	435 mm	M8	25 mm	5 mm	7,500 N

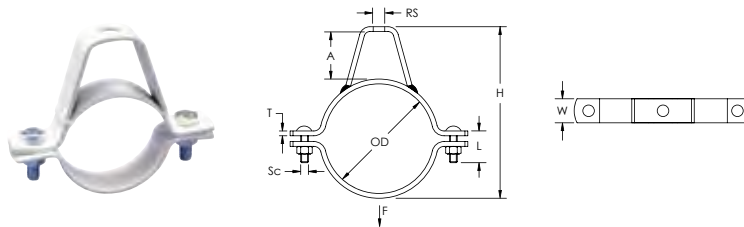
Mechanical

PIPE CLAMPS

ADJ CLAMP FOR PVC PIPE

FEATURE

- Adjustable suspension of horizontal and vertical pipe services
- Double bolted



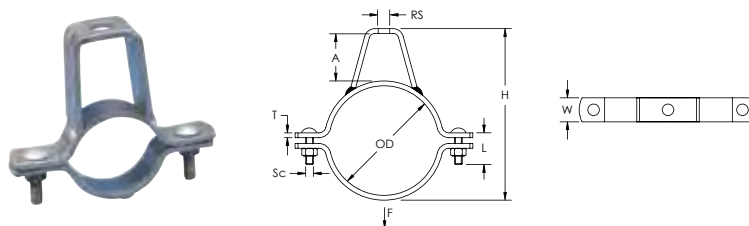
Color: White

Part Number	NB/DN	Outer Diameter	Rod Size	Height	Width	Thickness	A	Screw Diameter	Screw Length
Hot-Dip Galvanized									
ADJ040PVCHDG	40	43 mm	M8	102 mm	20 mm	3 mm	48 mm	M8	25 mm
ADJ050PVCHDG	50	55 mm	M8	114 mm	20 mm	3 mm	48 mm	M8	25 mm
ADJ065PVCHDG	65	69 mm	M8	128 mm	20 mm	3 mm	48 mm	M8	25 mm
ADJ080PVCHDG	80	82 mm	M8	141 mm	20 mm	3 mm	48 mm	M8	25 mm
ADJ100PVCHDG	100	110 mm	M8	169 mm	20 mm	3 mm	48 mm	M8	25 mm
ADJ150PVCHDG	150	160 mm	M8	219 mm	25 mm	3 mm	48 mm	M8	25 mm
ADJ225PVCHDG	225	251 mm	M12	346 mm	40 mm	5 mm	60 mm	M12	50 mm
ADJ300PVCHDG	300	316 mm	M12	411 mm	40 mm	5 mm	60 mm	M12	50 mm
Polyester									
ADJ040PVCPPC	40	43 mm	M8	102 mm	20 mm	3 mm	48 mm	M8	25 mm
ADJ050PVCPPC	50	55 mm	M8	114 mm	20 mm	3 mm	48 mm	M8	25 mm
ADJ065PVCPPC	65	69 mm	M8	128 mm	20 mm	3 mm	48 mm	M8	25 mm
ADJ100PVCPPC	100	110 mm	M8	169 mm	20 mm	3 mm	48 mm	M8	25 mm
ADJ150PVCPPC	150	160 mm	M8	219 mm	25 mm	3 mm	48 mm	M8	25 mm
ADJ225PVCPPC	225	251 mm	M12	346 mm	40 mm	5 mm	60 mm	M12	50 mm
ADJ300PVCPPC	300	316 mm	M12	411 mm	40 mm	5 mm	60 mm	M12	50 mm

ADJ CLAMP FOR STEEL PIPE

FEATURE

- Adjustable suspension of horizontal and vertical pipe services
- Double bolted



Material: Steel
Finish: Hot-Dip Galvanized

Part Number	NB/DN	Outer Diameter	Rod Size	Height	Width	Thickness	A	Screw Diameter	Screw Length
ADJ025GWIRHDG	25	33.7 mm	M8	93 mm	20 mm	3 mm	48 mm	M8	25 mm
ADJ032GWIRHDG	32	42.3 mm	M8	101 mm	20 mm	3 mm	48 mm	M8	25 mm
ADJ040GWIRHDG	40	48.3 mm	M8	107 mm	20 mm	3 mm	48 mm	M8	25 mm
ADJ050GWIRHDG	50	60.3 mm	M8	119 mm	20 mm	3 mm	48 mm	M8	25 mm
ADJ065GWIRHDG	65	76.1 mm	M8	135 mm	20 mm	3 mm	48 mm	M8	25 mm
ADJ080GWIRHDG	80	88.9 mm	M8	148 mm	20 mm	3 mm	48 mm	M8	25 mm
ADJ100GWIRHDG	100	113.3 mm	M8	173 mm	20 mm	3 mm	48 mm	M8	25 mm
ADJ150GWIRHDG	150	165.0 mm	M8	225 mm	20 mm	3 mm	48 mm	M8	25 mm

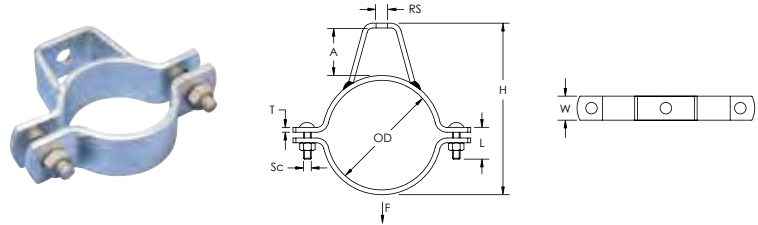
Mechanical

PIPE CLAMPS

ERIC18 MEDIUM DUTY CLAMP FOR STEEL AND COPPER PIPE

FEATURE

- Adjustable suspension of horizontal and vertical pipe services
- Double bolted
- Medium Duty



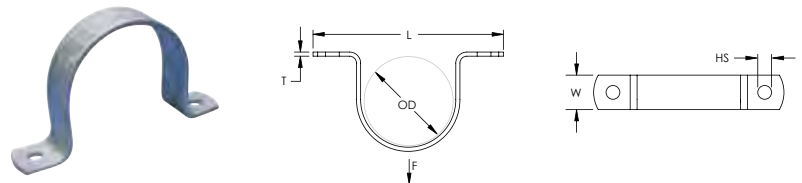
Material: Steel
Finish: Hot-Dip Galvanized

Part Number	NB/DN	Outer Diameter	Rod Size	Height	Width	Thickness	A	Screw Diameter	Screw Length	Static Load
ERIC1860	50	60.3 mm	14 mm	137 mm	40 mm	6 mm	65 mm	M12	40 mm	2,000 N
ERIC1876	65	76.1 mm	14 mm	153 mm	40 mm	6 mm	65 mm	M12	40 mm	4,000 N
ERIC1889	80	88.9 mm	14 mm	166 mm	40 mm	6 mm	65 mm	M12	40 mm	4,000 N
ERIC18114	100	113.3 mm	14 mm	190 mm	40 mm	6 mm	65 mm	M12	40 mm	5,000 N
ERIC18165	150	165.1 mm	14 mm	242 mm	40 mm	6 mm	65 mm	M12	40 mm	5,000 N
ERIC18219	200	219.0 mm	14 mm	296 mm	40 mm	6 mm	65 mm	M12	40 mm	5,000 N
ERIC18273	250	273.0 mm	14 mm	350 mm	40 mm	6 mm	65 mm	M12	50 mm	7,500 N

ERIC15 SADDLE FOR STEEL PIPE

FEATURE

- Medium duty support for steel pipe
- Attaches directly to horizontal or vertical wall
- Supports pipe close to wall or ceiling



Material: Steel
Finish: Hot-Dip Galvanized

Part Number	NB/DN	Outer Diameter	Hole Size	Length	Width	Thickness	Static Load
ERIC15114	100	113.3 mm	14 mm	215 mm	40 mm	6 mm	6,000 N
ERIC15165	150	165.1 mm	14 mm	265 mm	40 mm	6 mm	6,000 N
ERIC15219	200	219.0 mm	14 mm	315 mm	40 mm	6 mm	6,000 N
ERIC1560	50	60.3 mm	14 mm	160 mm	40 mm	6 mm	3,500 N
ERIC1576	65	76.1 mm	14 mm	175 mm	40 mm	6 mm	3,500 N
ERIC1589	80	88.9 mm	14 mm	190 mm	40 mm	6 mm	5,000 N

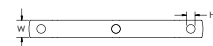
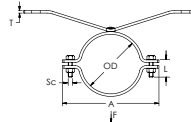
Mechanical

PIPE CLAMPS

SOB PIPE CLAMP FOR PVC PIPE

FEATURE

- Stand off bracket for vertical pipe services
- Attaches directly to horizontal or vertical structural member
- Double bolted



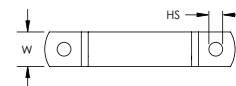
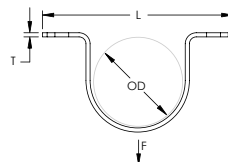
Material: Steel
Finish: Polyester
Color: White

Part Number	NB/DN	Outer Diameter	A	Width	Thickness	Hole Size	Screw Diameter	Screw Length	Static Load
SOB100PVCPPC	100	110 mm	165 mm	20 mm	3 mm	10.0 mm	M8	25 mm	1,500 N
SOB150PVCPPC	150	160 mm	220 mm	25 mm	3 mm	10.0 mm	M8	25 mm	1,500 N
SOB225PVCPPC	225	251 mm	368 mm	40 mm	6 mm	13.5 mm	M12	40 mm	6,000 N
SOB300PVCPPC	300	316 mm	435 mm	40 mm	6 mm	13.5 mm	M12	40 mm	7,500 N

CLS TWO HOLE SHALLOW SADDLE FOR STEEL PIPE

FEATURE

- Light duty support for steel pipe
- Attaches directly to horizontal or vertical wall
- Supports pipe close to wall or ceiling



Finish: Electrogalvanized

Part Number	NB/DN	Outer Diameter	Hole Size	Length	Width	Thickness	Static Load
CLS25	25	33.7 mm	8 mm	69 mm	25 mm	1.6 mm	1,500 N
CLS32	32	42.3 mm	8 mm	74 mm	25 mm	1.6 mm	1,500 N
CLS40	40	48.3 mm	8 mm	79 mm	25 mm	1.6 mm	1,500 N
CLS50	50	60.3 mm	8 mm	84 mm	25 mm	1.6 mm	1,500 N
CLS65	65	76.1 mm	8 mm	125 mm	30 mm	2.0 mm	1,500 N

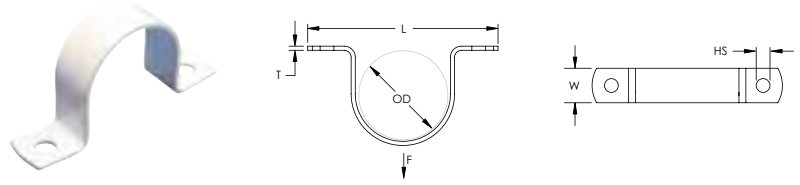
Mechanical

PIPE FIXINGS

SAD SADDLE FOR PVC PIPE

FEATURE

- Attaches directly to horizontal or vertical wall
- Supports pipe close to wall or ceiling



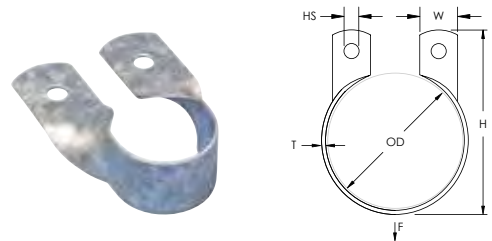
Material: Steel
Finish: Polyester
Color: White

Part Number	NB/DN	Outer Diameter	Hole Size	Length	Width	Thickness	Static Load
SAD150PVCPPC	150	160 mm	10 mm	220 mm	25 mm	3 mm	1,500 N
SAD225PVCPPC	225	251 mm	14 mm	346 mm	40 mm	6 mm	6,000 N
SAD300PVCPPC	300	316 mm	14 mm	411 mm	40 mm	6 mm	7,500 N

CTC TWIST CLAMP FOR STEEL PIPE

FEATURE

- Attaches to horizontal structural member for perpendicular pipe services
- Fixes fire pipe directly to structural member



Material: Steel
Finish: Pregalvanized

Part Number	NB/DN	Outer Diameter	Hole Size	Height	Width	Thickness	Static Load
CTC25	25	33.7 mm	8 mm	85 mm	25 mm	1.5 mm	1,500 N
CTC32	32	42.3 mm	8 mm	94 mm	25 mm	1.5 mm	1,500 N
CTC40	40	48.3 mm	8 mm	100 mm	25 mm	1.5 mm	1,500 N
CTC50	50	60.3 mm	8 mm	120 mm	25 mm	1.5 mm	1,500 N
CTC65	65	76.1 mm	8 mm	138 mm	30 mm	2.0 mm	1,500 N

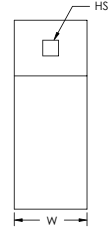
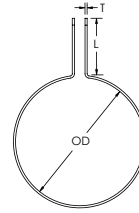
Mechanical

PIPE FIXINGS

SPC STAINLESS STEEL SINGLE PIECE CLAMP FOR COPPER PIPE

FEATURE

- Supports copper pipe services with wall bracket, hanging strap, or ERIC 1010
- One-piece clamp for fast and convenient installation



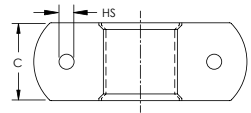
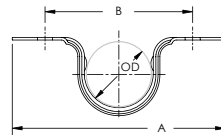
Material: Stainless Steel 316 (EN 1.4401)

Part Number	NB/DN	Outer Diameter	Hole Size	Length	Width	Thickness
SPC015CUSS	15	13 mm	7 mm	25 mm	25 mm	1.0 mm
SPC020CUSS	20	19 mm	7 mm	25 mm	25 mm	1.0 mm
SPC025CUSS	25	25 mm	7 mm	25 mm	25 mm	1.2 mm
SPC032CUSS	32	32 mm	7 mm	25 mm	25 mm	1.2 mm
SPC040CUSS	40	38 mm	7 mm	25 mm	25 mm	1.4 mm
SPC050CUSS	50	51 mm	7 mm	25 mm	25 mm	1.4 mm
SPC100CUSS	100	102 mm	7 mm	25 mm	25 mm	1.5 mm

108 TWO HOLE STRAP FOR CPVC PIPE

FEATURE

- Includes flared edges to protect piping
- Rated for use with CPVC fire sprinkler pipe
- Includes mounting screws



Material: Steel
Finish: Pregalvanized



Part Number	Article Number	Pipe Size	NB/DN	Outer Diameter	Hole Size	A	B	C	Hanger Spacing
1080075EG	597822	3/4"	20	26.9 mm	5.8 mm	82.6 mm	57.2 mm	30.2 mm	1.65 m Max
1080100EG	597823	1"	25	33.7 mm	5.8 mm	88.9 mm	63.5 mm	30.2 mm	1.80 m Max
1080125EG	597824	1 1/4"	32	42.2 mm	5.8 mm	108.0 mm	82.6 mm	30.2 mm	1.95 m Max
1080150EG	597825	1 1/2"	40	48.3 mm	5.8 mm	112.7 mm	87.3 mm	30.2 mm	2.10 m Max
1080200EG	597826	2"	50	60.3 mm	5.8 mm	125.4 mm	100.0 mm	30.2 mm	2.40 m Max

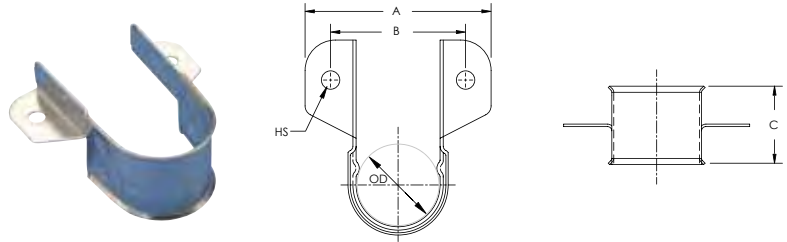
Mechanical

PIPE FIXINGS

109 SIDE MOUNT STRAP FOR CPVC PIPE

FEATURE

- Includes flared edges to protect piping
- Rated for use with CPVC fire sprinkler pipe
- Includes mounting screws



Material: Steel
Finish: Pregalvanized

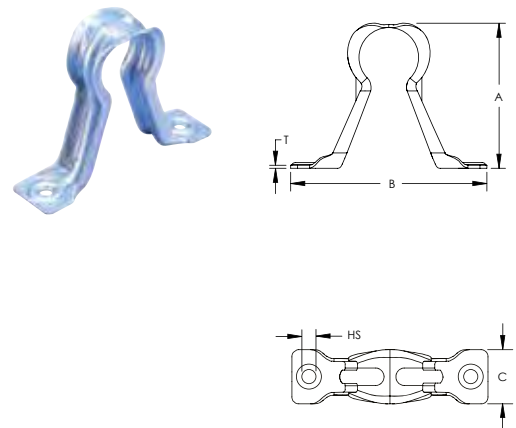


Part Number	Article Number	Pipe Size	NB/DN	Outer Diameter	Hole Size	A	B	C	Hanger Spacing
1090075EG	597827	3/4"	20	26.9 mm	5.8 mm	58.7 mm	42.9 mm	30.2 mm	1.65 m Max
1090100EG	597828	1"	25	33.7 mm	5.8 mm	66.7 mm	49.2 mm	30.2 mm	1.80 m Max
1090125EG	597829	1 1/4"	32	42.2 mm	5.8 mm	74.6 mm	58.7 mm	30.2 mm	1.95 m Max
1090150EG	597831	1 1/2"	40	48.3 mm	5.8 mm	81.0 mm	63.5 mm	30.2 mm	2.10 m Max
1090200EG	597832	2"	50	60.3 mm	5.8 mm	92.1 mm	76.2 mm	30.2 mm	2.40 m Max

SOSR STAND OFF TWO HOLE STRAP FOR CPVC PIPE

FEATURE

- Includes flared edges to protect piping
- Rated for use with CPVC fire sprinkler pipe
- Positions pipe 1-1/2" (38 mm) off the mounting surface eliminating the need for wooden spacer blocks
- Can be mounted in both vertical and horizontal positions on concrete, steel and wood
- Meets the UL® 203 stringent upward thrust requirement
- UL® Listed as both a hanger and pipe restrainer
- Complies with static load requirements of NFPA® 13
- Includes mounting screws



Material: Steel
Finish: Pregalvanized



Part Number	Article Number	Pipe Size	NB/DN	Hole Size	A	B	C	Thickness	Hanger Spacing	Standard Packaging Quantity
SOSR075	597805	3/4"	20	5.1 mm	68 mm	92 mm	25.4 mm	1.30 mm	1.65 m Max	100 pc
SOSR100	597806	1"	25	5.1 mm	75 mm	94 mm	25.4 mm	1.30 mm	1.80 m Max	100 pc
SOSR125	597807	1 1/4"	32	5.1 mm	84 mm	92 mm	25.4 mm	1.61 mm	1.95 m Max	100 pc
SOSR150	597808	1 1/2"	40	5.1 mm	98 mm	114 mm	25.4 mm	1.61 mm	2.10 m Max	100 pc
SOSR200	597809	2"	50	5.1 mm	102 mm	133 mm	25.4 mm	1.61 mm	2.40 m Max	100 pc

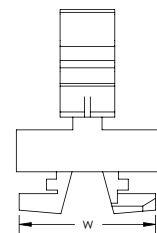
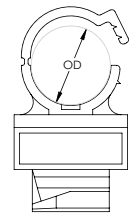
Mechanical

PIPE/TUBE TO STRUT

NVENT CADDY SWIFT CLIP STRUT CLAMP FOR TUBE/PIPE

FEATURE

- Secures pipe while allowing it to expand, preventing cracked and fractured joints
- Snap-in and twist installation requires no tools
- Fits directly into vertical and horizontal strut channels
- Use for installation of refrigeration, A/C tubing and PEX piping in horizontal and vertical channels
- Compliant with UL® 2043 and suitable for use in air handling (plenum) spaces



Material: Polyamide
Working Temperature: -40 to 140 °C

Part Number	Article Number	Outer Diameter	Copper Tube Size	Pipe Size	NB/DN	Width
TSM0037	389046	10 mm	1/4"			41 mm
TSM0050	389047	12 mm	3/8"			41 mm
TSM0062	389048	16 mm	1/2"			41 mm
TSM0075	389049	20 mm	5/8"			41 mm
TSM0087	389053	22 mm	3/4"	1/2"	15	41 mm
TSM0112	389054	28 mm	1"			41 mm
TSM0137	389055	35 mm	1 1/4"			41 mm
TSM0162	389056	41 mm	1 1/2"			41 mm

Can also be used with PEX piping. For PEX pipe sizes, refer to the Copper Tube Size column. Clip must be installed with temperature at or above 14 °F (-10 °C).

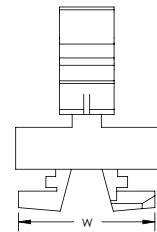
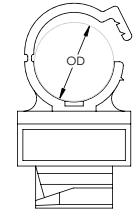
Mechanical

PIPE/TUBE TO STRUT

NVENT CADDY SWIFT CLIP STRUT CLAMP FOR INSULATED TUBE/PIPE

FEATURE

- Secures pipe and insulation without a break, providing an uninterrupted vapor barrier seal which eliminates sweating on metal fittings
- Snap-in and twist installation requires no tools
- Fits directly into vertical and horizontal strut channels
- For support and positioning of refrigeration, A/C tubing, PEX piping, conduit and cabling
- Compliant with UL® 2043 and suitable for use in air handling (plenum) spaces



Material: Polyamide
Working Temperature: -40 to 140 °C

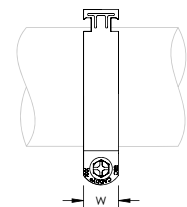
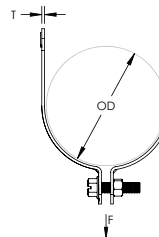
Part Number	Article Number	Outer Diameter	Copper Tube Size	Pipe Size	NB/DN	Width
TSMI0062	389057	15 mm	1/2"			41 mm
TSMI0075	389058	20 mm	5/8"			41 mm
TSMI0087	389059	22 mm	3/4"	1/2"	15	41 mm
TSMI0100	389061	25 mm		3/4"	20	41 mm
TSMI0112	389062	28 mm	1"			41 mm
TSMI0125	389063	32 mm		1"	25	41 mm
TSMI0137	389064	35 mm	1 1/4"			41 mm
TSMI0150	389065	40 mm				41 mm
TSMI0162	389066	42 mm	1 1/2"			41 mm
TSMI0200	389067	50 mm				41 mm
TSMI0212	389068	54 mm	2"			41 mm

Can also be used with PEX piping. For PEX pipe sizes, refer to the Copper Tube Size column. Clip must be installed with temperature at or above 14 °F (-10 °C).

USC UNIVERSAL STRUT CLAMP FOR COPPER TUBE

FEATURE

- Consists of two clamps, nut and bolt
- Fits into open side of strut channel



Material: Steel
Finish: Polyester
Color: Brown

Part Number	Outer Diameter	Copper Tube Size	NB/DN	Width	Thickness	Static Load
USC013BR	12.7 – 13.7 mm	3/8"	15	32 mm	1.5 mm	2,000 N
USC020BR	17.9 – 20.0 mm	5/8"	20	32 mm	1.5 mm	2,000 N
USC026BR	25.4 – 26.9 mm		25	32 mm	1.5 mm	2,000 N
USC031BR	29.5 – 31.8 mm		32	32 mm	1.5 mm	2,000 N
USC036BR	33.7 – 38.1 mm	1 1/4"	40	32 mm	2.0 mm	2,670 N

Mechanical

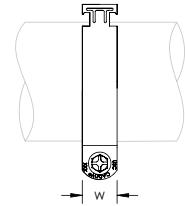
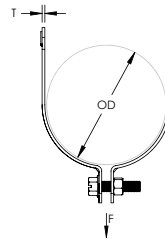
PIPE/TUBE TO STRUT

Part Number	Outer Diameter	Copper Tube Size	NB/DN	Width	Thickness	Static Load
USC053BR	50.3 – 53.7 mm		50	32 mm	2.5 mm	3,780 N
USC063BR	62.3 – 64.5 mm		65	32 mm	2.5 mm	3,780 N
USC076BR	75.3 – 76.2 mm		80	32 mm	2.5 mm	3,780 N
USC101BR	98.4 – 102.6 mm		100	32 mm	2.5 mm	3,780 N
USC129BR	127.0 – 130.2 mm	5"	125	32 mm	2.5 mm	3,780 N
USC152BR	149.2 – 154.9 mm		150	32 mm	3.0 mm	4,000 N

USC UNIVERSAL STRUT CLAMP FOR PIPE/CONDUIT

FEATURE

- Consists of two clamps, nut and bolt
- Fits into open side of strut channel
- Conforms with Manufacturers Standardization Society (MSS) SP-58 (Type 59)



Material: Steel

Part Number	Article Number	Outer Diameter	Pipe Size	NB/DN	Width	Thickness	Static Load
Electrogalvanized							
USC016EG	712030	14.6 – 15.9 mm			32 mm	1.5 mm	2,000 N
USC017EG	712033	16.5 – 17.8 mm	3/8"	10	32 mm	1.5 mm	2,000 N
USC020EG	712040	17.9 – 20.0 mm			32 mm	1.5 mm	2,000 N
USC021EG	712045	20.5 – 21.4 mm	1/2"	15	32 mm	1.5 mm	2,000 N
USC022EG	712050	21.5 – 22.2 mm			32 mm	1.5 mm	2,000 N
USC025EG	712060	23.4 – 25.4 mm			32 mm	1.5 mm	2,000 N
USC026EG	712065	25.4 – 26.9 mm	3/4"	20	32 mm	1.5 mm	2,000 N
USC028EG	712070	27.9 – 28.9 mm			32 mm	1.5 mm	2,000 N
USC031EG	712080	29.5 – 32.0 mm			32 mm	1.5 mm	2,000 N
USC033EG	712085	32.8 – 33.4 mm	1"		32 mm	1.5 mm	2,000 N
USC036EG	712090	33.7 – 38.1 mm		25	32 mm	2.0 mm	2,670 N
USC040EG	712100	38.4 – 40.6 mm			32 mm	2.0 mm	2,670 N
USC042EG	712105	41.3 – 42.4 mm	1 1/4"	32	32 mm	2.0 mm	2,670 N
USC046EG	712110	43.0 – 45.0 mm			32 mm	2.0 mm	2,670 N
USC048EG	712115	47.6 – 50.0 mm	1 1/2"	40	32 mm	2.0 mm	2,670 N
USC053EG	712120	50.3 – 53.7 mm			32 mm	2.5 mm	3,780 N
USC054EG	712125	54.0 – 55.0 mm			32 mm	2.5 mm	3,780 N
USC058EG	712130	55.8 – 57.2 mm			32 mm	2.5 mm	3,780 N
USC060EG	712035	59.5 – 62.2 mm	2"	50	32 mm	2.5 mm	3,780 N
USC063EG	712140	62.3 – 64.5 mm			32 mm	2.5 mm	3,780 N
USC068EG	712150	66.0 – 69.0 mm			32 mm	2.5 mm	3,780 N
USC073EG	712160	69.9 – 73.0 mm	2 1/2"		32 mm	2.5 mm	3,780 N
USC076EG	712165	75.3 – 76.2 mm		65	32 mm	2.5 mm	3,780 N
USC080EG	712170	77.2 – 82.6 mm			32 mm	2.5 mm	3,780 N
USC086EG	712180	84.0 – 88.9 mm	3"	80	32 mm	2.5 mm	3,780 N
USC093EG	712190	90.0 – 95.3 mm			32 mm	2.5 mm	3,780 N
USC101EG	712200	98.4 – 102.6 mm	3 1/2"	90	32 mm	2.5 mm	3,780 N
USC107EG	712210	104.1 – 110.0 mm			32 mm	2.5 mm	3,780 N
USC113EG	712220	111.1 – 115.3 mm	4"	100	32 mm	2.5 mm	3,780 N
USC129EG	712240	127.0 – 130.2 mm			32 mm	2.5 mm	3,780 N
USC152EG	712270	149.2 – 154.9 mm			32 mm	3.0 mm	4,000 N
USC159EG	712280	155.6 – 162.0 mm			32 mm	3.0 mm	4,000 N
USC168EG	712290	165.1 – 171.5 mm	6"	150	32 mm	3.0 mm	4,000 N
USC208EG	712330	204.2 – 212.7 mm			32 mm	3.0 mm	4,000 N

Mechanical

PIPE/TUBE TO STRUT

Part Number	Article Number	Outer Diameter	Pipe Size	NB/DN	Width	Thickness	Static Load
USC218EG	712340	215.9 – 219.1 mm	8"	200	32 mm	3.0 mm	4,000 N
USC228EG	712350	225.0 – 231.1 mm			32 mm	3.0 mm	4,000 N
USC254EG	712360	250.0 – 257.2 mm			32 mm	3.0 mm	4,000 N
USC277EG	712370	273.0 – 280.0 mm	10"	250	32 mm	3.0 mm	4,000 N
USC400EG	712400	400.0 mm			32 mm	3.0 mm	4,000 N
Hot-Dip Galvanized							
USC017HD	712403	16.5 – 17.8 mm	3/8"	10	32 mm	1.5 mm	2,000 N
USC020HD	712404	17.9 – 20.0 mm			32 mm	1.5 mm	2,000 N
USC021HD	712405	20.5 – 21.4 mm	1/2"	15	32 mm	1.5 mm	2,000 N
USC025HD	712420	23.4 – 25.4 mm			32 mm	1.5 mm	2,000 N
USC026HD	712422	25.4 – 26.9 mm	3/4"	20	32 mm	1.5 mm	2,000 N
USC028HD		27.9 – 28.9 mm			32 mm	1.5 mm	2,000 N
USC031HD	712427	29.5 – 32.0 mm			32 mm	1.5 mm	2,000 N
USC033HD	712428	32.8 – 33.4 mm	1"		32 mm	1.5 mm	2,000 N
USC036HD	712430	33.7 – 38.1 mm		25	32 mm	2.0 mm	2,670 N
USC040HD	712440	38.4 – 40.6 mm			32 mm	2.0 mm	2,670 N
USC042HD	712445	41.3 – 42.4 mm	1 1/4"	32	32 mm	2.0 mm	2,670 N
USC046HD	712450	43.0 – 45.0 mm			32 mm	2.0 mm	2,670 N
USC048HD	712452	47.6 – 50.0 mm	1 1/2"	40	32 mm	2.0 mm	2,670 N
USC053HD		50.3 – 57.2 mm			32 mm	2.5 mm	3,780 N
USC054HD	712458	54.0 – 55.0 mm			32 mm	2.5 mm	3,780 N
USC058HD	712460	55.8 – 57.2 mm			32 mm	2.5 mm	3,780 N
USC060HD	712465	59.5 – 62.2 mm	2"	50	32 mm	2.5 mm	3,780 N
USC068HD		66.0 – 69.0 mm			32 mm	2.5 mm	3,780 N
USC073HD	712470	69.9 – 73.0 mm	2 1/2"		32 mm	2.5 mm	3,780 N
USC076HD	712475	75.3 – 76.2 mm		65	32 mm	2.5 mm	3,780 N
USC080HD		77.2 – 82.6 mm			32 mm	2.5 mm	3,780 N
USC086HD	712480	84.0 – 88.9 mm	3"	80	32 mm	2.5 mm	3,780 N
USC093HD		90.0 – 95.3 mm			32 mm	2.5 mm	3,780 N
USC107HD		104.1 – 110.0 mm			32 mm	2.5 mm	3,780 N
USC113HD	712490	111.1 – 115.3 mm	4"	100	32 mm	2.5 mm	3,780 N
USC129HD		127.0 – 130.2 mm			32 mm	2.5 mm	3,780 N
USC143HD	712500	139.7 – 146.1 mm	5"	125	32 mm	3.0 mm	4,000 N
USC152HD		149.2 – 154.9 mm			32 mm	3.0 mm	4,000 N
USC159HD		155.6 – 162.0 mm			32 mm	3.0 mm	4,000 N
USC168HD	712510	165.1 – 171.5 mm	6"	150	32 mm	3.0 mm	4,000 N
USC208HD		204.2 – 212.7 mm			32 mm	3.0 mm	4,000 N
USC218HD	712520	215.9 – 219.1 mm	8"	200	32 mm	3.0 mm	4,000 N
USC228HD		225.0 – 231.1 mm			32 mm	3.0 mm	4,000 N
USC254HD		250.0 – 257.2 mm			32 mm	3.0 mm	4,000 N
USC277HD	712530	273.0 – 280.0 mm	10"	250	32 mm	3.0 mm	4,000 N
USC311HD		305.5 – 317.0 mm			32 mm	3.0 mm	4,000 N

Mechanical

PIPE/TUBE TO STRUT

USC UNIVERSAL STRUT CLAMP FOR PVC

FEATURE

- Consists of two clamps, nut and bolt
- Fits into open side of strut channel




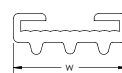
Material: Steel
Finish: Polyester

Part Number	Outer Diameter	Pipe Size	NB/DN	Width	Thickness	Static Load
USC046WH	43.0 – 45.0 mm	–	40	32 mm	2.0 mm	2,670 N
USC054WH	54.0 – 55.0 mm	–	50	32 mm	2.5 mm	3,780 N
USC068WH	66.0 – 69.0 mm	–	65	32 mm	2.5 mm	3,780 N
USC080WH	77.2 – 82.6 mm	–	80	32 mm	2.5 mm	3,780 N
USC093WH	90.0 – 95.3 mm	–	90	32 mm	2.5 mm	3,780 N
USC107WH	104.1 – 110.0 mm	–	100	32 mm	2.5 mm	3,780 N
USC159WH	155.6 – 162.0 mm	–	150	32 mm	3.0 mm	4,000 N
USC254WH	250.0 – 257.2 mm	–	225	32 mm	3.0 mm	4,000 N
USC311WH	305.5 – 317.0 mm	–	300	32 mm	3.0 mm	4,000 N
USC400WH	400.0 mm	–	375	32 mm	3.0 mm	4,000 N

IHT HIGH-TEMPERATURE SOUND INSULATION RUBBER

FEATURE

- Suitable for installation in pipe clamps or metal strap



Material: Silicon Rubber
Color: Red
Temperature: -40 to 220 °C

Part Number	Article Number	Width	Length
IHT20	578680	20 mm	30 m
IHT25	578690	25 mm	30 m

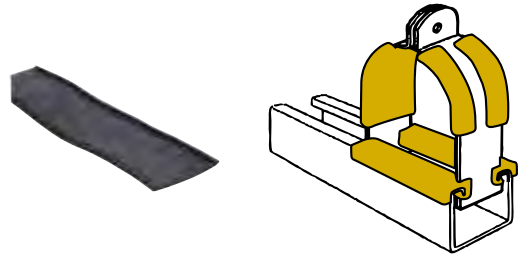
Mechanical

PIPE FIXINGS

ISOLATION RUBBER FOR PIPE CLAMPS

FEATURE

- Install around strut clamps to avoid galvanic corrosion
- Dampens sound and vibration



Material: EPDM-SBR Rubber
Length per meter

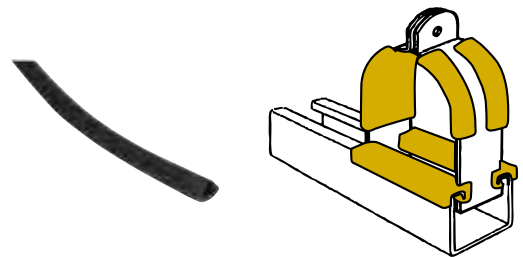
Part Number

RUBFLAT

ISOLATION RUBBER FOR STRUT/CHANNEL

FEATURE

- Install on strut channels to avoid contacting strut clamps with dissimilar materials
- Dampens sound and vibration



Material: EPDM-SBR Rubber
Length per meter

Part Number

RUBLIP

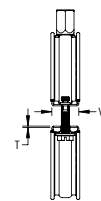
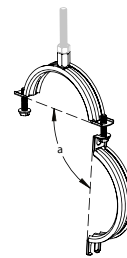
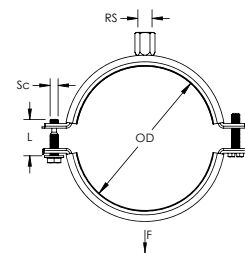
Mechanical

VENTILATION

NVENT CADDY MACROFIX INSULATED VENTILATION DUCT CLAMP

FEATURE

- Complete hanger assembly comes out of the box ready to install (sizes up to 600 mm)
- Increased opening angle easily accommodates all standard-sized spiral ducts (sizes up to 600 mm)
- Quick locking system prevents the hanger from accidentally opening when duct is moved or adjusted (sizes up to 600 mm)
- Quick locking system easily closes with one hand (sizes up to 600 mm)
- Thread impression retains quick locking captive screw and prevents it from falling out during installation
- Return-lip on the hanger prevents the rubber from detaching, eliminating rework during installation
- Combo head bolt works with slotted, hex, or Phillips drivers
- Longer ears position the screw farther from the hanger, improving tool clearance when the screw is tightened
- Combination nut can be attached to M8 or M10 threaded rod, simplifying material handling
- Category II noise reduction according to DIN EN ISO 3822-1
- Compliant for sound insulation design according to DIN 4109
- Reaction-to-fire classification is "E" in compliance with DIN EN 13501-1:2010-01



Material: EPDM-SBR Rubber, Steel
 Finish: Electrogalvanized
 Temperature: -50 to 110 °C

Part Number	Article Number	Outer Diameter	Rod Size	Width	Thickness	Screw Diameter	Screw Length	Angle	Static Load
MFVI0080EG	586601	80 mm	M8, M10	20 mm	1.00 mm	M6	27 mm	80°	750 N
MFVI0090EG	586602	90 mm	M8, M10	20 mm	1.00 mm	M6	27 mm	80°	750 N
MFVI0100EG	586603	100 mm	M8, M10	20 mm	1.00 mm	M6	27 mm	80°	750 N
MFVI0112EG	586604	112 mm	M8, M10	20 mm	1.00 mm	M6	27 mm	80°	750 N
MFVI0125EG	586605	125 mm	M8, M10	20 mm	1.00 mm	M6	27 mm	80°	750 N
MFVI0140EG	586606	140 mm	M8, M10	20 mm	1.00 mm	M6	27 mm	80°	750 N
MFVI0150EG	586607	150 mm	M8, M10	20 mm	1.00 mm	M6	27 mm	80°	750 N
MFVI0160EG	586608	160 mm	M8, M10	20 mm	1.00 mm	M6	27 mm	80°	750 N
MFVI0180EG	586609	180 mm	M8, M10	20 mm	1.00 mm	M6	27 mm	80°	750 N
MFVI0200EG	586610	200 mm	M8, M10	20 mm	1.00 mm	M6	27 mm	80°	750 N
MFVI0224EG	586611	224 mm	M8, M10	21 mm	1.25 mm	M6	27 mm	80°	750 N
MFVI0250EG	586612	250 mm	M8, M10	21 mm	1.25 mm	M6	27 mm	80°	750 N
MFVI0280EG	586613	280 mm	M8, M10	21 mm	1.25 mm	M6	27 mm	80°	750 N
MFVI0300EG	586614	300 mm	M8, M10	21 mm	1.25 mm	M6	27 mm	80°	750 N
MFVI0315EG	586615	315 mm	M8, M10	21 mm	1.25 mm	M6	27 mm	80°	750 N

Mechanical

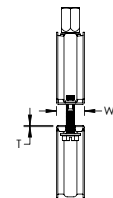
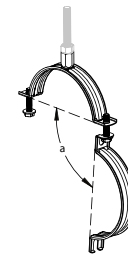
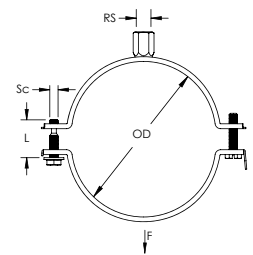
VENTILATION

Part Number	Article Number	Outer Diameter	Rod Size	Width	Thickness	Screw Diameter	Screw Length	Angle	Static Load
MFVI0355EG	586616	355 mm	M8, M10	21 mm	1.25 mm	M6	27 mm	80°	750 N
MFVI0400EG	586617	400 mm	M8, M10	21 mm	1.25 mm	M6	27 mm	80°	750 N
MFVI0450EG	586618	450 mm	M8, M10	21 mm	1.50 mm	M6	27 mm	80°	900 N
MFVI0500EG	586619	500 mm	M8, M10	21 mm	1.50 mm	M6	27 mm	80°	900 N
MFVI0560EG	586620	560 mm	M8, M10	21 mm	1.50 mm	M6	27 mm	80°	900 N
MFVI0600EG	586621	600 mm	M8, M10	21 mm	1.50 mm	M6	27 mm	80°	900 N
MFVI0630EG	586622	630 mm	M8, M10	23 mm	1.75 mm	M6	27 mm		1,150 N
MFVI0710EG	586623	710 mm	M8, M10	23 mm	1.75 mm	M6	27 mm		1,150 N
MFVI0800EG	586624	800 mm	M8, M10	23 mm	1.75 mm	M6	27 mm		1,150 N
MFVI0900EG	586625	900 mm	M8, M10	23 mm	1.75 mm	M6	27 mm		1,150 N
MFVI1000EG	586626	1,000 mm	M8, M10	23 mm	2.00 mm	M6	27 mm		1,400 N
MFVI1120EG	586627	1,120 mm	M8, M10	23 mm	2.00 mm	M6	27 mm		1,400 N
MFVI1250EG	586628	1,250 mm	M8, M10	23 mm	2.00 mm	M6	27 mm		1,400 N

NVENT CADDY MACROFIX NON-INSULATED VENTILATION DUCT CLAMP

FEATURE

- Complete hanger assembly comes out of the box ready to install (sizes up to 600 mm)
- Increased opening angle easily accommodates all standard-sized spiral ducts (sizes up to 600 mm)
- Quick locking system prevents the hanger from accidentally opening when duct is moved or adjusted (sizes up to 600 mm)
- Quick locking system easily closes with one hand (sizes up to 600 mm)
- Thread impression retains quick locking captive screw and prevents it from falling out during installation
- Combo head bolt works with slotted, hex, or Phillips drivers
- Longer ears position the screw farther from the hanger, improving tool clearance when the screw is tightened
- Combination nut can be attached to M8 or M10 threaded rod, simplifying material handling



Material: Steel
 Finish: Electrogalvanized
 Temperature: -50 to 110 °C

Part Number	Article Number	Outer Diameter	Rod Size	Width	Thickness	Screw Diameter	Screw Length	Angle	Static Load
MFVN0080EG	586501	80 mm	M8, M10	20 mm	1.00 mm	M6	27 mm	80°	750 N
MFVN0090EG	586502	90 mm	M8, M10	20 mm	1.00 mm	M6	27 mm	80°	750 N
MFVN0100EG	586503	100 mm	M8, M10	20 mm	1.00 mm	M6	27 mm	80°	750 N
MFVN0112EG	586504	112 mm	M8, M10	20 mm	1.00 mm	M6	27 mm	80°	750 N
MFVN0125EG	586505	125 mm	M8, M10	20 mm	1.00 mm	M6	27 mm	80°	750 N
MFVN0140EG	586506	140 mm	M8, M10	20 mm	1.00 mm	M6	27 mm	80°	750 N
MFVN0150EG	586507	150 mm	M8, M10	20 mm	1.00 mm	M6	27 mm	80°	750 N

Mechanical

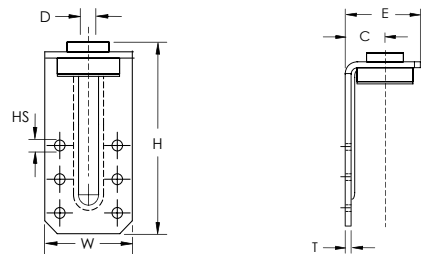
VENTILATION

Part Number	Article Number	Outer Diameter	Rod Size	Width	Thickness	Screw Diameter	Screw Length	Angle	Static Load
MFVN0160EG	586508	160 mm	M8, M10	20 mm	1.00 mm	M6	27 mm	80°	750 N
MFVN0180EG	586509	180 mm	M8, M10	20 mm	1.00 mm	M6	27 mm	80°	750 N
MFVN0200EG	586510	200 mm	M8, M10	20 mm	1.00 mm	M6	27 mm	80°	750 N
MFVN0224EG	586511	224 mm	M8, M10	21 mm	1.25 mm	M6	27 mm	80°	750 N
MFVN0250EG	586512	250 mm	M8, M10	21 mm	1.25 mm	M6	27 mm	80°	750 N
MFVN0280EG	586513	280 mm	M8, M10	21 mm	1.25 mm	M6	27 mm	80°	750 N
MFVN0300EG	586514	300 mm	M8, M10	21 mm	1.25 mm	M6	27 mm	80°	750 N
MFVN0315EG	586515	315 mm	M8, M10	21 mm	1.25 mm	M6	27 mm	80°	750 N
MFVN0355EG	586516	355 mm	M8, M10	21 mm	1.25 mm	M6	27 mm	80°	750 N
MFVN0400EG	586517	400 mm	M8, M10	21 mm	1.25 mm	M6	27 mm	80°	750 N
MFVN0450EG	586518	450 mm	M8, M10	21 mm	1.50 mm	M6	27 mm	80°	900 N
MFVN0500EG	586519	500 mm	M8, M10	21 mm	1.50 mm	M6	27 mm	80°	900 N
MFVN0560EG	586520	560 mm	M8, M10	21 mm	1.50 mm	M6	27 mm	80°	900 N
MFVN0600EG	586521	600 mm	M8, M10	21 mm	1.50 mm	M6	27 mm	80°	900 N
MFVN0630EG	586522	630 mm	M8, M10	23 mm	1.75 mm	M6	27 mm		1,150 N
MFVN0710EG	586523	710 mm	M8, M10	23 mm	1.75 mm	M6	27 mm		1,150 N
MFVN0800EG	586524	800 mm	M8, M10	23 mm	1.75 mm	M6	27 mm		1,150 N
MFVN0900EG	586525	900 mm	M8, M10	23 mm	1.75 mm	M6	27 mm		1,150 N
MFVN1000EG	586526	1,000 mm	M8, M10	23 mm	2.00 mm	M6	27 mm		1,400 N
MFVN1120EG	586527	1,120 mm	M8, M10	23 mm	2.00 mm	M6	27 mm		1,400 N
MFVN1250EG	586528	1,250 mm	M8, M10	23 mm	2.00 mm	M6	27 mm		1,400 N

EQLS SQUARE DUCT FIXING WITH SOUND REDUCER, L-SHAPE

FEATURE

- Includes hole for pop-riev connection



Material: Steel, EPDM-SBR Rubber
Finish: Electrogalvanized

Part Number	Article Number	Height	Hole Size	Width	Thickness	C	D	E
EQLS130	597792	130 mm	4.2 mm	35 mm	2 mm	24 mm	8.4 mm	40 mm
EQLS50	597791	50 mm	4.2 mm	35 mm	2 mm	24 mm	8.4 mm	40 mm
EQLS85	597780	85 mm	4.2 mm	35 mm	2 mm	24 mm	8.4 mm	40 mm

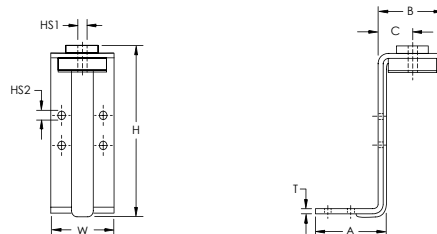
Mechanical

VENTILATION

EQZS SQUARE DUCT FIXING WITH SOUND REDUCER, Z-SHAPE

FEATURE

- Includes hole for pop-rivet connection



Material: Steel, EPDM-SBR Rubber
Finish: Electrogalvanized

Part Number	Article Number	Hole Size 1	Hole Size 2	Height	Width	Thickness	A	B	C
EQZS	597790	8.4 mm	4.2 mm	60 mm	35 mm	2 mm	32 mm	37 mm	20 mm

EQV ROUND DUCT FIXING, V-SHAPE

FEATURE

- Includes holes for pop-rivet connection



Material: Steel
Finish: Electrogalvanized

Part Number	Article Number	Hole Size 1	Hole Size 2	Hole Size 3	Height	Width	Thickness	X
EQV	597590	14 mm	8.5 mm	4.2 mm	60 mm	40 mm	2 mm	8.5 x 20 mm

EQVS ROUND DUCT FIXING WITH SOUND REDUCER, V-SHAPE

FEATURE

- Includes holes for pop-rivet connection



Material: Steel, EPDM-SBR Rubber
Finish: Electrogalvanized

Part Number	Article Number	Hole Size 1	Hole Size 2	Hole Size 3	Height	Width	Thickness	X
EQVS	597770	8.5 mm	8.5 mm	4.2 mm	60 mm	40 mm	2 mm	8.5 x 20 mm

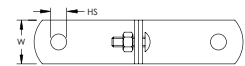
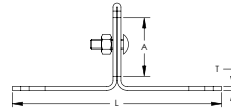
Mechanical

PIPE FIXINGS

WB WALL BRACKET

FEATURE

- Nut and bolt included
- Attaches to wall or ceiling with all sizes of HST, SPC, BRC and ERIC 1010 products
- Adjustment with cup head fastener



Material: Stainless Steel 316 (EN 1.4401)

Part Number	Included Components	Hole Size	Length	Width	Thickness	A
WBSSCUP	Cup Head Bolt	6.5 mm	85 mm	25 mm	1.5 mm	20 mm
WBSSSET	Set Screw	6.5 mm	85 mm	25 mm	1.5 mm	20 mm

10. Seismic Bracing Systems

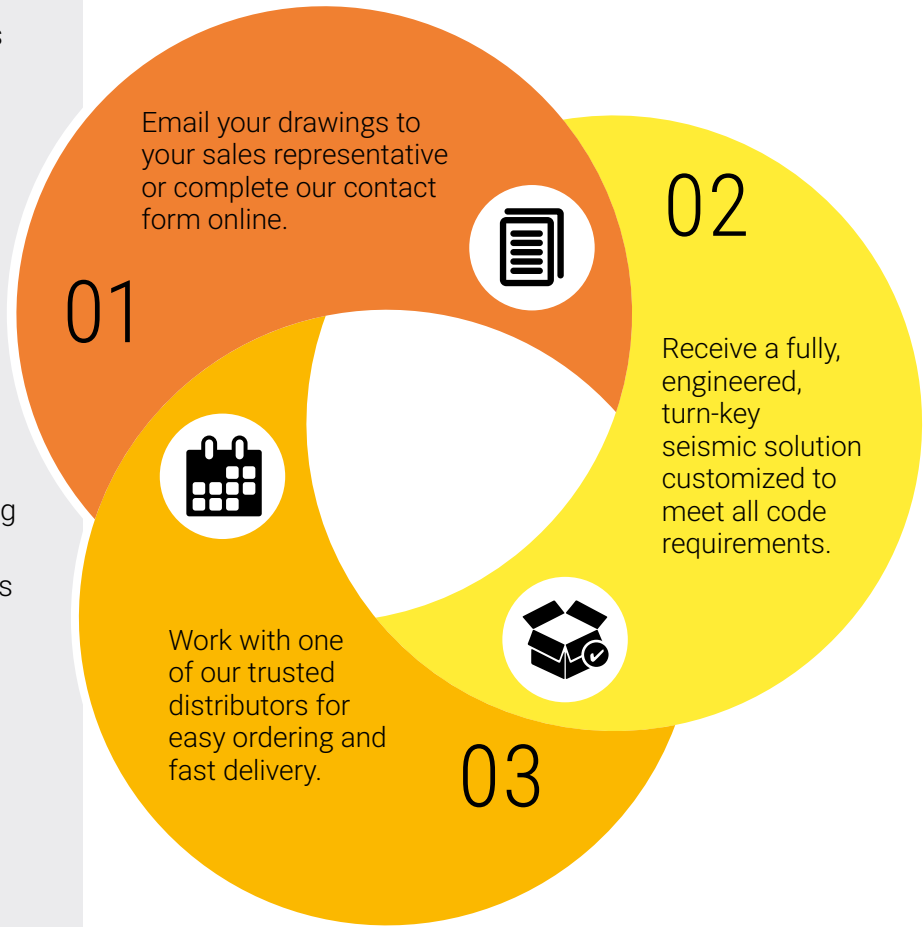


nVent CADDY Seismic Bracing Systems Overview



nVent CADDY Seismic Solutions protect people, property and equipment during and after a seismic event by ensuring business continuity and continued operation of critical infrastructure and services. Areas where nVent CADDY can assist in the process are:

- Designing a complete bracing system – rightly sized
- Identifying the appropriate product from our broad offering
- Offering compatible fixing, fastening and support products
- Explaining installation techniques and tips to meet evolving codes and standards requirements

From design to construction to inspection, nVent CADDY team makes seismic simple by walking through the full process with customers for applications including electrical, mechanical, plumbing, HVAC and fire. Both cable and rigid bracing solutions are available for single pipe or conduit, trapeze and floor-and wall-mounted equipment.

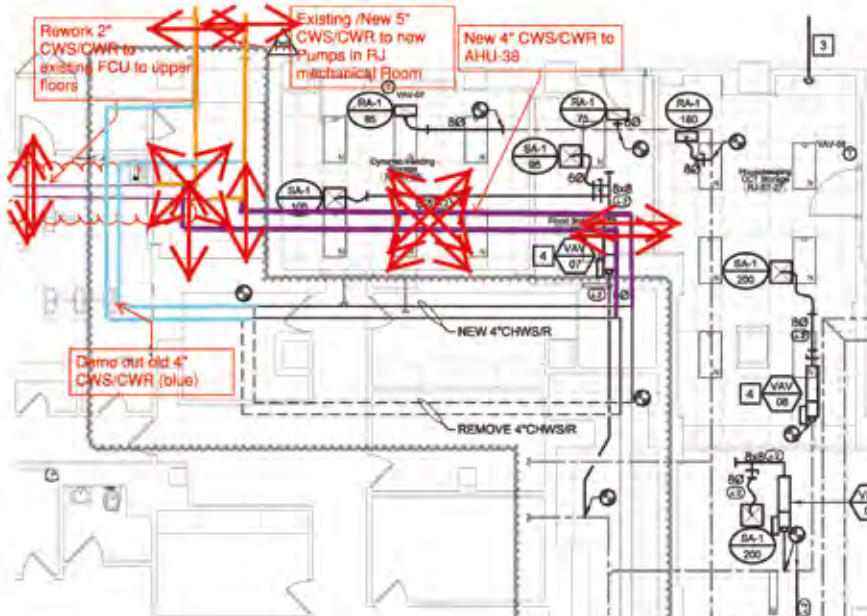


WE MAKE
SEISMIC
SIMPLE



ENGINEERING

- Design Optimization with Seismic Calculator
- Bracing Layouts with Bill of Material with Code Compliant Products
- Stamped Drawings



CUSTOMER EXPERIENCE

- Quick Turnaround
- Local Availability Through Distributors
- In-Market Support from the nVent CADDY Sales Team

"[nVent's] seismic experts provide everything we need for a code compliant cable bracing system. Their patented, turn-key seismic solutions give us peace of mind that our building products are properly braced for a seismic event."

Tim Barmeier
Mechanical Supply Company

PRODUCT

- Cable and Rigid Bracing Solutions
- Innovative Products
- Superior Full Range of Bracing Solutions



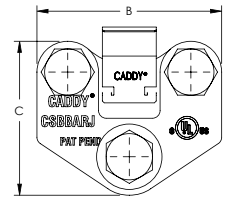
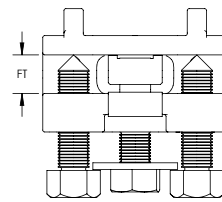
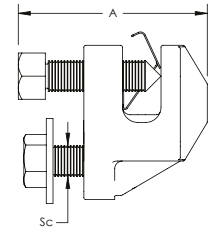
Seismic Bracing Systems

RIGID BRACING

BAR JOIST ATTACHMENT

FEATURE

- Can be installed on bar joists or I-beams
- Thumb spring retainer allows for ease of positioning
- Snap-off bolt head helps enable easy installation and inspection of seismic sway braces
- No assembly required
- No loose parts
- Meets NFPA®-13 requirements for seismic sway bracing



Material: Steel
Finish: Electrogalvanized



Part Number	Article Number	Flange Thickness	Screw Diameter	A	B	C
CSBBARJEG	404354	6.4 – 12.7 mm	1/2"	50.8 mm	76.2 mm	63.5 mm

UL Loads		
Brace Direction to Structure	Service Pipe Size	Rating
Parallel	25 - 250 mm	13340 N
Perpendicular	25 - 300 mm	16630 N

FM Loads					
Brace Direction	Service Pipe Size	Horizontal Capacity per Intallation Angle from Vertical			
		30° - 44°	45° - 59°	60° - 74°	75° - 90°
Parallel	N/A	6270 N	9385 N	11300 N	12590 N
Perpendicular	N/A	7740 N	7605 N	9165 N	10230 N

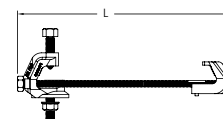
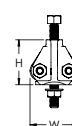
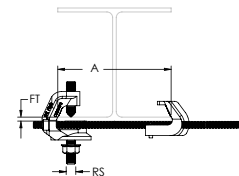

Seismic Bracing Systems

RIGID BRACING

ADJUSTABLE I-BEAM ATTACHMENT

FEATURE

- No loose parts
- No assembly required
- Snap-off bolt head helps enable easy installation and inspection of seismic sway braces
- Meets NFPA®-13 requirements for seismic sway bracing



Material: Steel
Finish: Electrogalvanized



Part Number	Article Number	Flange Thickness	Rod Size	A	Height	Length	Width
CSBIB075085EG	404365	6.4 – 19.1 mm	1/2"	100 – 216 mm	63.5 mm	304.8 mm	69.9 mm
CSBIB075145EG	404366	6.4 – 19.1 mm	1/2"	216 – 368 mm	63.5 mm	431.8 mm	69.9 mm
CSBIB125180EG	404367	19.1 – 31.8 mm	1/2"	100 – 457 mm	88.9 mm	546.1 mm	79.4 mm

UL Loads		
Brace Direction to Structure	Service Pipe Size	Rating
Parallel	25 - 250 mm	13340 N
Perpendicular	25 - 300 mm	16630 N

FM Loads					
Brace Direction	Service Pipe Size	Horizontal Capacity per Intallation Angle from Vertical			
		30° - 44°	45° - 59°	60° - 74°	75° - 90°
Parallel	N/A	7,205 N	7,605 N	4,495 N	4,940 N
Perpendicular	N/A	7740 N	7605 N	9165 N	10230 N

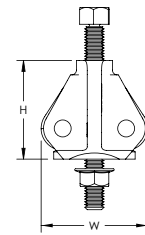
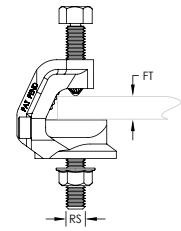
Seismic Bracing Systems

RIGID BRACING

I-BEAM ATTACHMENT

FEATURE

- Snap-off bolt head helps enable easy installation and inspection of seismic sway braces
- Meets NFPA®-13 requirements for seismic sway bracing



Material: Steel
Finish: Electrogalvanized



Part Number	Article Number	Flange Thickness	Rod Size	Height	Width
CSBBC075EG	404350	6.4 – 19.1 mm	1/2"	63.5 mm	69.9 mm

UL Loads		
Brace Direction to Structure	Service Pipe Size	Rating
Parallel	1" - 4"	5,340 N
Perpendicular	1" - 8"	8,960 N

FM Loads					
Brace Direction to Structure	Service Pipe Size	Horizontal Capacity per Intallation Angle from Vertical			
		30° - 44°	45° - 59°	60° - 74°	75° - 90°
Parallel	N/A	7,210 N	7,610 N	4,490 N	4,940 N
Perpendicular	N/A	5,290 N	7,470 N	5,160 N	5,690 N

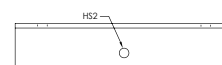
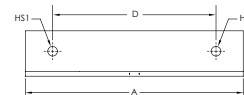
Seismic Bracing Systems

RIGID BRACING

MULTI ATTACHMENT

FEATURE

- Disperses load over two anchors
- Minimizes the number of installed braces needed for concrete and wood structures
- Ideal for deck installations
- Use for both lateral and longitudinal sway brace applications
- Meets NFPA®-13 requirements for seismic sway bracing



Material: Steel
Finish: Electrogalvanized



Part Number	Article Number	Hole Size 1	Hole Size 2	A	B	C	D	UL Listed Load
CSBMA050050EG	404371	14 mm	14 mm	304.8 mm	63.5 mm	63.5 mm	228.6 mm	16,636 N
CSBMA050075EG	404372	20 mm	14 mm	304.8 mm	63.5 mm	63.5 mm	228.6 mm	16,636 N

Mount to structure using holes indicated in HS1.

UL Loads		
Part Number	Service Pipe Size	Rating
CSBMA050050EG	25 - 300 mm	15,435 N
CSBMA050075EG	25 - 300 mm	15,435 N

FM Loads				
Part Number	Horizontal Capacity per Installation Angle from Vertical			
	30° - 44°	45° - 59°	60° - 74°	75° - 90°
CSBMA050050EG	14,630 N	20,100 N	24,640 N	27,570 N
CSBMA050075EG	14,630 N	20,100 N	24,640 N	27,570 N

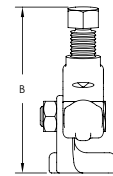
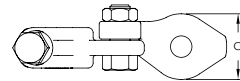
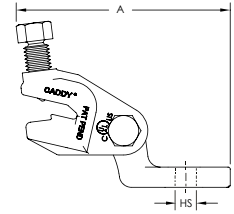
Seismic Bracing Systems

RIGID BRACING

UNIVERSAL STRUCTURAL ATTACHMENT

FEATURE

- Universal design allows one product to attach directly to concrete, wood, bar joist or I-beam adapters
- Snap-off bolt head helps enable easy installation and inspection of seismic sway braces
- Use for both lateral and longitudinal sway brace applications
- Works with 1" through 2" brace pipes and 1/4" angle iron braces to reduce inventory
- Center bolt does not require tightening
- Meets NFPA®-13 requirements for seismic sway bracing



Material: Steel
Finish: Electrogalvanized



Part Number	Article Number	Hole Size	A	B	C
CSBUNIV050EG	404407	14 mm	133.4 mm	101.6 mm	41.4 mm
CSBUNIV075EG	404409	21 mm	133.4 mm	101.6 mm	41.4 mm

UL Loads		
Brace Type	Service Pipe Size	Rating
Pipe	25 mm - 250 mm	13,340 N
6mm Thick Angle	25 mm - 200 mm	8,960 N

FM Loads					
Brace Type	Service Pipe Size	Horizontal Capacity per Installation Angle from Vertical			
		30° - 44°	45° - 59°	60° - 74°	75° - 90°
Pipe	N/A	7,205 N	10,230 N	12,545 N	13,965 N

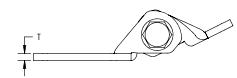
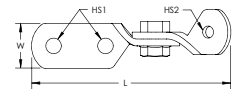
Seismic Bracing Systems

RIGID BRACING

STRUT SEISMIC HINGE

FEATURE

- Complete hinge assembly
- Ideal for attaching sway bracing to MEP system supports
- Attaches to strut trapezes and to structure



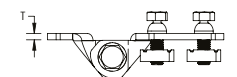
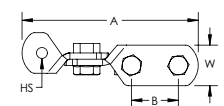
Material: Steel
Finish: Electrogalvanized

Part Number	Article Number	Hole Size 1	Hole Size 2	Length	Width	Thickness
CSBSH00375EG	404463	14 mm	11 mm	179.8 mm	41.3 mm	6.4 mm
CSBSH00500EG	404464	14 mm	14 mm	179.8 mm	41.3 mm	6.4 mm
CSBSH00625EG	404465	14 mm	17 mm	179.8 mm	41.3 mm	6.4 mm
CSBSH00750EG	404466	14 mm	21 mm	179.8 mm	41.3 mm	6.4 mm

STRUT SEISMIC HINGE BRACKET ASSEMBLY

FEATURE

- Used for installations where strut brace is parallel to structure
- One wrench size fits all required hardware, eliminating the need to change tools
- Shear-off head helps ensure correct torque and simplifies inspection
- Compatible with brace members of 12 GA strut type A



Material: Steel
Finish: Electrogalvanized

Part Number	Hole Size	Width	Thickness	A	B
CSBUS1PA	14.3 mm	40.6 mm	6.4 mm	177.8 mm	47.8 mm
CSBUS2PA	20.6 mm	40.6 mm	6.4 mm	177.8 mm	47.8 mm

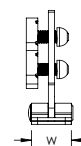
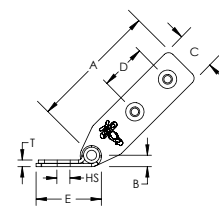
Seismic Bracing Systems

RIGID BRACING

UNIVERSAL STRUCTURAL BRACKET, STRUT BRACE

FEATURE

- Used for installations where strut brace is perpendicular to structure
- One wrench size fits all required hardware, eliminating the need to change tools
- Shear-off head helps ensure correct torque and simplifies inspection
- Compatible with brace members of 12 GA strut type A



Material: Steel
Finish: Electrogalvanized

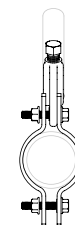
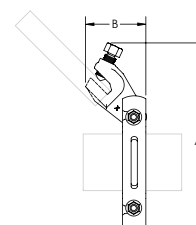
Part Number	Hole Size	Width	Thickness	A	B	C	D	E
CSBUS1	14.3 mm	40.6 mm	6.4 mm	133.4 mm	12.7 mm	40.6 mm	50.8 mm	66 mm
CSBUS2	20.6 mm	40.6 mm	6.4 mm	133.4 mm	12.7 mm	40.6 mm	50.8 mm	66 mm

Cut length for strut member is +/- 1" (25 mm) of measured length.

EASY UNIVERSAL SWAY BRACE

FEATURE

- Use for both lateral and longitudinal sway brace applications
- Unique slotted holes provide for easy slip-on installation eliminating loose hardware
- Snap-off bolt head helps enable easy installation and inspection of seismic sway braces
- Works with 1" through 2" brace pipes and 1/4" angle iron braces to reduce inventory
- Meets NFPA®-13 requirements for seismic sway bracing



Material: Steel
Finish: Electrogalvanized



Part Number	Article Number	Pipe Size	NB/DN	A	B
CSBEZU0100EG	404356	1"	25	174.6 mm	25.4 mm
CSBEZU0125EG	404357	1 1/4"	32	187.4 mm	25.4 mm
CSBEZU0150EG	404358	1 1/2"	40	196.9 mm	25.4 mm
CSBEZU0200EG	404359	2"	50	206.4 mm	30.2 mm
CSBEZU0250EG	404360	2 1/2"	65	225.4 mm	30.2 mm
CSBEZU0300EG	404361	3"	80	238.1 mm	30.2 mm

Seismic Bracing Systems

RIGID BRACING

Part Number	Article Number	Pipe Size	NB/DN	A	B
CSBEZU0400EG	404362	4"	100	269.9 mm	38.1 mm
CSBEZU0500EG	404363	5"	125	308.0 mm	38.1 mm
CSBEZU0600EG	404364	6"	150	346.1 mm	50.8 mm

UL Loads (Listed for Restraints)			
Part Number	Service Pipe Size	Rating	Sch 40 Service Pipe
CSBEZU0100EG	N/A	2910 N	2910 N
CSBEZU0125EG	2910 N	2910 N	2910 N
CSBEZU0150EG	2910 N	2910 N	2910 N

UL Loads (Listed for Sway Braces)								
Part Number	Lateral				Longitudinal			
	Dyna-Flow® Service Pipe	EZ FLOW™ Service Pipe	Sch 10 Service Pipe	Sch 40 Service Pipe	Dyna-Flow® Service Pipe	Mega-Flow Service Pipe	Sch 10 Service Pipe	Sch 40 Service Pipe
CSBEZU0200EG	13340 N	N/A	13340 N	13340 N	N/A	N/A	N/A	N/A
CSBEZU0250EG	13340 N	N/A	13340 N	13340 N	5620 N	N/A	5620 N	5620 N
CSBEZU0300EG	13340 N	N/A	13340 N	13340 N	5620 N	N/A	5620 N	5620 N
CSBEZU0400EG	13340 N	13340 N	13340 N	13340 N	5620 N	N/A	5620 N	5620 N
CSBEZU0500EG	N/A	13340 N	13340 N	13340 N	N/A	7110 N	7110 N	7110 N
CSBEZU0600EG	N/A	13340 N	13340 N	13340 N	N/A	7110 N	7110 N	7110 N

FM Loads (Lightwall, Sch 10 and Sch 40 Service Pipes)								
Part Number	Horizontal Capacity per Installation Angle from Vertical							
	Lateral				Longitudinal			
	30° - 44°	45° - 59°	60° - 74°	75° - 90°	30° - 44°	45° - 59°	60° - 74°	75° - 90°
CSBEZU0100EG	3825 N	5425 N	6670 N	7430 N	1735 N	2445 N	2980 N	3335 N
CSBEZU0125EG	3825 N	5425 N	6670 N	7430 N	1735 N	2445 N	2980 N	3335 N
CSBEZU0150EG	3825 N	5425 N	6670 N	7430 N	1735 N	2445 N	2980 N	3335 N
CSBEZU0200EG	6805 N	9610 N	11790 N	13165 N	2315 N	3070 N	3690 N	4136 N
CSBEZU0250EG	6805 N	9610 N	11790 N	13165 N	2315 N	3070 N	3690 N	4136 N
CSBEZU0300EG	6805 N	9610 N	11790 N	13165 N	2315 N	3070 N	3690 N	4136 N
CSBEZU0400EG	6985 N	9875 N	12100 N	13480 N	2800 N	4005 N	4895 N	5470 N
CSBEZU0500EG	6985 N	9875 N	12100 N	13480 N	2800 N	4005 N	4895 N	5470 N
CSBEZU0600EG	8805 N	12500 N	15300 N	17080 N	3245 N	4450 N	5470 N	6095 N

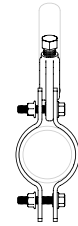
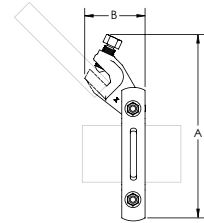
Seismic Bracing Systems

RIGID BRACING

STANDARD UNIVERSAL SWAY BRACE

FEATURE

- Use for both lateral and longitudinal sway brace applications
- Snap-off bolt head helps enable easy installation and inspection of seismic sway braces
- Works with 1" through 2" brace pipes and 1/4" angle iron braces to reduce inventory
- Slotted design grabs service pipe for added gripping strength
- Meets NFPA®-13 requirements for seismic sway bracing



Material: Steel
Finish: Electrogalvanized



Part Number	Article Number	Pipe Size	NB/DN	A	B
CSBSTU0100EG	404385	1"	25	174.6 mm	25.0 mm
CSBSTU0125EG	404386	1 1/4"	32	187.4 mm	25.4 mm
CSBSTU0150EG	404387	1 1/2"	40	196.9 mm	25.4 mm
CSBSTU0200EG	404388	2"	50	206.4 mm	30.2 mm
CSBSTU0250EG	404389	2 1/2"	65	225.4 mm	30.2 mm
CSBSTU0300EG	404390	3"	80	238.1 mm	30.2 mm
CSBSTU0400EG	404391	4"	100	269.9 mm	38.1 mm
CSBSTU0500EG	404392	5"	125	308.0 mm	38.1 mm
CSBSTU0600EG	404393	6"	150	346.1 mm	50.8 mm
CSBSTU0800EG	404394	8"	200	400.1 mm	50.8 mm
CSBSTU1000EG	404395	10"	250	457.2 mm	50.8 mm

Seismic Bracing Systems

RIGID BRACING

UL Loads (Listed for Restraints)			
Part Number	Dyna-Flow® Service Pipe	Sch 10 Service Pipe	Sch 40 Service Pipe
CSBSTU0100xx	N/A	2910 N	2910 N
CSBSTU0125xx	2910 N	2910 N	2910 N
CSBSTU0150xx	2910 N	2910 N	2910 N

UL Loads (Listed for Sway Braces)								
Part Number	Lateral				Longitudinal			
	Dyna-Flow® Service Pipe	EZ FLOW™	Sch 10 Service Pipe	Sch 40 Service Pipe	Dyna-Flow® Service Pipe	Mega-Flow Service Pipe	Sch 10 Service Pipe	Sch 40 Service Pipe
CSBSTU0200xx	13340 N	N/A	13340 N	13340 N	N/A	N/A	N/A	N/A
CSBSTU0250xx	13340 N	N/A	13340 N	13340 N	8960 N	N/A	8960 N	8960 N
CSBSTU0300xx	13340 N	N/A	13340 N	13340 N	8960 N	N/A	8960 N	8960 N
CSBSTU0400xx	13340 N	13340 N	13340 N	13340 N	8960 N	N/A	8960 N	8960 N
CSBSTU0500xx	N/A	13340 N	13340 N	13340 N	N/A	N/A	8960 N	8960 N
CSBSTU0600xx	N/A	13340 N	13340 N	13340 N	N/A	8960 N	8960 N	8960 N
CSBSTU0800xx	N/A	N/A	13340 N	13340 N	N/A	N/A	13340 N	13340 N
CSBSTU1000xx	N/A	N/A	13340 N	13340 N	N/A	N/A	13340 N	13340 N

FM Loads (Lightwall, Sch 10 and Sch 40 Service Pipes)								
Part Number	Horizontal Capacity per Installation Angle from Vertical							
	Lateral				Longitudinal			
	30° - 44°	45° - 59°	60° - 74°	75° - 90°	30° - 44°	45° - 59°	60° - 74°	75° - 90°
CSBSTU0100xx	3825 N	5425 N	6670 N	7430 N	4315 N	3200 N	3825 N	4270 N
CSBSTU0125xx	3825 N	5425 N	6670 N	7430 N	4315 N	3200 N	3825 N	4270 N
CSBSTU0150xx	3825 N	5425 N	6670 N	7430 N	4315 N	3200 N	3825 N	4270 N
CSBSTU0200xx	6805 N	9610 N	11790 N	13165 N	3870 N	3070 N	3690 N	4136 N
CSBSTU0250xx	6805 N	9610 N	11790 N	13165 N	3870 N	3070 N	3690 N	4136 N
CSBSTU0300xx	6805 N	9610 N	11790 N	13165 N	3870 N	3070 N	3690 N	4136 N
CSBSTU0400xx	6985 N	9875 N	12100 N	13480 N	6895 N	6185 N	7475 N	8320 N
CSBSTU0500xx	6985 N	9875 N	12100 N	13480 N	6895 N	6185 N	7475 N	8320 N
CSBSTU0600xx	8805 N	12500 N	15300 N	17080 N	6540 N	5205 N	6270 N	6985 N

FM Loads (4.8 mm wall and Sch 40 Service Pipes)								
Part Number	Horizontal Capacity per Installation Angle from Vertical							
	Lateral				Longitudinal			
	30° - 44°	45° - 59°	60° - 74°	75° - 90°	30° - 44°	45° - 59°	60° - 74°	75° - 90°
CSBSTU0800xx	9075 N	12855 N	15745 N	17570 N	5340 N	7560 N	9295 N	10365 N
CSBSTU1000xx	9075 N	12855 N	15745 N	17570 N	5340 N	7560 N	9295 N	10365 N

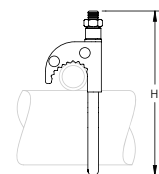
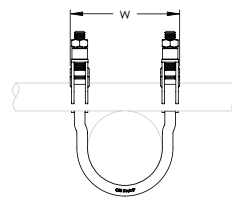
Seismic Bracing Systems

RIGID BRACING

QUICK GRIP JR. LATERAL SWAY BRACE

FEATURE

- Easy two-step installation eliminates extra trips between structure and service pipe
- Works with 1" and 1 1/4" (25 mm and 32 mm) brace pipes to reduce inventory
- Snap-off bolt head helps enable easy installation and inspection of seismic sway braces
- Meets NFPA®-13 requirements for seismic sway bracing



Material: Steel
Finish: Electrogalvanized



Part Number	Article Number	Pipe Size	NB/DN	Height	Width
CSBQIKCL0100EG	404373	1"	25	130.2 mm	65.3 mm
CSBQIKCL0125EG	404374	1 1/4"	32	136.5 mm	74.4 mm
CSBQIKCL0150EG	404375	1 1/2"	40	142.9 mm	80.2 mm
CSBQIKCL0200EG	404376	2"	50	161.9 mm	92.3 mm

UL Loads (Listed for Restraints)			
Part Number	Service Pipe Schedule	Lateral	
		25 mm Brace Pipe	32 mm Brace Pipe
CSBQIKCL0100EG	Dyna-Flow®	N/A	N/A
	10	2910 N	2910 N
	40	2910 N	2910 N
CSBQIKCL0125EG	Dyna-Flow®	2910 N	2400 N
	10	2910 N	2400 N
	40	2910 N	2400 N
CSBQIKCL0150EG	Dyna-Flow®	3330 N	2910 N
	10	3330 N	2910 N
	40	3330 N	2910 N
CSBQIKCL0200EG	Dyna-Flow®	3330 N	2400 N
	10	3330 N	2400 N
	40	3330 N	2400 N

Seismic Bracing Systems

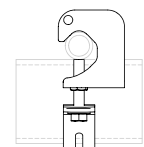
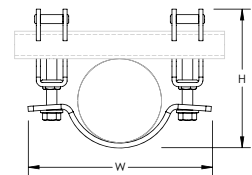

RIGID BRACING

		FM Loads			
Part Number	Service Pipe Schedule	Lateral			
		Horizontal Capacity per Installation Angle from Vertical			
		30° - 44°	45° - 59°	60° - 74°	75° - 90°
CSBQIKCL0100EG	EN10255 L (Lightwall)	1290 N	1830 N	2200 N	2445 N
	EN10255 M (10)	665 N	935 N	1245 N	1400 N
	EN10255 H (40)	2115 N	2960 N	3670 N	4115 N
CSBQIKCL0125EG	EN10255 L (Lightwall)	1290 N	1830 N	2200 N	2445 N
	EN10255 M (10)	665 N	935 N	1245 N	1400 N
	EN10255 H (40)	2115 N	2960 N	3670 N	4115 N
CSBQIKCL0150EG	EN10255 L (Lightwall)	1290 N	1830 N	2200 N	2445 N
	EN10255 M (10)	665 N	935 N	1245 N	1400 N
	EN10255 H (40)	2115 N	2960 N	3670 N	4115 N
CSBQIKCL0200EG	EN10255 L (Lightwall)	1735 N	2445 N	2980 N	3335 N
	EN10255 M (10)	1555 N	2225 N	2760 N	3070 N
	EN10255 H (40)	2180 N	3070 N	3780 N	4225 N

QUICK GRIP LATERAL SWAY BRACE

FEATURE

- Easy two-step installation eliminates extra trips between structure and service pipe
- Works with 1" and 1 1/4" (25 mm and 32 mm) brace pipes to reduce inventory
- Yellow tips provide a visual indicator that the bolts have been properly torqued
- Easy installation with an impact wrench from the bottom side of the clamp
- Meets NFPA®-13 requirements for seismic sway bracing



Material: Steel
Finish: Electrogalvanized



Part Number	Article Number	Pipe Size	NB/DN	Height	Width	Certifications
CSBQG0250MEG	404475	2 1/2"	65	138.1 – 148.6 mm	172.0 mm	FM
CSBQG0300EG	404469	3"	80	155.0 – 165.5 mm	190.0 mm	cULus, FM, OSHPD
CSBQG0400EG	404470	4"	100	180.4 – 190.9 mm	222.0 mm	cULus, FM, OSHPD
CSBQG0600EG	404472	6"	150	235.5 – 244.9 mm	298.0 mm	cULus, FM, OSHPD
CSBQG0800EG	404473	8"	200	289.2 – 300.0 mm	351.8 mm	cULus, FM, OSHPD

Seismic Bracing Systems

RIGID BRACING

Load capacity according UL			
Part Number	Designation Brace Pipe	Lateral	
		25 mm Brace Pipe	32 mm Brace Pipe
CSBQG0250EG CSBQG0250MEG	Dyna-Flow®, Mega- Flow, Eddy Flow, Fire-Flo	8960 N	8960 N
	10	8960 N	8960 N
	40	8960 N	8960 N
CSBQG0300EG	Dyna-Flow®, Mega- Flow, Eddy Flow, Fire-Flo	8960 N	8960 N
	10	8960 N	8960 N
	40	8960 N	8960 N
CSBQG0400EG	Dyna-Flow®, Mega- Flow, Eddy Flow, Fire-Flo	8960 N	8960 N
	10	8960 N	8960 N
	40	8960 N	8960 N
CSBQG0600EG	Mega-Flow, Eddy Flow, Fire-Flo	8960 N	8960 N
	10	8960 N	8960 N
	40	8960 N	8960 N
CSBQG0800EG	10	8960 N	8960 N
	40	8960 N	8960 N

FM Loads					
Part Number	Service Pipe Schedule	Lateral			
		Horizontal Capacity per Installation Angle from Vertical			
		30° - 44°	45° - 59°	60° - 74°	75° - 90°
CSBQG0250EG/ CSBQG0250MEG	EN10255 L (Lightwall)	6270 N	8895 N	10900 N	12190 N
	EN10255 M (10)	6270 N	8895 N	10900 N	12190 N
	EN10255 H (40)	6270 N	8895 N	10900 N	12190 N
CSBQG0300EG	EN10255 L (Lightwall)	5295 N	7475 N	9163 N	10230 N
	EN10255 M (10)	5295 N	7475 N	9163 N	10230 N
	EN10255 H (40)	5295 N	7475 N	9163 N	10230 N
CSBQG0400EG	EN10255 L (Lightwall)	5295 N	7475 N	9163 N	10230 N
	EN10255 M (10)	5295 N	7475 N	9163 N	10230 N
	EN10255 H (40)	5295 N	7475 N	9163 N	10230 N
CSBQG0600EG	EN10255 L (Lightwall)	3870 N	5470 N	6715 N	7515 N
	EN10255 M (10)	3870 N	5470 N	6715 N	7515 N
	EN10255 H (40)	4315 N	6095 N	7475 N	8320 N
CSBQG0800EG	4.8 mm (Wall Thickness)	3515 N	4940 N	6050 N	6760 N
	EN10255 H (40)	3515 N	4940 N	6050 N	6760 N

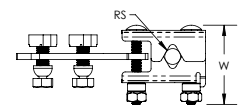
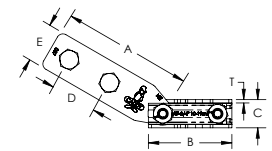
Seismic Bracing Systems

RIGID BRACING

TRAPEZE SWAY BRACE, STRUT

FEATURE

- Seismically braces trapeze hangers
- Retrofit ability allows for the brace to be installed after the trapeze assembly is installed
- Compatible with brace members of 12 GA strut type A
- One wrench size fits all required hardware, eliminating the need to change tools
- Shear-off head helps ensure correct torque and simplifies inspection
- FM® Specification Tested



Material: Steel
Finish: Electrogalvanized

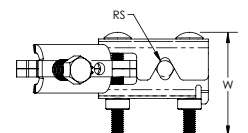
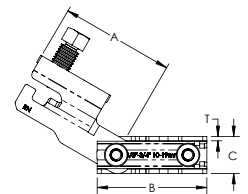

Part Number	Width	Thickness	A	B	C	D	E
CSBR2	81.3 mm	3.4 mm	133.4 mm	86.4 mm	29 mm	47.8 mm	41.1 mm

Cut length for strut member is +/- 1" (25 mm) of measured length.

TRAPEZE SWAY BRACE, PIPE

FEATURE

- Seismically braces trapeze hangers
- Retrofit ability allows for the brace to be installed after the trapeze assembly is installed
- Works with brace members of schedule 40 pipe, EMT conduit, and rigid conduit
- One wrench size fits all required hardware, eliminating the need to change tools
- Shear-off head helps ensure correct torque and simplifies inspection
- FM® Specification Tested



Material: Steel
Finish: Electrogalvanized

Part Number	Width	Thickness	A	B	C
CSBR1	81.3 mm	3.4 mm	88.9 mm	86.4 mm	29 mm

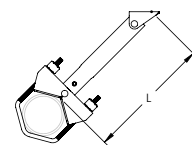
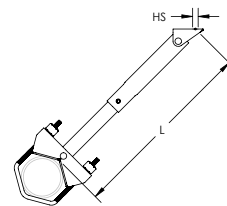
Seismic Bracing Systems

RIGID BRACING

LATERAL TELESCOPING BRACE ASSEMBLY

FEATURE

- Telescoping brace member eliminates the need to cut pipe, minimizing waste and allowing one person to effectively complete the installation
- Easy “push-to-install” nVent CADDY Rod Lock feature allows the V-bolt to assemble quickly
- Length of telescoping lateral brace is fixed by installing the included self-drilling screw
- Electrogalvanized coating throughout the entire assembly provides superior corrosion resistance
- Designed to reduce the installation time of a complete brace by up to 80%
- Design allows center loading of brace on the service pipe
- Meets requirements of NFPA® 13



Material: Steel
Finish: Electrogalvanized



Part Number	Article Number	Brace Length	Pipe Size	NB/DN	Hole Size	Wrench Size	UL Listed Load
CSBT1	404300	0.30 – 0.46 m	1" – 4"	25 – 100	12.7 mm	5/16"	5,780 N
CSBT2	404301	0.46 – 0.91 m	1" – 4"	25 – 100	12.7 mm	5/16"	5,780 N
CSBT3	404302	0.91 – 1.68 m	1" – 4"	25 – 100	12.7 mm	5/16"	5,780 N
CSBT4	404303	1.68 – 2.13 m	1" – 4"	25 – 100	12.7 mm	5/16"	5,780 N

UL Listed Load applies to Sch 40, Sch 10, Youngstown Tube Fire-Flo (1-1/2" to 4"), Bull Moose Eddy Flo (1-1/4" to 4"), and Wheatland Mega Flow (1-1/4" to 4") service pipes. Wrench Size represents the hex size used to tighten the self-drilling screw.

CONE POINT SHEAR BOLT

FEATURE



Material: Steel
Finish: Electrogalvanized

Part Number	Article Number	Product
CSBBARJSB50EG	402502	Bar Joist Attachment
CSBIBSB50EG	402501	I-Beam Attachment
CSBUNIVSB62EG	402503	Universal Structural Attachment, Universal Sway Brace (1" - 4" sizes)


Seismic Bracing Systems

RIGID BRACING

RIVET HEAD SHEAR BOLT

FEATURE

- One wrench size fits all required hardware, eliminating the need to change tools



Material: Steel
Finish: Electrogalvanized

Part Number	Product	Width	Screw Length	A
CSBSBR50EG	Strut Seismic Hinge Bracket Assembly, Trapeze Sway Brace, Strut, Universal Structural Bracket, Strut Brace	19 mm	31.8 mm	13.2 mm

SHEAR NUT

FEATURE



Material: Steel
Finish: Electrogalvanized

Part Number	Article Number	Product
CSBIBSN37EG	402500	Adjustable I-Beam Attachment
CSBQIKCLSN37EG	402505	Quick Grip Jr. Lateral Sway Brace

CABLE SPOOL

FEATURE

- Cut to length as needed
- Pre-stretched restraint cable



Material: Steel
Finish: Pregalvanized, Painted



Part Number	Article Number	Brace Size	Diameter	Cable Length	UL Listed Load	Color
CSB12CBL	402190	#12	2.4 mm	76.2 m	2,668 N	Red
CSB18CBL	402191	#18	3.2 mm	76.2 m	4,893 N	White
CSB36CBL	402192	#36	4.8 mm	76.2 m	12,455 N	Blue
CSB48CBL	402193	#48	6.0 mm	76.2 m	20,461 N	Yellow

Cable is powder coated.


Seismic Bracing Systems

CABLE BRACING

OVAL SLEEVE

FEATURE

- Creates secure loop ends
- Swage with swaging tools



Material: Copper
Finish: Electrogalvanized

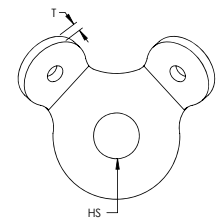
Part Number	Article Number	Brace Size
CSB12SLVB	402194	#12
CSB18SLVB	402195	#18
CSB36SLVB	402196	#36
CSB48SLVB	402197	#48

Two side-by-side swages required on #12 and #18 cable. Three side-by-side swages required on #36 and #48 cable. Check swage with gauge (not included).

UNIVERSAL RESTRAINT CLIP

FEATURE

- Attaches cable brace to structure



Material: Steel
Finish: Electrogalvanized



Part Number	Article Number	Brace Size	Hole Size	Thickness	UL Listed Load
CSBURC12	402199	#12, #18, #36	14 mm	4.27 mm	7,117 N
CSBURC38	402198	#12, #18, #36	11 mm	4.27 mm	7,117 N
CSBURC4812	402204	#48	14 mm	6.35 mm	20,460 N
CSBURC4834	402206	#48	21 mm	6.35 mm	20,460 N
CSBURC4858	402205	#48	17 mm	6.35 mm	20,460 N
CSBURC58	402200	#12, #18, #36	17 mm	4.27 mm	7,117 N

Mount to the structure using the center hole. Loop cable through the holes in the bent tabs and swage in place.

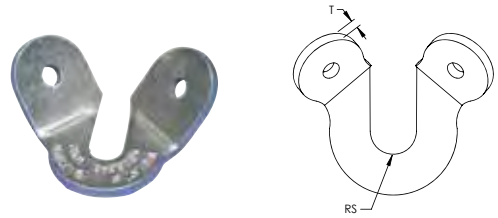
Seismic Bracing Systems

CABLE BRACING

UNIVERSAL RESTRAINT CLIP, RETROFIT

FEATURE

- Slotted design ideal for attaching to existing threaded rod on trapezes




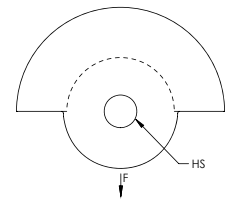

Material: Steel
Finish: Electrogalvanized

Part Number	Article Number	Brace Size	Rod Size	Thickness
CSBURCR12	402202	#12, #18	M12	4.27 mm
CSBURCR38	402201	#12, #18	M10	4.27 mm
CSBURCR58	402203	#12, #18	M16	4.27 mm

NO PRY CLIP

FEATURE

- Eliminates prying effect on fasteners and anchors



Material: Steel
Finish: Electrogalvanized



Part Number	Article Number	Brace Size	Hole Size	UL Listed Load
CSBNPC12	402208	#12, #18, #36	14 mm	12,460 N

Seismic Bracing Systems

CABLE BRACING

URC ATTACHMENT KIT

FEATURE

- Attaches cable brace to structure
- Two-way bracing kit with oval sleeves
- Wraps around structural steel members



Material: Steel
Finish: Electrogalvanized, Painted



Part Number	Hole Size	Brace Length	Cable Length	UL Listed Load
CSB2W12URC12L10	14 mm	3.05 m	4.2 m	1,270 N
CSB2W12URC12L20	14 mm	6.10 m	7.3 m	1,270 N
CSB2W12URC38L10	11 mm	3.05 m	4.2 m	1,270 N
CSB2W12URC38L20	11 mm	6.10 m	7.3 m	1,270 N
CSB2W18URC12L10	14 mm	3.05 m	4.2 m	4,895 N
CSB2W18URC12L20	14 mm	6.10 m	7.3 m	4,895 N
CSB2W18URC38L10	11 mm	3.05 m	4.2 m	4,895 N
CSB2W18URC38L20	11 mm	6.10 m	7.3 m	4,895 N
CSB2W36URC12L10	14 mm	3.05 m	4.2 m	7,120 N
CSB2W36URC12L20	14 mm	6.10 m	7.3 m	7,120 N
CSB2W36URC58L10	17 mm	3.05 m	4.2 m	7,120 N
CSB2W36URC58L20	17 mm	6.10 m	7.3 m	7,120 N
CSB2W48URC12L10	14 mm	3.05 m	4.2 m	15,575 N
CSB2W48URC12L20	14 mm	6.10 m	7.3 m	15,575 N
CSB2W48URC58L10	17 mm	3.05 m	4.2 m	15,575 N
CSB2W48URC58L20	17 mm	6.10 m	7.3 m	15,575 N

MANUAL SWAGING TOOL

FEATURE



Material: Steel

Part Number	Article Number	Brace Size
CSB12SBHS	404461	#12
CSB48	402212	#48

Seismic Bracing Systems

CABLE BRACING

MULTI-SIZE MANUAL SWAGING TOOL

FEATURE



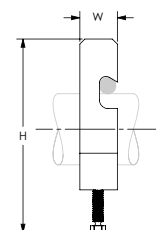
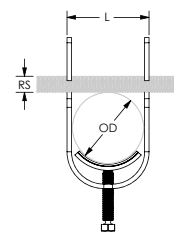

Material: Steel

Part Number	Article Number	Brace Size
CSB3346SB	402209	#12, #18, #36

BRANCH LINE RESTRAINT PIPE ATTACHMENT

FEATURE

- Accepts 3/8" or 1/2" (M10 or M12) threaded rod
- Quick grip clamp simplifies measuring and cutting of threaded rod
- Eliminates need to cut threaded rod to exact dimensions
- Works with rough-cut threaded rod and eliminates pipe-side deburring
- Can be installed with threaded rod above or below the service pipe
- Shear-off head helps ensure correct torque and simplifies inspection



Material: Steel
Finish: Electrogalvanized



Part Number	Article Number	Pipe Size	NB/DN	Outer Diameter	Rod Size	Height	Length	Width
CSBBRP0100EG	404477	1"	25	33.4 mm	M10, M12	169.4 mm	41.4 mm	22.2 mm
CSBBRP0125EG	404478	1 1/4"	32	42.2 mm	M10, M12	192.0 mm	50.0 mm	22.2 mm
CSBBRP0150EG	404479	1 1/2"	40	48.3 mm	M10, M12	208.4 mm	56.1 mm	22.2 mm
CSBBRP0200EG	404480	2"	50	60.3 mm	M10, M12	240.0 mm	68.3 mm	22.2 mm

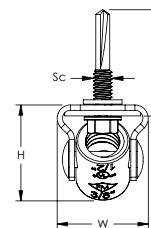
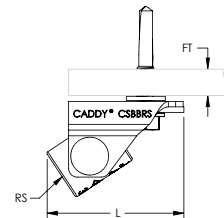
Seismic Bracing Systems

BRANCH LINE RESTRAINT SYSTEM

BRANCH LINE RESTRAINT STRUCTURE ATTACHMENT TO STEEL

FEATURE

- Swivel barrel nut accepts 3/8" or 1/2" (M10 or M12) threaded rod
- Attaches to steel members with self-drilling/tapping screw



Material: Steel
Finish: Electrogalvanized



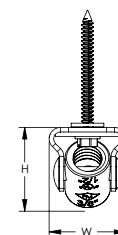
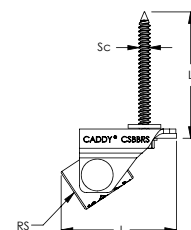
Part Number	Article Number	Rod Size	Flange Thickness	Height	Length	Width	Screw Diameter	Screw Length
CSBBRS1MEG	402239	M10, M12	2.7 – 12.7 mm	28.2 mm	40.4 mm	26.9 mm	#12	32 mm

Branch line structural attachments are for restraint only and not for the hanging of fire sprinkler piping.

BRANCH LINE RESTRAINT STRUCTURE ATTACHMENT TO WOOD/CONCRETE

FEATURE

- Swivel barrel nut accepts 3/8" or 1/2" (M10 or M12) threaded rod
- Attaches to wood or concrete where cracked concrete approval is not needed



Material: Steel
Finish: Electrogalvanized



Part Number	Article Number	Rod Size	Height	Length	Width	Screw Diameter	Screw Length	Drill Bit Diameter
CSBBRS2MEG	402240	M10, M12	28.2 mm	40.4 mm	26.9 mm	1/4"	44.5 mm	5 mm

Branch line structural attachments are for restraint only and not for the hanging of fire sprinkler piping. Recommended drill bit is Powers Fasteners, Inc. part number 2785SD.

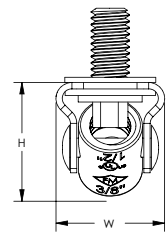
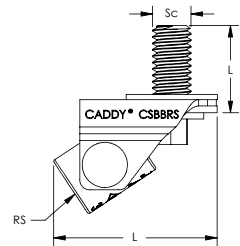
Seismic Bracing Systems

BRANCH LINE RESTRAINT SYSTEM

BRANCH LINE RESTRAINT STRUCTURE ATTACHMENT TO THREADED HOLE

FEATURE

- Swivel barrel nut accepts 3/8" or 1/2" (M10 or M12) threaded rod
- Attaches to concrete anchors or structural attachments with female threads
- Can be used for bolting through steel



Material: Steel
Finish: Electrogalvanized



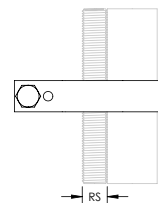
Part Number	Article Number	Rod Size	Height	Length	Width	Screw Diameter	Screw Length
CSBBS3MEG	402241	M10, M12	28.2 mm	40.4 mm	26.9 mm	M10	19 mm

Branch line structural attachments are for restraint only and not for the hanging of fire sprinkler piping.

PIPE ROD STIFFENER

FEATURE

- For use with Schedule 40 or Schedule 10 pipe
- Secures pipe to threaded rod for stiffening



Material: Steel
Finish: Electrogalvanized

Part Number	Article Number	Brace Pipe Size	Brace NB/DN	Rod Size
CSBRS1	402207	1"	25 mm	M10, M12, M16

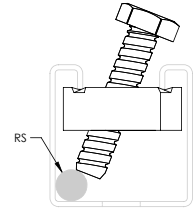

Seismic Bracing Systems

ROD STIFFENERS

STRUT ROD STIFFENER

FEATURE

- Secures strut channel to threaded rod for stiffening



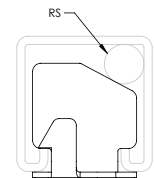
Material: Steel
Finish: Electrogalvanized

Part Number	Article Number	Strut Type	Rod Size
CSBRS37EG	404467	A (41 x 41 mm)	M10, M12, M16, M20

NVENT CADDY QUICK CLIP ROD STIFFENER

FEATURE


- Secures strut channel to threaded rod for stiffening
- One hand, snap-in place installation
- No tools or bolt tightening required



Material: Stainless Steel 316 (EN 1.4401)

Part Number	Article Number	Strut Type	Rod Size
CSBRS2	404538	A (41 x 41 mm)	M10
CSBRS3	404539	A (41 x 41 mm)	M12

11. Metal Framing



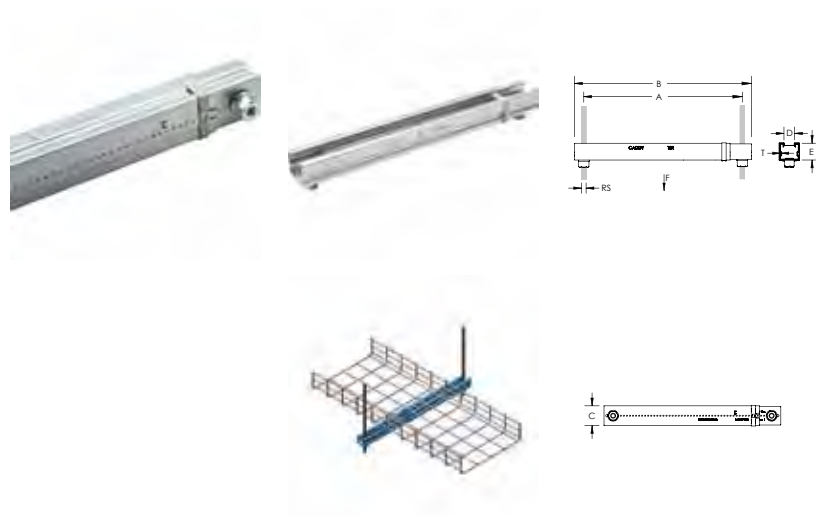
Metal Framing

TELESCOPING SUPPORT BRACKETS

TELESCOPING STRUT REPLACEMENT

FEATURE

- Captive threaded nuts enable fastening to threaded rod supports without loose parts
- Telescopes to the desired length and is locked in place by snapping closed a spring retainer clip
- Standard strut profile runs the entire length of the part, allowing most standard fittings to be placed anywhere between the rods
- Integrated ruler displays space between hanger rods in inches and centimeters
- Supports up to seven 2" (50 DN) conduits, six 2" (50 DN) water filled pipes at 10' (3 m) spacing, or up to 18" (450 mm) cable tray
- Conduit can be supported on the top and bottom, eliminating the need for double sided strut
- Conduit and pipe can be placed directly on the strut profile, saving vertical space in buildings with limited room for installation



Material: Steel
Finish: Pregalvanized

Part Number	Article Number	Rod Size	Thickness	A	B	C	D	E	Static Load 1	Static Load 2
TSR3050M10	366592	M10	1 mm	318 – 508 mm	356 – 546 mm	41 mm	22.2 mm	35 mm	1,330 N	880 N
TSR3050M8	366591	M8	1 mm	318 – 508 mm	356 – 546 mm	41 mm	22.2 mm	35 mm	1,330 N	880 N

Static Load 1 represents a distributed load for 12" - 20" (300 - 500 mm) installations and a point load for 12" - 16" (300 - 400 mm) installations. Static Load 2 represents a point load for 16" - 20" (400 - 500 mm) installations.


Metal Framing

TELESCOPING SUPPORT BRACKETS

TELESCOPING STRUT REPLACEMENT, NO NUT

FEATURE

- Can be attached directly to a wall for wall-mounted applications
- Telescopes to the desired length and is locked in place by snapping closed a spring retainer clip
- Standard strut profile runs the entire length of the part, allowing most standard fittings to be placed anywhere between the rods
- Integrated ruler displays space between hanger rods in inches and centimeters
- Supports up to seven 2" (50 DN) conduits, six 2" (50 DN) water filled pipes at 10' spacing, or up to 18" (450 mm) cable tray
- Conduit can be supported on the top and bottom, eliminating the need for double sided strut
- Conduit and pipe can be placed directly on the strut profile, saving vertical space in buildings with limited room for installation



Material: Steel
Finish: Pregalvanized

Part Number	Article Number	Hole Size 1	Hole Size 2	Thickness	A	B	C	D	E	Static Load 1
TSR1220N	366593	13.7 mm	4.8 mm	1 mm	318 – 508 mm	356 – 546 mm	41 mm	22.2 mm	35 mm	1,330 N

Static Load 1 represents a distributed load for 12" - 20" (300 - 500 mm) installations and a point load for 12" - 16" (300 - 400 mm) installations. Static Load 2 represents a point load for 16" - 20" (400 - 500 mm) installations.

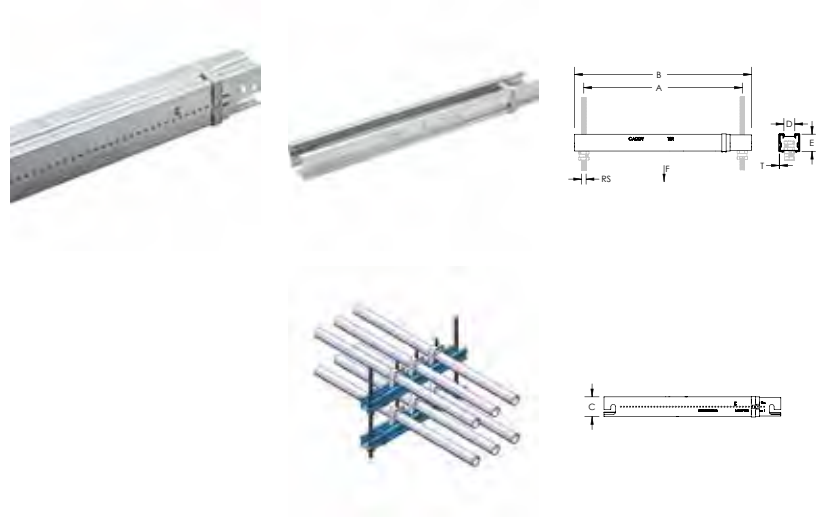
Metal Framing

TELESCOPING SUPPORT BRACKETS

TELESCOPING STRUT REPLACEMENT, RETROFIT

FEATURE

- Slotted ends allow the bracket to be installed with four nVent CADDY SN Nuts on threaded rod above an existing trapeze, saving contractor time and limiting building downtime
- Telescopes to the desired length and is locked in place by snapping closed a spring retainer clip
- Standard strut profile runs the entire length of the part, allowing most standard fittings to be placed anywhere between the rods
- Integrated ruler displays space between hanger rods in inches and centimeters
- Supports up to seven 2" (50 DN) conduits, six 2" (50 DN) water filled pipes at 10' (3 m) spacing, or up to 18" (450 mm) cable tray
- Conduit can be supported on the top and bottom, eliminating the need for double sided strut
- Conduit and pipe can be placed directly on the strut profile, saving vertical space in buildings with limited room for installation



Material: Steel
Finish: Pregalvanized

Part Number	Article Number	Rod Size	Thickness	A	B	C	D	E	Static Load 1	Static Load 2
TSR1220R	366594	M10	1 mm	318 – 508 mm	356 – 546 mm	41 mm	22.2 mm	35 mm	1,330 N	880 N

Static Load 1 represents a distributed load for 12" - 20" (300 - 500 mm) installations and a point load for 12" - 16" (300 - 400 mm) installations. Static Load 2 represents a point load for 16" - 20" (400 - 500 mm) installations.

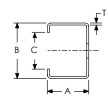
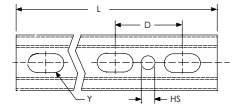

Metal Framing

C-CHANNEL SYSTEM

C-CHANNEL TYPE E0L, PERFORATED

FEATURE

- Perforated, cold rolled



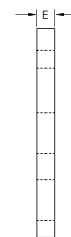
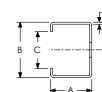
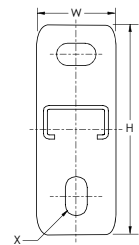
Material: Steel
Finish: Pregalvanized

Part Number	Article Number	Length	A	B	C	D	Y	Thickness	Hole Size
E0L13H2000PG	599996	1,980 mm	18 mm	27 mm	15.5 mm	60 mm	8.5 x 20 mm	1.25 mm	10.5 mm

CANTILEVER ARM WITH E0L CHANNEL

FEATURE

- Perforated, cold rolled
- Slotted backplate



Material: Steel
Finish: Electrogalvanized

Part Number	Article Number	Length
CE0L13H0300EG	599880	300 mm

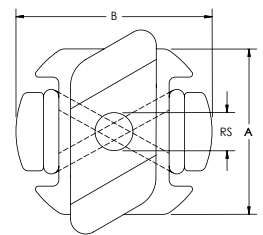
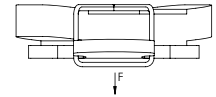
Metal Framing

C-CHANNEL SYSTEM

C-FIX NUT/WASHER

FEATURE

- C-Fix quick fit channel nut
- Suitable for C-Profiles 0-4



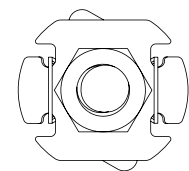
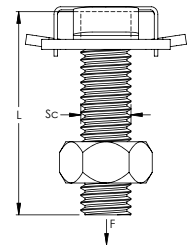
Material: Steel
Finish: Electrogalvanized

Part Number	Article Number	Rod Size	A	B	Static Load
CFIXM10	584520	M10	27 mm	32 mm	300 N
CFIXM6	584500	M6	27 mm	32 mm	300 N
CFIXM8	584510	M8	27 mm	32 mm	300 N

C-FIX M T-BOLT

FEATURE

- C-Fix quick fit T-bolt
- Suitable for C-Profiles 0-4



Material: Steel
Finish: Electrogalvanized

Part Number	Article Number	Screw Diameter	Screw Length	Static Load
CFIXM10040	584560	M10	40 mm	300 N
CFIXM8030	584530	M8	30 mm	300 N

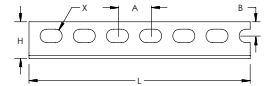
Metal Framing

SLOTTED FRAMING ANGLE

EA SLOTTED FRAMING ANGLE, EQUAL LEG

FEATURE

- Cold formed, slotted
- Slotted angle bracket for light-medium applications
- For efficiently constructing fire pipe or HVAC ducting routes



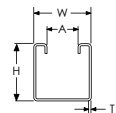
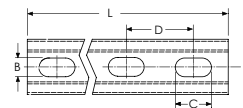

Material: Steel
Finish: Electrogalvanized

Part Number	Length	Height	Width	Thickness	A	B	X
EA3030	3,000 mm	30 mm	30 mm	2.5 mm	27 mm	11.5 mm	11 x 18 mm
EA5050	3,000 mm	50 mm	50 mm	4.7 mm	50 mm	19.5 mm	14 x 30 mm

STRUT CHANNEL TYPE A, SLOTTED

FEATURE

- Cold formed channel, slotted
- Strut channels for heavy applications
- For individual fastening or for efficiently constructing pipe or tube routes



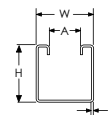

Part Number	Article Number	Length	Height	Width	Thickness	A	B	C	D
Stainless Steel 316 (EN 1.4401)									
A25H6000S6	310326	6,000 mm	41 mm	41 mm	2.5 mm	22.3 mm	14 mm	27 mm	50 mm
Steel Hot-Dip Galvanized									
ES1000T		3,000 mm	41 mm	41 mm	2.5 mm	22.3 mm	14 mm	30 mm	50 mm
ES4141SLOTX6		6,000 mm	41 mm	41 mm	2.5 mm	22.3 mm	14 mm	30 mm	50 mm

Metal Framing

NVENT CADDY ERISTRUT STRUT CHANNEL SYSTEM

STRUT CHANNEL TYPE A, SOLID

FEATURE



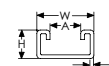
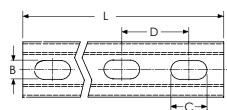

Material: Steel
Finish: Hot-Dip Galvanized

Part Number	Length	Height	Width	Thickness	A
ES1000	3,000 mm	41 mm	41 mm	2.5 mm	22.3 mm
ES4141PLX6	6,000 mm	41 mm	41 mm	2.5 mm	22.3 mm

STRUT CHANNEL TYPE C, SLOTTED

FEATURE

- Cold formed channel, slotted
- Strut channels for medium to heavy applications
- For individual fastening or for efficiently constructing pipe or tube routes



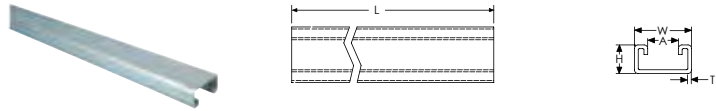
Part Number	Article Number	Length	Height	Width	Thickness	A	B	C	D
Stainless Steel 316 (EN 1.4401)									
C25H6000S6	310265	6,000 mm	21 mm	41 mm	2.5 mm	22.3 mm	14 mm	27 mm	50 mm
Steel									
Hot-Dip Galvanized									
ES3300T		3,000 mm	21 mm	41 mm	2.5 mm	22.3 mm	14 mm	30 mm	50 mm
ES4121SLOTX6		6,000 mm	21 mm	41 mm	2.5 mm	22.3 mm	14 mm	30 mm	50 mm

Metal Framing

NVENT CADDY ERISTRUT STRUT CHANNEL SYSTEM

STRUT CHANNEL TYPE C, SOLID

FEATURE




Material: Steel
Finish: Hot-Dip Galvanized

Part Number	Length	Height	Width	Thickness	A
ES3300	3,000 mm	21 mm	41 mm	2.5 mm	22.3 mm
ES4121PLX6	6,000 mm	21 mm	41 mm	2.5 mm	22.3 mm

ADK STRUT END CAP

FEATURE

- Fits into ERISTRUT Type A channel
- When separated, provides two end caps for ERISTRUT Type C channel



Material: Polyethylene

Part Number	Article Number	Color	Strut Type	Height	Width	A	B	Thickness
ADK421	313305	Blue	A (41 x 41 mm), C (21 x 41 mm)	41.2 mm	41.2 mm	20.6 mm	8.5 mm	11.5 mm

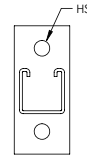
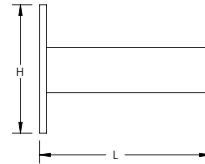

Metal Framing

NVENT CADDY ERISTRUT STRUT CHANNEL SYSTEM

STRUT CANTILEVER ARM TYPE A, PLAIN

FEATURE

- Welded on flat mounting plate



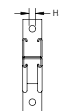
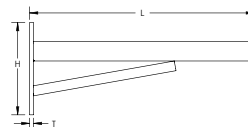
Material: Steel
Finish: Hot-Dip Galvanized

Part Number	Article Number	Length	Height	Hole Size
KH10C	311350	150 mm	125 mm	14 mm
KH115C		350 mm	125 mm	14 mm
KH11C		300 mm	125 mm	14 mm
KH12C		450 mm	125 mm	14 mm
KH13C		600 mm	125 mm	14 mm
KH14C		750 mm	125 mm	14 mm
KH15C		400 mm	125 mm	14 mm
KH16C		550 mm	125 mm	14 mm
KH5C		200 mm	125 mm	14 mm
KH6C		250 mm	125 mm	14 mm
KH8C		650 mm	125 mm	14 mm
KH9C		700 mm	125 mm	14 mm

STRUT CANTILEVER ARM TYPE A, PLAIN WITH BRACE

FEATURE

- Braced version
- A type channel on top, C type channel as brace
- Perforated backplate
- Strut bracket that attaches to strut
- Fits all standard strut depths



Material: Steel
Finish: Hot-Dip Galvanized

Part Number	Hole Size	Length	Height	Thickness
ECB150	14 mm	320 mm	195 mm	8 mm
ECB300	14 mm	470 mm	195 mm	8 mm
ECB450	14 mm	635 mm	245 mm	8 mm
ECB600	14 mm	780 mm	245 mm	8 mm

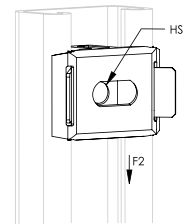
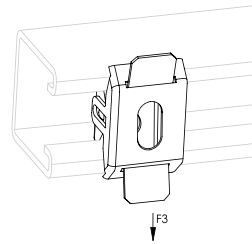
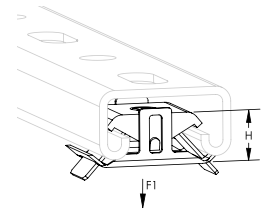

Metal Framing

NVENT CADDY ERISTRUT STRUT CHANNEL SYSTEM

NVENT CADDY SLICK NUT

FEATURE

- Provides fast universal attachment of threaded rod and hardware to standard strut profiles



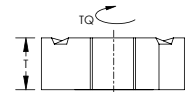
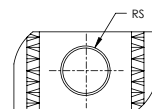
Material: Spring Steel
Finish: nVent CADDY Armour

Part Number	Article Number	Hole Size	Hole Type	Height	Torque	Static Load 1	Static Load 2	Static Load 3
SLICKM10	174350	M10	Threaded	17 mm	14 N-m	2,700 N	450 N	1,100 N
SLICKM12	174550	M12	Threaded	17 mm	14 N-m	2,700 N	450 N	1,100 N
SLICKM8	174340	M8	Threaded	17 mm	8 N-m	2,700 N	450 N	1,100 N

Indicated loads are independent of the threaded stud or rod. Indicated loads are applicable on 14 GA and 12 GA (2 mm and 2.5 mm) strut channels only.

STRUT NUT WITHOUT SPRING

FEATURE



Static Load Safety Factor: 3:1

Part Number	Article Number	Rod Size	Thickness	Torque
NUTM10HD	315020	M10	8 mm	55 N-m
NUTM12HD	315030	M12	8 mm	55 N-m
NUTM6HD	315000	M6	6 mm	12 N-m
NUTM8HD	315010	M8	6 mm	28 N-m
NUTM10S6	315160	M10	8 mm	55 N-m
NUTM12S6	315170	M12	8 mm	55 N-m

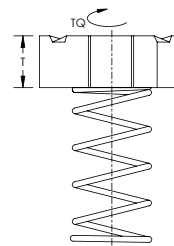
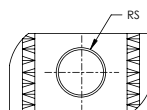
Metal Framing

NVENT CADDY ERISTRUT STRUT CHANNEL SYSTEM

STRUT NUT WITH SPRING, CHANNEL TYPE A

FEATURE

- Used to create metal frames with nVent CADDY Eristrut channels
- Spring allows for easy installation

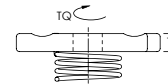
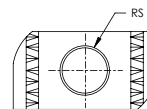


Static Load Safety Factor: 3:1

Part Number	Article Number	Rod Size	Thickness	Torque
SPRAM10HD	315100	M10	8 mm	55 N-m
SPRAM12HD	315110	M12	8 mm	55 N-m
SPRAM6HD	315080	M6	6 mm	12 N-m
SPRAM8HD	315090	M8	6 mm	28 N-m
SPRAM10S6	315120	M10	8 mm	55 N-m
SPRAM12S6	315200	M12	8 mm	55 N-m

STRUT NUT WITH SPRING, CHANNEL TYPE C

FEATURE



Material: Steel
 Finish: Hot-Dip Galvanized
 Static Load Safety Factor: 3:1

Part Number	Article Number	Rod Size	Thickness	Torque
SPRCM10HD	315060	M10	8 mm	55 N-m
SPRCM12HD	315070	M12	8 mm	55 N-m
SPRCM6HD	315040	M6	6 mm	12 N-m
SPRCM8HD	315050	M8	6 mm	28 N-m

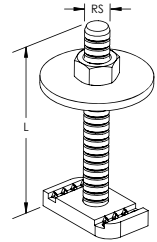
Metal Framing

NVENT CADDY ERISTRUT STRUT CHANNEL SYSTEM

STRUT T-BOLT

FEATURE

- Pre-mounted with large washer and nut



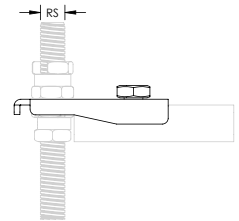
Material: Steel
Finish: Electrogalvanized

Part Number	Article Number	Rod Size	Length
TMN08040EG	590080	M8	40 mm
TMN10040EG	590090	M10	40 mm

STRUT TRAPEZE ATTACHMENT PLATE

FEATURE

- Creates fast install trapeze brackets
- Includes hex bolt and strut nut



Material: Steel
Finish: Electrogalvanized

Part Number	Article Number	Rod Size
ISSP	190800	M6, M8, M10

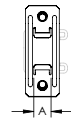
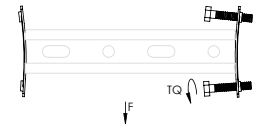
Metal Framing

NVENT CADDY ERISTRUT STRUT CHANNEL SYSTEM

INC8 INTERNAL STRUT BEAM CLAMP

FEATURE

- Mounts strut within beams



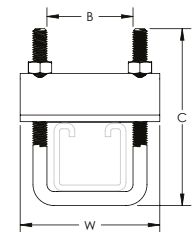
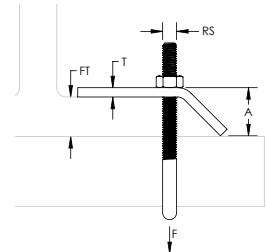
Material: Spring Steel
Finish: nVent CADDY Armour

Part Number	Article Number	Strut Type	A	Screw Diameter	Screw Length	Torque	Static Load	Standard Packaging Quantity
INC8	336290	A (41 x 41 mm), C (21 x 41 mm)	13 mm	M8	25 mm	6 N-m	450 N	100 pc

STRUT BEAM CLAMP WITH U-BOLT

FEATURE

- Complete with U-bolt and nuts
- Requires installation in pairs



Material: Steel
Finish: Hot-Dip Galvanized

Part Number	Article Number	Strut Type	Rod Size	Flange Thickness	Width	Thickness	A	B	C	Static Load
ZTA601HD	387701	A (41 x 41 mm), C (21 x 41 mm), CC (41 x 41 mm)	M10	18 mm Max	80 mm	6 mm	24 mm	45 mm	95 mm	5,000 N
ZTA602HD	388006	A (41 x 41 mm), AA (83 x 41 mm), D (62 x 41 mm), E (83 x 41 mm)	M10	18 mm Max	80 mm	6 mm	24 mm	45 mm	140 mm	5,000 N

Static Load is based on one pair of Strut Beam Clamps.

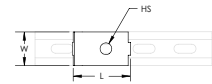
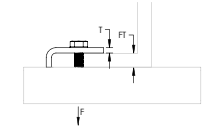

Metal Framing

NVENT CADDY ERISTRUT STRUT CHANNEL SYSTEM

STRUT BEAM CLIP

FEATURE

- Beam Clip for clamping the open side of strut to a beam
- Suitable for all strut channels
- Requires installation in pairs
- Structural attachment to beams to support nVent CADDY Eristrut



Material: Steel
Finish: Hot-Dip Galvanized

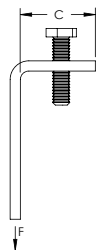
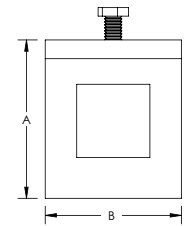

Part Number	Article Number	Flange Thickness	Hole Size	Length	Thickness	Width	Static Load	Screw Included
ZTA605	388080	16 mm Max	13 mm	49 mm	6 mm	40 mm	2,040 N	No

Indicated loads are based on installation with 1/2" (M12) hardware and strut channel type A.

STRUT BEAM CLAMP WITH BOLT, WINDOW SHAPE

FEATURE

- Complete with bolt
- Requires installation in pairs



Material: Steel
Finish: Hot-Dip Galvanized

Part Number	Article Number	Strut Type	A	B	C	Static Load
ZZ704HDEG	313870	A (41 x 41 mm)	101 mm	90 mm	45 mm	3,290 N

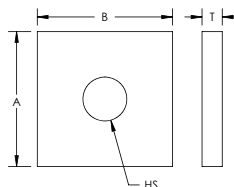

Metal Framing

NVENT CADDY ERISTRUT STRUT CHANNEL SYSTEM

SQUARE CHANNEL WASHER

FEATURE

- Use to secure objects to nVent CADDY Eristrut channels

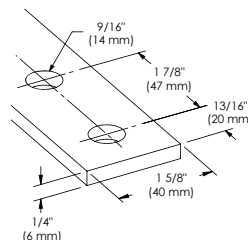
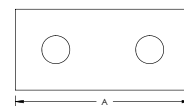


Material: Steel
Finish: Hot-Dip Galvanized

Part Number	Article Number	Hole Size	A	B	Thickness	Screw Included
ZEA100	387500	13 mm	40 mm	40 mm	6 mm	No

TWO HOLE FLAT BRACKET

FEATURE



Material: Steel
Finish: Hot-Dip Galvanized

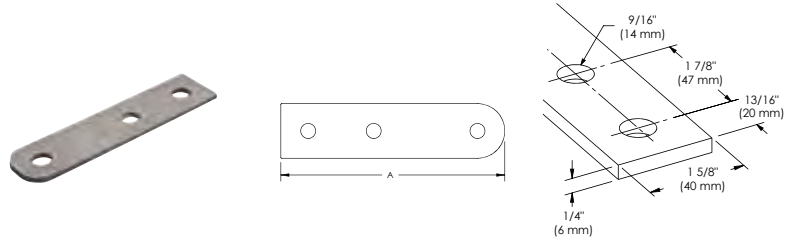
Part Number	Article Number	A	Screw Included
ZEA102	387520	83 mm	No

Metal Framing

nVENT CADDY ERISTRUT STRUT CHANNEL SYSTEM

THREE HOLE FLAT ADJUSTABLE SWIVEL BRACKET

FEATURE



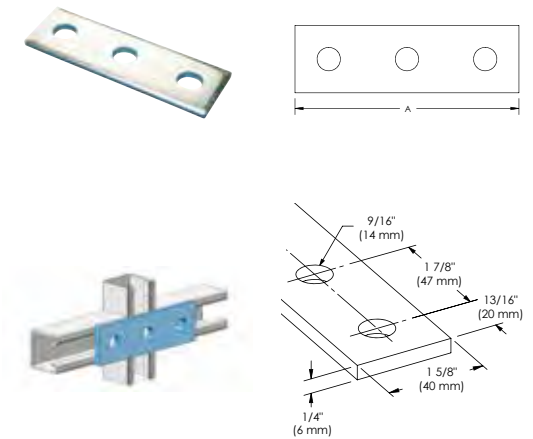
Material: Steel
Finish: Hot-Dip Galvanized

Part Number	Article Number	A
ZEA106	387560	164 mm

THREE HOLE FLAT BRACKET

FEATURE

- Used to create metal frames with nVent CADDY Eristrut channels



Material: Steel
Finish: Hot-Dip Galvanized

Part Number	Article Number	A
ZEA103	387530	136 mm

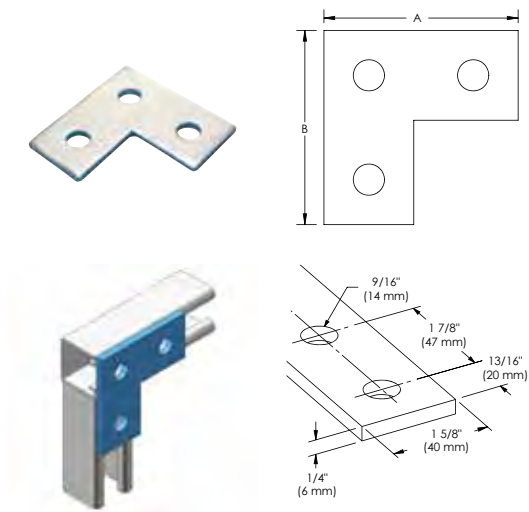
Metal Framing

nVENT CADDY ERISTRUT STRUT CHANNEL SYSTEM

THREE HOLE FLAT CORNER BRACKET

FEATURE

- Used to create metal frames with nVent CADDY Eristrut channels



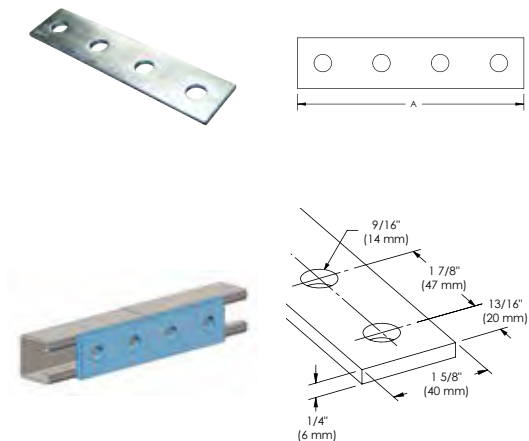
Material: Steel
Finish: Hot-Dip Galvanized

Part Number	Article Number	A	B	Screw Included
ZEA107	387570	85 mm	85 mm	No

FOUR HOLE FLAT BRACKET

FEATURE

- Used to create metal frames with nVent CADDY Eristrut channels



Material: Steel
Finish: Hot-Dip Galvanized

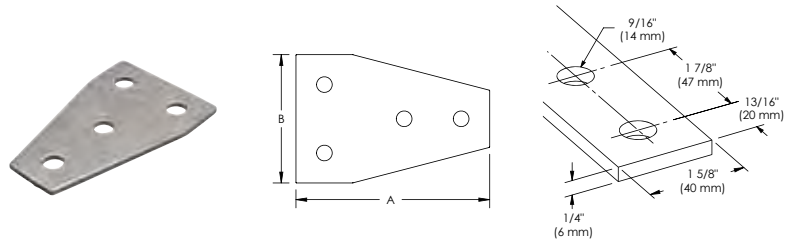
Part Number	Article Number	A	Screw Included
ZEA104	387540	168 mm	No

Metal Framing

nVENT CADDY ERISTRUT STRUT CHANNEL SYSTEM

FOUR HOLE FLAT GUSSET TEE BRACKET

FEATURE



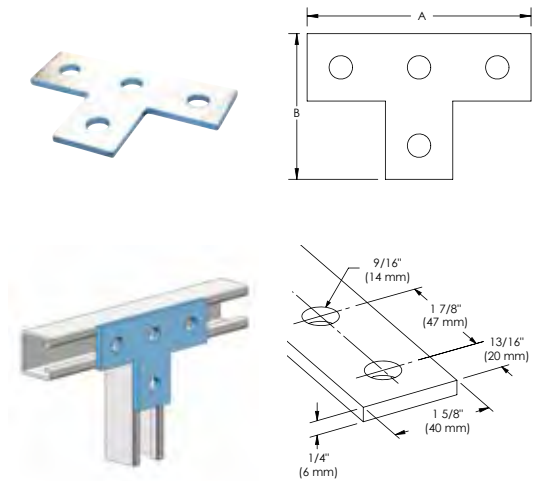
Material: Steel
Finish: Hot-Dip Galvanized

Part Number	Article Number	A	B
ZEA110	387450	132 mm	90 mm

FOUR HOLE FLAT TEE PLATE

FEATURE

- Used to create metal frames with nVent CADDY Eristrut channels



Material: Steel
Finish: Hot-Dip Galvanized

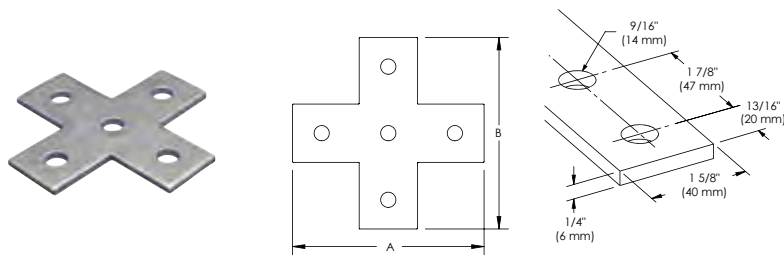
Part Number	Article Number	A	B	Screw Included
ZEA108	387580	138 mm	90 mm	No

Metal Framing

nVENT CADDY ERISTRUT STRUT CHANNEL SYSTEM

FIVE HOLE FLAT CROSS BRACKET

FEATURE



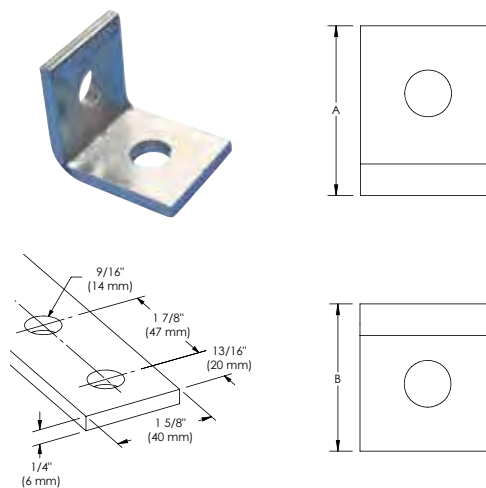
Material: Steel
Finish: Hot-Dip Galvanized

Part Number	Article Number	A	B
ZEA109	387590	138 mm	138 mm

1-1 HOLE ANGLE BRACKET

FEATURE

- Used to create metal frames with nVent CADDY Eristrut channels



Material: Steel
Finish: Hot-Dip Galvanized

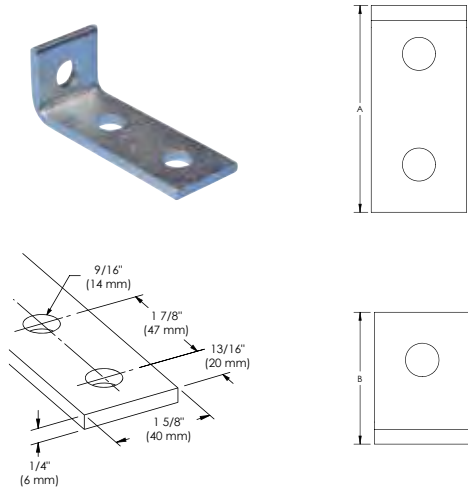
Part Number	Article Number	A	B	Screw Included	Screw Diameter	Screw Length
ZW200	313330	50 mm	48 mm	Yes	M10	25 mm
ZWA200	387600	50 mm	48 mm	No		

Metal Framing

nVENT CADDY ERISTRUT STRUT CHANNEL SYSTEM

1-2 HOLE CORNER ANGLE BRACKET

FEATURE

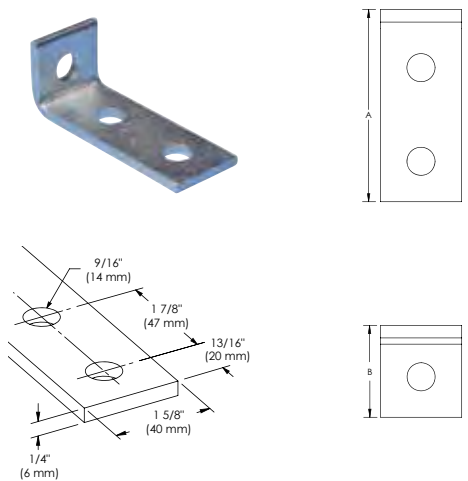


Material: Steel
Finish: Hot-Dip Galvanized

Part Number	Article Number	A	B
ZWA203	387630	99 mm	47 mm

1-2 HOLE CORNER SHORT ANGLE BRACKET

FEATURE



Material: Steel
Finish: Hot-Dip Galvanized

Part Number	Article Number	A	B	Screw Included
ZWA202	387620	103 mm	42 mm	No

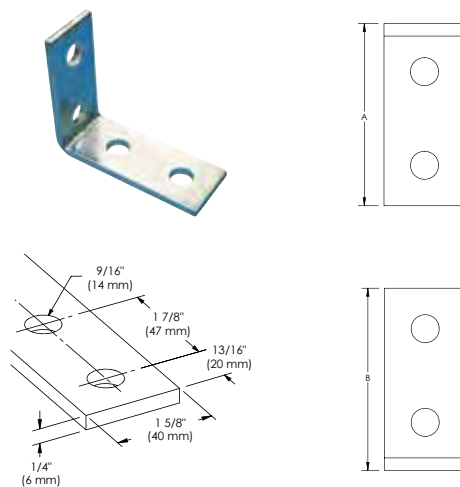
Metal Framing

NVENT CADDY ERISTRUT STRUT CHANNEL SYSTEM

2-2 HOLE CORNER ANGLE BRACKET

FEATURE

- Used to create metal frames with nVent CADDY Eristrut channels

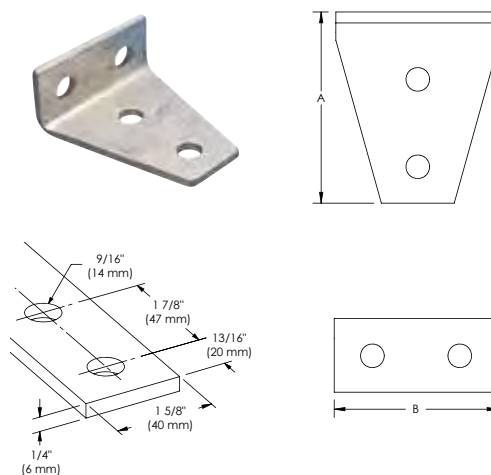


Material: Steel
Finish: Hot-Dip Galvanized

Part Number	Article Number	A	B	Screw Included
ZWA205	387650	102 mm	86 mm	No

2-2 HOLE CORNER 90° ANGLE BRACKET

FEATURE



Material: Steel
Finish: Hot-Dip Galvanized

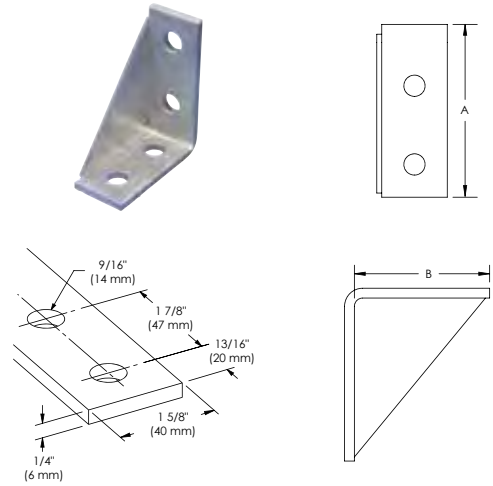
Part Number	Article Number	A	B
ZWA209	387690	105 mm	90 mm

Metal Framing

nVENT CADDY ERISTRUT STRUT CHANNEL SYSTEM

2-2 HOLE CORNER GUSSET

FEATURE

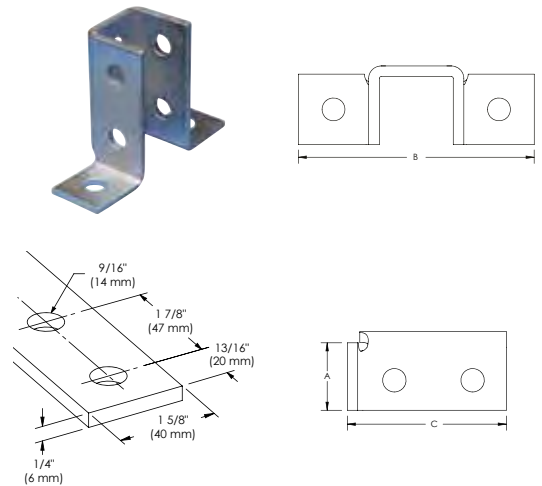


Material: Steel
 Finish: Hot-Dip Galvanized
 Orientation: Right Hand

Part Number	Article Number	A	B	Screw Included
ZWA207	387670	106 mm	89 mm	No

EIGHT HOLE DOUBLE CORNER CONNECTOR, 3-WAY

FEATURE



Material: Steel
 Finish: Hot-Dip Galvanized

Part Number	Article Number	A	B	C	Screw Included
ZZA702	387720	43 mm	140 mm	102 mm	No


Metal Framing

nVENT CADDY ERISTRUT STRUT CHANNEL SYSTEM

45° POST BASE FOR STRUT TYPE A

FEATURE

- Post base to create metal frames for attachment to nVent CADDY Eristrut or nVent CADDY Pyramid

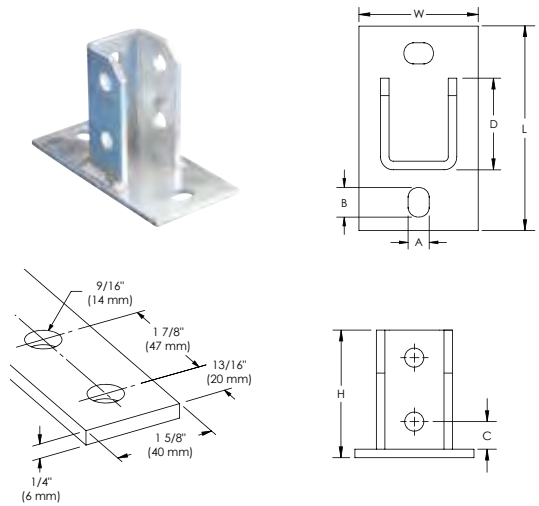


Material: Steel
Finish: Hot-Dip Galvanized

Part Number	A	B	C	Hole Size
P110000HD	152.4 mm	152.4 mm	88.9 mm	19.1 mm

RECTANGULAR POST BASE PLATE

FEATURE



Material: Steel
Finish: Hot-Dip Galvanized

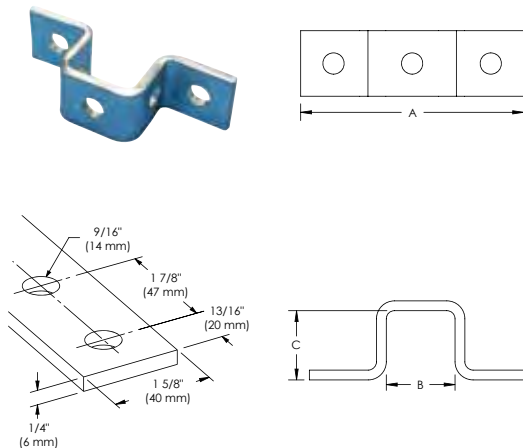
Part Number	Article Number	Height	Length	Width	A	B	C	D
ZGA512	313828	100 mm	160 mm	80 mm	14 mm	20 mm	32 mm	51 mm

Metal Framing

nVENT CADDY ERISTRUT STRUT CHANNEL SYSTEM

U-SHAPED BRACKET FOR STRUT TYPE A

FEATURE

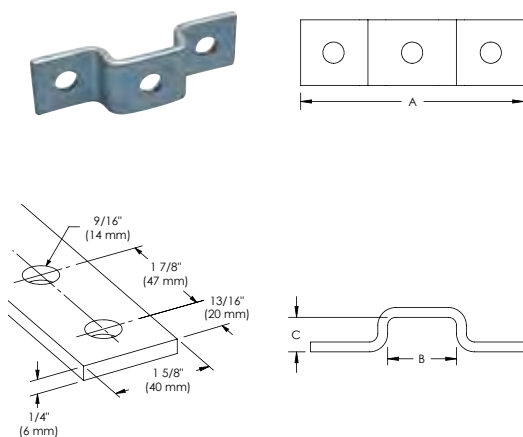


Material: Steel
Finish: Hot-Dip Galvanized

Part Number	Article Number	A	B	C	Screw Included
ZUA400	387750	136 mm	42 mm	41 mm	No

U-SHAPED BRACKET FOR STRUT TYPE C

FEATURE



Material: Steel
Finish: Hot-Dip Galvanized

Part Number	Article Number	A	B	C
ZUA401	387760	136 mm	42 mm	21 mm

12. Technical Information

Static load limit values specify maximum allowable installed loads for user application.

Load ratings are only valid within +5 to + 35°C unless otherwise specified in this catalogue.

All loads should be applied VERTICALLY to the normal fixing product installation except as may be indicated otherwise in diagrams. If no direction is indicated or a zero load rating is given, the product is to be used for positioning purposes only.

A load rating in this catalogue is only applicable if the load-bearing capacity of the supporting element (purlin, angle beam, flange, bar, etc.) is adequate.

Any repositioning, deformation, or cracking of the supporting element should be a warning that the load bearing capacity of the element is exceeded. In such situations, take preventive measures: consult a structural engineer, or consult nVent for advice.

A standard 4:1 Safety Factor is used unless otherwise noted.

NOTE: 1kg = 10N

MATERIALS – PLASTICS AND RUBBERS

Plastics versus thermosets

- Thermoplastics will melt and flow when heated.
- Thermosets have undergone an irreversible chemical reaction and additional heat will not melt them further.

Polyethylene (PE)

Polyethylene is a tough, light, flexible synthetic resin and is the most common thermoplastic. Many different grades exist with a broad range of physical properties.

Polypropylene (PP)

Polypropylene is a thermoplastic that is light, rugged and resistant to many chemical solvents, bases and acids. It is typically tough and flexible.

Polyvinyl Chloride (PVC)

Polyvinyl chloride (abbreviated PVC), is a thermoplastic made from a tough, chemically resistant synthetic resin. Unplasticized PVC is stiff and strong, but can be made softer and more flexible by the addition of plasticizers.

EPDM Rubber

EPDM (Ethylene Propylene Diene Monomer) is a thermoset elastomer that is inherently resistant to ozone, water and weather, and characterized by a wide range of applications.

SBR Rubber

SBR (Styrene Butadiene Rubber) is the most common type of synthetic rubber. This thermoset has good abrasion resistance, flexibility, and aging stability when protected by additives.

Nylon

Nylon is part of a family of thermoplastics known generically as polyamides. It is generally characterized by its durability, high elongation and excellent abrasion resistance.

Polyamide

See nylon

Xenoy

Xenoy is a thermoplastic blend that offers good chemical resistance, great impact resistance (even at low temperatures), and some heat resistance in conditions that require a high degree of toughness.

Polyisocyanurate (PIR)

Polyisocyanurate (also called PIR, polyiso, or ISO) is a cellular, thermoset that is typically produced as a foam and used in rigid thermal insulation. As a result of its excellent thermal insulating efficiency, polyiso foam has become the standard for low temperature insulation applications.

Silicone Rubber

Silicone rubber is an elastomer (rubber-like material) composed of silicone—itsself a polymer—containing silicon together with carbon, hydrogen, and oxygen.

Silicone rubber is generally non-reactive, stable, and resistant to extreme environments and temperatures from <-40 °C to >220 °C while still maintaining its useful properties

Technical Information

MATERIALS – METALS

Steel

Steel is an alloy of iron and other elements, the most common being carbon. Varying the amount of alloying elements and the form of their presence in the steel controls qualities such as the hardness, ductility, tensile strength and corrosion resistance of the resulting steel.

Spring Steel

Spring steel is an alloy of iron and carbon. Spring steel alloys can be easily formed into complex shapes, and then heat-treated to greatly increase strength.

nVent CADDY spring steel fasteners are heat treated in modern shaker hearth furnaces. Parts are conveyed directly from a high temperature furnace to a quench tank, through a cleaning cycle and into a tempering furnace. Precision controls maintain heat treat operations within established limits developed for nVent CADDY fasteners.

Stainless Spring Steel 301

A highly ductile steel used on formed products that hardens rapidly during mechanical working. Stainless 301 has better wear resistance and fatigue strength than Stainless 304 or standard Spring Steel.

- Stainless 301 is not suitable for use in swimming pools

Stainless Steel

Stainless Steel is an alloy of iron and carbon that is more resistant to rust, staining and corrosion than regular steel.

Stainless Steel 304

The most familiar stainless steel is Type 304, containing 18-20% chromium and 8-10% nickel.

- Also referred to as 'A2'
- Stainless 304 is not suitable for use in swimming pools

Stainless Steel 316

The second most common stainless steel is 316, also called marine grade stainless, used primarily for its increased resistance to corrosion.

- Also referred to as 'A4'
- Stainless 316 is not suitable for use in swimming pools

Cast Iron

Cast Iron is a commercial alloy of iron, carbon and silicon that is cast in a mold. This results in a product that is hard, brittle, non-malleable and incapable of being hammer-welded but more easily fusible than steel.

***Note:** Spring steel fasteners are for indoor use in non-corrosive environments. Mild steel fasteners can be used outdoors in humid or mildly corrosive environments. Neither Stainless Steel nor Mild Steel fasteners are to be used in certain areas such as over indoor pools, etc.

FINISHES

Painted

Paint is any liquid composition, which after application to a surface in a thin layer, is converted to a solid film. It is most commonly used to protect, color or provide texture to objects.

nVent CADDY Armour

The Armour coating system features bi-metallic corrosion protection with an inorganic basecoat for sacrificial protection and an organic topcoat for barrier protection. The nVent standard for Armour includes at least 1,000 hours resistance against red rust when tested per the ASTM B117 / EN ISO 9227 salt spray tests. Armour is RoHS compliant.

Electro-galvanized (EG)

EN 12329 / ASTM B633

This corrosion protective coating is applied after the fabrication of steel or malleable iron parts and uses an electrolytic plating process that deposits zinc. A second passivation coating of chromate is then applied for additional protection. Zinc electroplate products are recommended for indoor and mildly corrosive applications.

Polyester Powder Coater (PPC)

Polyester thermoset powder coating with a minimum coating thickness of 60 micron. Colour Brown for copper pipe and white for PVC Pipe clips. PPC finish products are generally recommended for indoor use on mildly corrosive environments.

Pre-galvanized Zinc (PG)

EN 10142/10147 / ASTM A653/A653M

Pre-galvanized zinc is produced by continuously rolling steel coils or sheets through molten zinc at the mills. The coils or sheets are slit to size and fabricated by forming, shearing or punching to produce the finished product. During fabrication cut edges are not generally zinc coated; however, the zinc near the uncoated metal becomes a sacrificial anode to protect the bare areas. Pre-galvanized zinc products are generally recommended for indoor use on mildly corrosive environments.

Hot Dip Galvanized Zinc (HD)

EN ISO 1461 / ASTM A123

After a product has finished its fabrication process, it is dipped into a bath of molten zinc. The zinc completely coats all edges and surfaces. Zinc thickness is controlled by the time the part is immersed in the molten zinc bath. Hot dip galvanized zinc products are recommended for indoor, outdoor and mildly corrosive environments.

Black Oxide

ASTM D769

Black oxide or blackening is a conversion coating for ferrous materials, copper and copper based alloys, zinc, powdered metals, and silver solder. It is used to add mild corrosion resistance and for appearance.

Index - Article Number



Index - Article Number

160040	9	173780	9	187580	12
160050	9	173790	9	187590	11
160060	9	173800	9	187600	12
160070	9	173810	9	187610	11
160180	10	173820	9	187620	12
160200	10	173830	9	187630	11
160440	37	173840	9	187640	12
160500	13	173850	9	187650	12
160510	12	174340	137	187660	12
170010	37	174350	137	187670	12
170011	15	174550	137	187680	12
170020	37	176690	9	187690	12
170030	37	176710	18	187700	12
170040	37	178510	13	187710	11
170230	18	178520	13	187720	12
170430	13	178530	13	187730	12
170530	37	178540	13	187750	12
170660	14	179506	70	187760	12
170670	14	179507	70	187770	12
170680	14	179508	70	188080	13
170690	14	179511	70	188090	13
170700	13	179512	70	188480	21
170870	14	179610	37	190800	139
170910	32	179620	37	195853	55
171500	14	179630	37	195854	56
171530	14	179690	9	195856	56
171640	14	181008	25	195860	56
171720	9	181062	24	195861	56
171850	37	181063	24	196002	54
171980	9	181140	8	196003	54
172060	37	181150	8	196047	54
172590	10	181190	8	196508	51
172600	10	181218	25	196509	51
172610	10	181380	8	196510	51
172620	10	181390	8	196511	51
172660	10	187189	20	196513	51
172670	10	187190	20	196530	52
172680	10	187191	20	196531	52
172690	10	187270	33	196537	51
172960	15	187280	33	196538	51
173420	14	187290	33	196539	51
173630	9	187300	33	196540	51
173640	9	187500	12	196542	51
173650	9	187510	11	196561	53
173710	9	187520	12	196563	53
173720	9	187530	12	196600	55
173730	9	187540	12	196701	51
173740	9	187550	11	196702	51
173750	9	187560	12	196703	51
173770	9	187570	11	196705	51

Index - Article Number

196716	52	336280	30	387580	145
196718	53	336290	140	387590	146
196719	53	336300	7	387600	146
196720	53	336310	7	387620	147
196730	55	336320	7	387630	147
196734	52	336322	7	387650	148
196735	52	336330	7	387670	149
196736	52	336340	7	387690	148
196737	52	336350	7	387701	140
279501	70	336360	7	387720	149
279502	70	336400	7	387750	151
279503	70	336410	8	387760	151
279504	70	336420	8	388006	140
279505	70	336422	8	388080	141
310265	134	336430	8	389046	90
310326	133	336440	8	389047	90
311350	136	336450	8	389048	90
313305	135	336460	8	389049	90
313330	146	339000	26	389053	90
313828	150	360420	66	389054	90
313870	141	360422	65	389055	90
315000	137	360425	66	389056	90
315010	137	360426	67	389057	91
315020	137	360427	68	389058	91
315030	137	360428	68	389059	91
315040	138	360460	63	389061	91
315050	138	360461	63	389062	91
315060	138	360462	63	389063	91
315070	138	360463	60	389064	91
315080	138	360464	60	389065	91
315090	138	360466	60	389066	91
315100	138	360469	61	389067	91
315110	138	360475	62	389068	91
315120	138	360478	62	389500	28
315160	137	360484	64	389505	28
315170	137	360485	64	389510	28
315200	138	360495	65	389520	28
336030	29	360496	64	390001	43
336040	29	360497	64	390002	43
336100	6	366591	128	390004	47
336110	6	366592	128	390007	46
336120	6	366593	129	390008	46
336130	6	366594	130	390010	45
336140	6	387450	145	390012	44
336150	6	387500	142	390013	45
336170	7	387520	142	390014	45
336200	6	387530	143	390023	43
336210	6	387540	144	390102	46
336220	6	387560	143	390105	48
336230	6	387570	144	390106	48

Index - Article Number

400063	74	402199	120	404391	112
400064	74	402200	120	404392	112
400065	74	402201	121	404393	112
400066	74	402202	121	404394	112
400067	74	402203	121	404395	112
400068	74	402204	120	404407	109
400069	74	402205	120	404409	109
400070	74	402206	120	404461	122
400071	74	402207	125	404463	108
400072	74	402208	121	404464	108
400073	74	402209	123	404465	108
400074	74	402212	122	404466	108
400075	74	402239	124	404467	126
400076	74	402240	124	404469	115
400077	74	402241	125	404470	115
400078	75	402500	119	404472	115
400079	75	402501	118	404473	115
400080	75	402502	118	404475	115
400081	75	402503	118	404477	123
400082	75	402505	119	404478	123
400083	75	404300	118	404479	123
400084	75	404301	118	404480	123
400085	75	404302	118	404538	126
400086	75	404303	118	404539	126
400087	75	404350	106	574410	36
400088	75	404354	104	574420	36
400089	75	404356	110	574430	36
400090	75	404357	110	577002	80
400091	75	404358	110	577003	80
400092	75	404359	110	577004	80
400093	75	404360	111	577005	80
400094	75	404361	111	577006	80
400095	75	404362	111	577007	80
400096	75	404363	111	577008	80
400097	75	404364	111	577009	80
400098	75	404365	105	577010	80
400099	75	404366	105	577011	80
400100	75	404367	105	577012	80
400101	75	404371	107	577013	80
400697	35	404372	107	577014	80
400700	35	404373	114	577015	80
402190	119	404374	114	577016	80
402191	119	404375	114	577017	80
402192	119	404376	114	577018	80
402193	120	404385	112	577019	80
402194	120	404386	112	577020	80
402195	120	404387	112	577021	80
402196	120	404388	112	577022	80
402197	120	404389	112	577023	80
402198	120	404390	112	577024	80

Index - Article Number

577025	80	586109	77	586511	98
577026	80	586110	77	586512	98
577027	80	586111	77	586513	98
577028	80	586112	77	586514	98
577029	80	586113	77	586515	98
577030	80	586114	77	586516	98
577031	80	586115	77	586517	98
577032	80	586116	77	586518	98
578680	94	586301	73	586519	98
578690	94	586302	73	586520	98
583850	35	586303	73	586521	98
583860	35	586304	73	586522	98
584500	132	586305	73	586523	98
584510	132	586306	73	586524	98
584520	132	586307	73	586525	98
584530	132	586308	73	586526	98
584560	132	586309	73	586527	98
586001	72	586310	73	586528	98
586002	72	586311	73	586601	96
586003	72	586312	73	586602	96
586004	72	586313	73	586603	96
586005	72	586314	73	586604	96
586006	72	586315	73	586605	96
586007	72	586316	73	586606	96
586008	72	586401	78	586607	96
586009	72	586402	78	586608	96
586010	72	586403	78	586609	96
586011	72	586404	78	586610	96
586012	72	586405	78	586611	96
586013	72	586406	78	586612	96
586014	72	586407	78	586613	97
586015	72	586408	78	586614	97
586016	72	586409	78	586615	97
586017	72	586410	78	586616	97
586018	72	586411	78	586617	97
586019	72	586412	78	586618	97
586020	72	586413	78	586619	97
586021	72	586414	78	586620	97
586022	72	586415	78	586621	97
586023	72	586416	78	586622	97
586024	72	586501	97	586623	97
586025	72	586502	98	586624	97
586101	77	586503	98	586625	97
586102	77	586504	98	586626	97
586103	77	586505	98	586627	97
586104	77	586506	98	586628	97
586105	77	586507	98	589350	74
586106	77	586508	98	589890	36
586107	77	586509	98	589895	36
586108	77	586510	98	590080	139

Index - Article Number

590090	139	598501	28	712430	93
592650	34	598502	28	712440	93
592670	34	599880	131	712445	93
592680	34	599996	131	712450	93
593190	36	712030	92	712452	93
593320	35	712033	92	712458	93
595035	76	712035	92	712460	93
595036	76	712040	92	712465	93
595037	76	712045	92	712470	93
595038	76	712050	92	712475	93
595039	76	712060	92	712480	93
595040	76	712065	92	712490	93
595042	76	712070	92	712500	93
595043	76	712080	92	712510	93
595044	76	712085	92	712520	93
595045	76	712090	92	712530	93
595046	76	712100	92	78285679250	26
595047	76	712105	92		
595048	76	712110	92		
595052	79	712115	92		
595053	79	712120	92		
595054	79	712125	92		
595056	79	712130	92		
595057	79	712140	92		
595059	79	712150	92		
595061	79	712160	92		
595062	79	712165	92		
595063	79	712170	92		
595066	79	712180	92		
597590	99	712190	92		
597770	99	712200	93		
597780	98	712210	93		
597790	99	712220	93		
597791	98	712240	93		
597792	98	712270	93		
597805	89	712280	93		
597806	89	712290	93		
597807	89	712330	93		
597808	89	712340	93		
597809	89	712350	93		
597822	88	712360	93		
597823	88	712370	93		
597824	88	712400	93		
597825	88	712403	93		
597826	88	712404	93		
597827	89	712405	93		
597828	89	712420	93		
597829	89	712422	93		
597831	89	712427	93		
597832	89	712428	93		

Index - Part Number



Index- Part Number

2H4	37	24SC1518	11	1090075EG	89	CD3B	8
2H4CT	13	24SC1924	11	1090100EG	89	CD4B	8
2H4ST3	14	24SC2530	11	1090125EG	89	CEOL13H0300EG	131
4G16H	18	32M4SM	9	1090150EG	89	CFIXM6	132
4G16WN	18	32M24SM	9	1090200EG	89	CFIXM8	132
4H24	37	32M58SM	9	A25H6000S6	133	CFIXM10	132
4H24CT	13	32M912SM	9	AB77	33	CFIXM8030	132
4H24CTS1	13	035RS0600EG	30	AB97	33	CFIXM10040	132
4H24S1	37	035RS0800EG	30	AB711	33	CLS25	86
4H24ST3	14	035RS1000EG	30	AB1111	33	CLS32	86
4H58	37	035RS1200EG	30	ADJ025GWIRHDG	84	CLS40	86
4H58CT	13	035RS1400EG	30	ADJ032GWIRHDG	84	CLS50	86
4H58CTS1	13	035RS1600EG	30	ADJ040GWIRHDG	84	CLS65	86
4H58S1	37	035RS1800EG	30	ADJ040PVCHDG	84	CMP8	32
4H58ST3	14	47SC67	12	ADJ040PVCPPC	84	CMP10	32
4H912	37	47SC78	12	ADJ050GWIRHDG	84	CMP12	32
4H912CT	13	47SC89	12	ADJ050PVCHDG	84	CNC15	81
4H912CTS1	13	47SC910	12	ADJ050PVCPPC	84	CNC20	81
4H912S1	37	47SC1011	12	ADJ065GWIRHDG	84	CNC25	81
4H912ST3	14	47SC1214	12	ADJ065PVCHDG	84	CNC32	81
4TI24	38	47SC1518	12	ADJ065PVCPPC	84	CNC40	81
4TI58	38	47SC1924	12	ADJ080GWIRHDG	84	CNC50	81
4TI912	38	47SC2530	12	ADJ080PVCHDG	84	CNC65	81
6M4SM	9	050M63000	34	ADJ100GWIRHDG	85	CNC65M12	81
6M24SM	9	050M103000	34	ADJ100PVCHDG	84	CNC80	81
6M58SM	9	050M123000	34	ADJ100PVCPPC	84	CNC80M12	81
6M912SM	9	515	18	ADJ150GWIRHDG	85	CNC100	81
6mm Thick Angle	109	812M4SM	9	ADJ150PVCHDG	84	CNC100M12	81
6TI24	38	812M24SM	9	ADJ150PVCPPC	84	CNC125	81
6TI58	38	812M58SM	9	ADJ225PVCHDG	84	CNC125M12	81
6TI912	38	812M912SM	9	ADJ225PVCPPC	84	CNC150	81
6Z34CTS	15	812SC67	12	ADJ300PVCHDG	84	CNC150M12	81
12M24SMS1	9	812SC78	12	ADJ300PVCPPC	84	CNM8	7
16M4SM	9	812SC89	12	ADK421	135	CR037EG	7
16M24SM	9	812SC910	12	BARRNOG	20	CR037HD	7
16M58SM	9	812SC1011	12	BC	29	CR037S4	7
16M912SM	9	812SC1214	12	C20HD	6	CR050EG	7
20M4SM	9	812SC1518	12	C20S4	6	CR050HD	7
20M24SM	9	812SC1924	12	C25H6000S6	134	CR050S4	8
20M58SM	9	812SC2530	12	C30HD	6	CR075EG	7
20M912SM	9	30009MM	28	C30S4	6	CR075HD	7
24M4SM	9	30011MM	28	C45HD	6	CR075S4	8
24M24SM	9	30013MM	28	C45S4	6	CR087HD	7
24M58SM	9	30017MM	28	CAM8030	36	CR087S4	8
24M912SM	9	31011MM	28	CAT32HP	24	CR100EG	7
24SC67	11	31013MM	28	CAT32HP4Z34	25	CR100HD	7
24SC78	11	1080075EG	88	CAT32HP6Z34	25	CR100S4	8
24SC89	12	1080100EG	88	CAT48HP	24	CR125EG	7
24SC910	12	1080125EG	88	CD0B	8	CR125HD	7
24SC1011	11	1080150EG	88	CD1B	8	CR125S4	8
24SC1214	11	1080200EG	88	CD2B	8	CR150HD	7

Index- Part Number

CR150S4	8	CSBEZU0200EG	110	CSBRS37EG	126	CSBURC4858	120
CR200HD	7	CSBEZU0250EG	111	CSBSBR50EG	119	CSBURCR12	121
CR200S4	8	CSBEZU0300EG	111	CSBSH00375EG	108	CSBURCR38	121
CRLAM10EG	45	CSBEZU0400EG	111	CSBSH00500EG	108	CSBURCR58	121
CRLBM8EG	43	CSBEZU0500EG	111	CSBSH00625EG	108	CSBUS1	110
CRLBM10EG	43	CSBEZU0600EG	111	CSBSH00750EG	108	CSBUS1PA	108
CRLBM12EG	43	CSBIB075085EG	105	CSBSTU0100EG	112	CSBUS2	110
CRLLM10EG	44	CSBIB075145EG	105	CSBSTU0100xx	113	CSBUS2PA	108
CRLNM8EG	45	CSBIB125180EG	105	CSBSTU0100xx	113	CTC25	87
CRLNM10EG	45	CSBIBSB50EG	118	CSBSTU0125EG	112	CTC32	87
CRLSM10EG	47	CSBIBSN37EG	119	CSBSTU0125xx	113	CTC40	87
CSB2W12URC12L10	122	CSBMA050050EG	107	CSBSTU0125xx	113	CTC50	87
CSB2W12URC12L20	122	CSBMA050050EG	107	CSBSTU0150EG	112	CTC65	87
CSB2W12URC38L10	122	CSBMA050050EG	107	CSBSTU0150xx	113	D1	30
CSB2W12URC38L20	122	CSBMA050075EG	107	CSBSTU0150xx	113	D1M8	30
CSB2W18URC12L10	122	CSBMA050075EG	107	CSBSTU0200EG	112	D1M12	30
CSB2W18URC12L20	122	CSBMA050075EG	107	CSBSTU0200xx	113	E0L13H2000PG	131
CSB2W18URC38L10	122	CSBNPC12	121	CSBSTU0200xx	113	E28	31
CSB2W18URC38L20	122	CSBQG0250EG	116	CSBSTU0250EG	112	E210	31
CSB2W36URC12L10	122	CSBQG0250MEG	116	CSBSTU0250xx	113	E212	31
CSB2W36URC12L20	122	CSBQG0250EG/ CSBQG0250MEG	116	CSBSTU0250xx	113	EA3030	133
CSB2W36URC58L10	122	CSBQG0250MEG	115	CSBSTU0300EG	112	EA5050	133
CSB2W36URC58L20	122	CSBQG0300EG	115	CSBSTU0300xx	113	EBC16M	10
CSB2W48URC12L10	122	CSBQG0300EG	116	CSBSTU0300xx	113	EBC16MSM	10
CSB2W48URC12L20	122	CSBQG0300EG	116	CSBSTU0400EG	112	EBC20M	10
CSB2W48URC58L10	122	CSBQG0400EG	115	CSBSTU0400xx	113	EBC20MSM	10
CSB2W48URC58L20	122	CSBQG0400EG	116	CSBSTU0400xx	113	EBC24M	10
CSB12CBL	119	CSBQG0400EG	116	CSBSTU0500EG	112	EBC24MSM	10
CSB12SBHS	122	CSBQG0600EG	115	CSBSTU0500xx	113	EBC32M	10
CSB12SLVB	120	CSBQG0600EG	116	CSBSTU0500xx	113	EBC32MSM	10
CSB18CBL	119	CSBQG0600EG	116	CSBSTU0600EG	112	EBC812M	10
CSB18SLVB	120	CSBQG0800EG	115	CSBSTU0600xx	113	EBC812MSM	10
CSB36CBL	119	CSBQG0800EG	116	CSBSTU0600xx	113	ECB150	136
CSB36SLVB	120	CSBQG0800EG	116	CSBSTU0800EG	112	ECB300	136
CSB48	122	CSBQIKCL0100EG	114	CSBSTU0800xx	113	ECB450	136
CSB48CBL	120	CSBQIKCL0100EG	114	CSBSTU0800xx	113	ECB600	136
CSB48SLVB	120	CSBQIKCL0100EG	115	CSBSTU1000EG	112	EM24SM	37
CSB3346SB	123	CSBQIKCL0125EG	114	CSBSTU1000xx	113	EM24SM16	37
CSBBARJEG	104	CSBQIKCL0125EG	114	CSBSTU1000xx	113	EM58SM	37
CSBBARJSB50EG	118	CSBQIKCL0125EG	115	CSBT1	118	EM912SM	37
CSBBC075EG	106	CSBQIKCL0150EG	114	CSBT2	118	EPB0075	70
CSBBRP0100EG	123	CSBQIKCL0150EG	114	CSBT3	118	EPB0100	70
CSBBRP0125EG	123	CSBQIKCL0150EG	115	CSBT4	118	EPB0125	70
CSBBRP0150EG	123	CSBQIKCL0200EG	114	CSBUNIV050EG	109	EPB0150	70
CSBBRP0200EG	123	CSBQIKCL0200EG	114	CSBUNIV075EG	109	EPB0200	70
CSBBRS1MEG	124	CSBQIKCL0200EG	115	CSBUNIVSB62EG	118	EPBH0250	70
CSBBRS2MEG	124	CSBQIKCLSN37EG	119	CSBURC12	120	EPBH0300	70
CSBBRS3MEG	125	CSBR1	117	CSBURC38	120	EPBH0400	70
CSBEZU0100EG	110	CSBR2	117	CSBURC58	120	EPBH0600	70
CSBEZU0125EG	110	CSBRS1	125	CSBURC4812	120	EPBH0800	70
CSBEZU0150EG	110	CSBRS2	126	CSBURC4834	120	EQLS50	98
		CSBRS3	126				

Index- Part Number

EQLS85	98	HDN072	80	LAM1040	36	MFN035EG	77
EQLS130	98	HDN081	80	LAM1250	36	MFN035S6	78
EQV	99	HDN085	80	LAM1665	36	MFN041EG	77
EQVS	99	HDN094	80	M10TI	32	MFN041S6	78
EQZS	99	HDN102	80	MFD015	72	MFN048EG	77
ERC1010	34	HDN108	80	MFD015S6	73	MFN048S6	78
ERC02510	34	HDN116	80	MFD019	72	MFN054EG	77
ERIC8	35	HDN124	80	MFD019S6	73	MFN054S6	78
ERIC10	35	HDN129	80	MFD025	72	MFN062EG	77
ERIC12	35	HDN140	80	MFD025S6	73	MFN062S6	78
ERIC16	35	HDN146	80	MFD031	72	MFN072EG	77
ERIC1560	85	HDN155	80	MFD031S6	73	MFN072S6	78
ERIC1576	85	HDN165	80	MFD037	72	MFN083EG	77
ERIC1589	85	HDN173	80	MFD037S6	73	MFN083S6	78
ERIC1660	82	HDN182	80	MFD044	72	MFN093EG	77
ERIC1676	82	HDN194	80	MFD044S6	73	MFN093S6	78
ERIC1689	82	HDN205	80	MFD050	72	MFN103EG	77
ERIC1860	85	HDN216	80	MFD050S6	73	MFN103S6	78
ERIC1876	85	HDN226	80	MFD058	72	MFN113EG	77
ERIC1889	85	HDN236	80	MFD058S6	73	MFN113S6	78
ERIC15114	85	HDN250	80	MFD068	72	MFN123EG	77
ERIC15165	85	HDN261	80	MFD068S6	73	MFN123S6	78
ERIC15219	85	HDN273	80	MFD078	72	MFN133EG	77
ERIC16114	82	HW6	33	MFD078S6	73	MFN133S6	78
ERIC16165	82	HW8	33	MFD088	72	MFN143EG	77
ERIC16220	82	HW10	33	MFD088S6	73	MFN143S6	78
ERIC16273	82	HW12	33	MFD098	72	MFVI0080EG	96
ERIC16324	82	IHT20	94	MFD098S6	73	MFVI0090EG	96
ERIC18114	85	IHT25	94	MFD108	72	MFVI0100EG	96
ERIC18165	85	INC8	140	MFD108S6	73	MFVI0112EG	96
ERIC18219	85	ISSP	139	MFD118	72	MFVI0125EG	96
ERIC18273	85	K8	14	MFD118S6	73	MFVI0140EG	96
ES1000	134	K12	14	MFD128	72	MFVI0150EG	96
ES1000T	133	K16	14	MFD128S6	73	MFVI0160EG	96
ES3300	135	K20	14	MFD138	72	MFVI0180EG	96
ES3300T	134	KBT	15	MFD138S6	73	MFVI0200EG	96
ES4121PLX6	135	KH5C	136	MFD148	72	MFVI0224EG	96
ES4121SLOTX6	134	KH6C	136	MFD160	72	MFVI0250EG	96
ES4141PLX6	134	KH8C	136	MFD170	72	MFVI0280EG	97
ES4141SLOTX6	133	KH9C	136	MFD200	72	MFVI0300EG	97
ESGP	21	KH10C	136	MFD215	72	MFVI0315EG	97
HB2	29	KH11C	136	MFD225	72	MFVI0355EG	97
HB2HD	29	KH12C	136	MFD250	72	MFVI0400EG	97
HDN024	80	KH13C	136	MFD275	72	MFVI0450EG	97
HDN030	80	KH14C	136	MFD319	72	MFVI0500EG	97
HDN035	80	KH15C	136	MFN019EG	77	MFVI0560EG	97
HDN041	80	KH16C	136	MFN019S6	78	MFVI0600EG	97
HDN045	80	KH115C	136	MFN023EG	77	MFVI0630EG	97
HDN053	80	KX	14	MFN023S6	78	MFVI0710EG	97
HDN059	80	LAM625	36	MFN029EG	77	MFVI0800EG	97
HDN065	80	LAM830	36	MFN029S6	78	MFVI0900EG	97

Index- Part Number

MFV11000EG	97	MPD163	75	NUTM12S6	137	SC4F	11
MFV1120EG	97	MPD169	75	P110000HD	150	SC4G	11
MFV11250EG	97	MPD200	75	PBU6M	65	SC8A	11
MFVN0080EG	97	MPD212	75	PBU10M	64	SC8F	11
MFVN0090EG	98	MPL016	76	PBU16M	64	SCA	12
MFVN0100EG	98	MPL020	76	PEB	66	SCB312	13
MFVN0112EG	98	MPL025	76	PEC	68	SCB1220	13
MFVN0125EG	98	MPL032	76	PEK4B	67	SL1214	56
MFVN0140EG	98	MPL040	76	PEK6B	68	SL1518	56
MFVN0150EG	98	MPL050	76	PHB	65	SLC2L1000SP	54
MFVN0160EG	98	MPL063	76	PHK	66	SLC3L1000SP	54
MFVN0180EG	98	MPL075	76	Pipe	109	SLEBM6	56
MFVN0200EG	98	MPL090	76	Pipe	109	SLEBM8	56
MFVN0224EG	98	MPL110	76	PNG040PVCPPC	71	SLICKM8	137
MFVN0250EG	98	MPL125	76	PNG050PVCPPC	71	SLICKM10	137
MFVN0280EG	98	MPL140	76	PNG065PVCPPC	71	SLICKM12	137
MFVN0300EG	98	MPL160	76	PNG080PVCPPC	71	SLK2C200	55
MFVN0315EG	98	MPZ020	79	PNG100PVCPPC	71	SLK2L1	51
MFVN0355EG	98	MPZ025	79	PNG150PVCPPC	71	SLK2L2	51
MFVN0400EG	98	MPZ032	79	PNG225PVCPPC	71	SLK2L2WA6	52
MFVN0450EG	98	MPZ040	79	PNG300PVCPPC	71	SLK2L3	51
MFVN0500EG	98	MPZ050	79	Polyester	84	SLK2L3AB	52
MFVN0560EG	98	MPZ063	79	PSA16AH18	61	SLK2L3SEM8	53
MFVN0600EG	98	MPZ075	79	PSB24A	62	SLK2L3WA6	52
MFVN0630EG	98	MPZ090	79	PSB42A	62	SLK2L5	51
MFVN0710EG	98	MPZ110	79	PSF6C	60	SLK2L5AB	52
MFVN0800EG	98	MPZ140	79	PSF10C	60	SLK2L5SEM8	53
MFVN0900EG	98	MSP20	21	PSF16C	60	SLK2L5WA6	52
MFVN1000EG	98	NUT15CUPPC	81	PTF1C	64	SLK2L7WA6	52
MFVN1120EG	98	NUT20CUPPC	81	PTF2C	64	SLK2L10	51
MFVN1250EG	98	NUT25CUPPC	81	PTF6	63	SLK2L100PACK	54
MPD014	75	NUT32CUPPC	81	PTF10	63	SLK3C200	55
MPD019	75	NUT40CUPPC	81	PTF16	63	SLK3L2	51
MPD023	75	NUT40PVCPPC	82	RGC	26	SLK3L2SEM10	53
MPD028	75	NUT50CUPPC	81	RUBFLAT	95	SLK3L3	51
MPD035	75	NUT50PVCPPC	82	RUBLIP	95	SLK3L3SEM10	53
MPD043	75	NUT65CUPPC	81	SAD150PVCPPC	87	SLK3L5	51
MPD049	75	NUT65PVCPPC	82	SAD225PVCPPC	87	SLK3L5SEM10	53
MPD056	75	NUT80CUPPC	81	SAD300PVCPPC	87	SLK3L10	51
MPD061	75	NUT80PVCPPC	82	SC2A	11	SLK3L10AB	52
MPD067	75	NUT90PVCPPC	82	SC2B	11	SLK15L1	51
MPD073	75	NUT100CUPPC	81	SC2C	11	SLK15L2	51
MPD080	75	NUT100PVCPPC	82	SC2D	11	SLK15L3	51
MPD091	75	NUT125CUPPC	81	SC2E	11	SLK15L5	51
MPD106	75	NUT150CUPPC	81	SC2F	11	SLK15L10	51
MPD114	75	NUT150PVCPPC	82	SC2G	11	SLWC	55
MPD116	75	NUTM6HD	137	SC4A	11	SNM10	46
MPD127	75	NUTM8HD	137	SC4B	11	SNM12	46
MPD135	75	NUTM10HD	137	SC4C	11	SNSWM10	46
MPD139	75	NUTM10S6	137	SC4D	11	SOB100PVCPPC	86
MPD144	75	NUTM12HD	137	SC4E	11	SOB150PVCPPC	86

Index- Part Number

SOB225PVCPPC	86	TPC300PVCPPC	83	USC033EG	92	USC159HD	93
SOB300PVCPPC	86	TPC375FRCHDG	83	USC033HD	93	USC168EG	93
SOSR075	89	TPC375PVCHDG	83	USC036BR	92	USC168HD	93
SOSR100	89	TPC450FRCHDG	83	USC036EG	92	USC208EG	93
SOSR125	89	TSGB16	20	USC036HD	93	USC208HD	93
SOSR150	89	TSGB24	20	USC040EG	92	USC218EG	93
SOSR200	89	TSM0037	90	USC040HD	93	USC218HD	93
SPC015CUSS	88	TSM0050	90	USC042EG	92	USC228EG	93
SPC020CUSS	88	TSM0062	90	USC042HD	93	USC228HD	93
SPC025CUSS	88	TSM0075	90	USC046EG	92	USC254EG	93
SPC032CUSS	88	TSM0087	90	USC046HD	93	USC254HD	93
SPC040CUSS	88	TSM0112	90	USC048EG	92	USC277EG	93
SPC050CUSS	88	TSM0137	90	USC048HD	93	USC277HD	93
SPC100CUSS	88	TSM0162	90	USC053BR	92	USC311HD	93
SPPM6HD	6	TSMI0062	91	USC053EG	92	USC400EG	93
SPPM6S4	6	TSMI0075	91	USC053HD	93	VDFCM6050	35
SPPM8HD	6	TSMI0087	91	USC054EG	92	VDFCM8040	35
SPPM8S4	6	TSMI0100	91	USC054HD	93	VDFCM8050	35
SPRAM6HD	138	TSMI0112	91	USC058EG	92	VDFCM8080	35
SPRAM8HD	138	TSMI0125	91	USC058HD	93	VDFCM10045	35
SPRAM10HD	138	TSMI0137	91	USC060EG	92	VMP8	31
SPRAM10S6	138	TSMI0150	91	USC060HD	93	VMP10	31
SPRAM12HD	138	TSMI0162	91	USC063BR	92	VMP12	31
SPRAM12S6	138	TSMI0200	91	USC063EG	92	WBSSCUP	100
SPRCM6HD	138	TSMI0212	91	USC068EG	92	WBSSSET	100
SPRCM8HD	138	TSR1220N	129	USC068HD	93	ZEA100	142
SPRCM10HD	138	TSR1220R	130	USC073EG	92	ZEA102	142
SPRCM12HD	138	TSR3050M8	128	USC073HD	93	ZEA103	143
SXD014	74	TSR3050M8RL	48	USC076BR	92	ZEA104	144
SXD019	74	TSR3050M10	128	USC076EG	92	ZEA106	143
SXD023	74	TSR3050M10RL	48	USC076HD	93	ZEA107	144
SXD028	74	USC013BR	91	USC080EG	92	ZEA108	145
SXD035	74	USC016EG	92	USC080HD	93	ZEA109	146
SXD043	74	USC017EG	92	USC086EG	92	ZEA110	145
SXD049	74	USC017HD	93	USC086HD	93	ZGA512	150
SXD052	74	USC020BR	91	USC093EG	92	ZTA601HD	140
SXD058	74	USC020EG	92	USC093HD	93	ZTA602HD	140
SXD061	74	USC020HD	93	USC101BR	92	ZTA605	141
SXD067	74	USC021EG	92	USC101EG	93	ZUA400	151
SXD073	74	USC021HD	93	USC107EG	93	ZUA401	151
SXD080	74	USC022EG	92	USC107HD	93	ZW200	146
SXD091	74	USC025EG	92	USC113EG	93	ZWA200	146
SXD106	74	USC025HD	93	USC113HD	93	ZWA202	147
SXD114	74	USC026BR	91	USC129BR	92	ZWA203	147
TMN08040EG	139	USC026EG	92	USC129EG	93	ZWA205	148
TMN10040EG	139	USC026HD	93	USC129HD	93	ZWA207	149
TPC225FRCHDG	83	USC028EG	92	USC143HD	93	ZWA209	148
TPC225PVCHDG	83	USC028HD	93	USC152BR	92	ZZ704HDEG	141
TPC225PVCPPC	83	USC031BR	92	USC152EG	93	ZZA702	149
TPC300FRCHDG	83	USC031EG	92	USC152HD	93		
TPC300PVCHDG	83	USC031HD	93	USC159EG	93		

Our powerful portfolio of brands:

CADDY ERICO HOFFMAN RAYCHEM SCHROFF TRACER



[nVent.com/CADDY](https://www.nVent.com/CADDY)