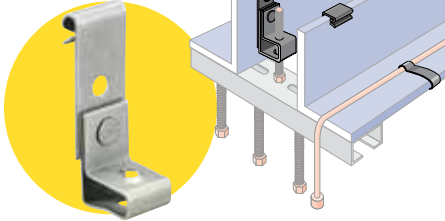


- Easy to Install
- Load and fire ratings available

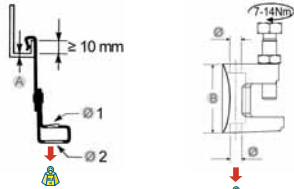
- Save Time and Money

- Thousands of Secure Solutions

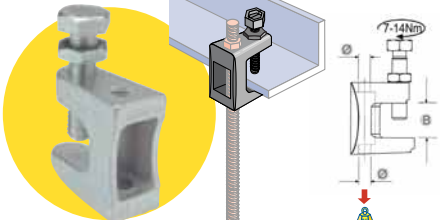
VF14-Ti/T



	N°	A mm	Ø1	Ø2	P	Box	Weight
VF14M6Ti	1.5-6	M6	7	7	100	700	
VF14M8Ti	1.5-6	M8	8.5	7	100	700	
VF14M10Ti	1.5-6	M10	11	7	100	700	
VF146Ti	1.5-6	3/8"	11	7	100	700	
VF146T	1.5-6	11	11	7	100	700	

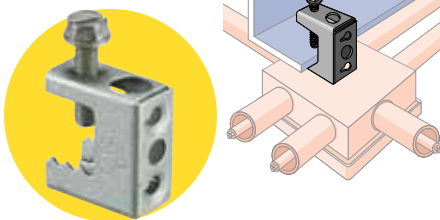


300 m/TKN RANGE

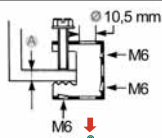


	N°	A mm	Ø mm	P	Box	Weight
TKN8	389500	18	9	1	100	1200
TKN10	389510	20	11	1	100	2500
TKN12	389520	26	13	1	80	3500

EBC



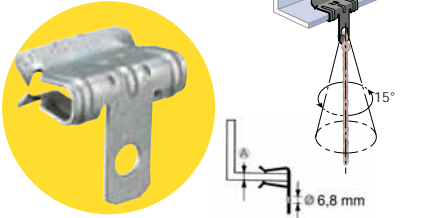
	N°	A mm	M	P	Box	Weight
EBC	≤16	6	7	100	450	



CADDY® CABLECAT

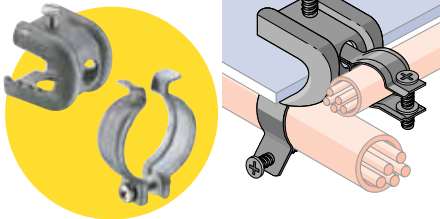


H-CLIP

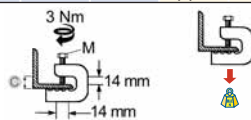


	N°	A mm	P	Box	Weight
2H4	2-3	7	100	700	
4H24	3-8	7	100	900	
4H58	8-14	7	100	900	
4H912	14-20	7	100	900	

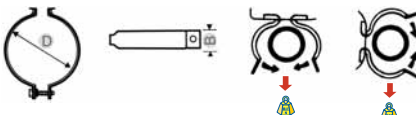
C & CR RANGE




	N°	A mm	M	P	Box	Weight
C20-3	20	6x25	(2) 3	100	1100	
C30-3	30	8x30	(2) 3	100	1100	
C45-3	45	8x30	(2) 3	50	1100	



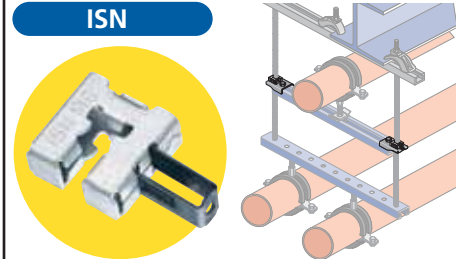
	N°	D mm	B mm	P	Box
CR17-3	16-20	16	(2) 3	200	
CR21-3	20.4-25	16	(2) 3	100	
CR28-3	26.9-31.8	16	(2) 3	100	
CR37-3	33.7-38	20	(2) 3	50	
CR42-3	40-44.5	20	(2) 3	50	
CR48-3	47-51	20	(2) 3	50	
CR60-3	59.2-63.5	20	(2) 3	25	



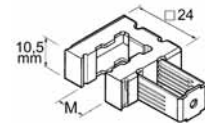
CADDY® ERISTRUT



ISN



	N°	M	P	Box	Weight
ISNM6	187340	M6	1	50	750
ISNM8	187350	M8	1	50	1000
ISNM10	187360	M10	1	50	1000



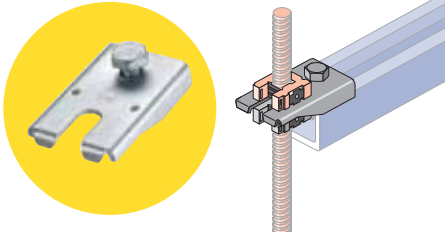
CADDY® SPEED LINK



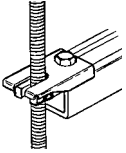
Refer to CADDY SPEED LINK Brochure



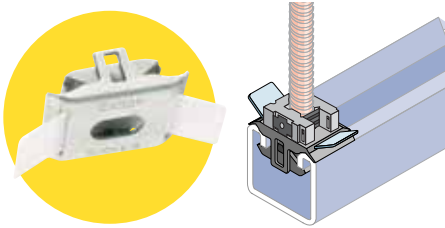
ISSP



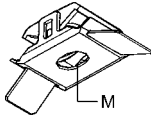
Icon	Nº	P	Icon
ISSP	190800	1	50
ISSP M6 (+ISN)	190810	1	24
ISSP M8 (+ISN)	190820	1	24
ISSP M10 (+ISN)	190830	1	24



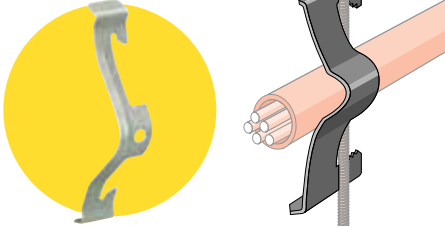
CADDY® SLICK STRUT NUT



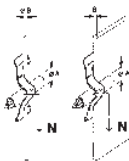
Icon	Nº	M	P	Icon
SLICKM6	174460	M6	7	100
SLICKM8	174340	M8	7	100
SLICKM10	174350	M10	7	100
SLICKM12	174550	M12	7	100



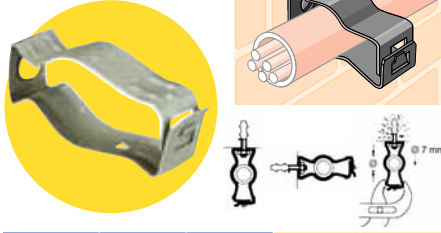
K CLIPS



Icon	Nº	Ø1	Ø2	P	Icon	Icon
KX	170870	5-10	4-8	7	100	Icon
K8	170660	14-18	4-6.5	7	100	220
K12	170670	19-25	4-6.5	7	100	220
K16	170680	25-32	4-6.5	7	100	220
K20	170690	35-44	4-6.5	7	100	220



M-CLIPS



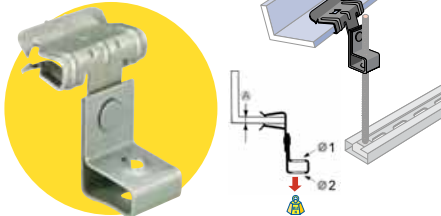
Icon	Nº	Ø mm	P	Icon
6M	170790	14-18	7	100
812M	177130	18-30	7	100
16M	170100	30-35	7	100
20M	170110	35-42	7	100
24M	170120	42-50	7	100
32M	170130	50-60	7	50

P-CLIPS



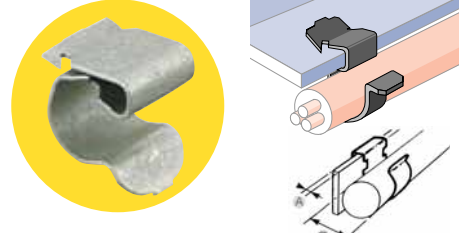
Icon	Nº	Ø mm	P	Icon
8P (1)	171130	18-22	7	100
12P (1)	171150	22-30	7	100
16P (1)	171170	30-35	7	100

H-Ti/T



Icon	Nº	A mm	Ø1	Ø2	P	Icon	Icon
M6Ti4	2-3	M6	7	7	100	700	
M6Ti24	3-8	M6	7	7	100	900	
M6Ti58	8-14	M6	7	7	100	900	
M6Ti912	14-20	M6	7	7	100	900	
M8Ti4	2-3	M8	8,5	7	100	700	
M8Ti24	3-8	M8	8,5	7	100	900	
M8Ti58	8-14	M8	8,5	7	100	900	
M8Ti912	14-20	M8	8,5	7	100	900	
M10Ti4	2-3	M10	11	7	100	700	
M10Ti24	3-8	M10	11	7	100	900	
M10Ti58	8-14	M10	11	7	100	900	
M10Ti912	14-20	M10	11	7	100	900	
6Ti4	2-3	3/8 bsw*	11	7	100	700	
6Ti24	3-8	3/8 bsw*	11	7	100	900	
6Ti58	8-14	3/8 bsw*	11	7	100	900	
6Ti912	14-20	3/8 bsw*	11	7	100	900	
6T4	2-3	11	11	7	100	700	
6T24	3-8	11	11	7	100	900	
6T58	8-14	11	11	7	100	900	
6T912	14-20	11	11	7	100	900	

SC RANGE



Icon	Nº	A mm	Ø mm	P	Icon
24SC67	187510	1-4	6-7	(1) 7	100
24SC78	187710	1-4	7-8	(1) 7	100
24SC89	187530	1-4	8-9	(1) 7	100
24SC910	187750	1-4	9-10	(1) 7	100
24SC1011	187550	1-4	10-11	(1) 7	100
24SC1214	187570	1-4	12-14	(1) 7	100
24SC1518	187590	1-4	15-18	(1) 7	100
24SC1924	187610	1-4	19-24	(1) 7	100
24SC2530	187630	1-4	25-32	(1) 7	100
47SC67	187500	4-7	6-7	(1) 7	100
47SC78	187720	4-7	7-8	(1) 7	100
47SC89	187520	4-7	8-9	(1) 7	100
47SC910	187760	4-7	9-10	(1) 7	100
47SC1011	187540	4-7	10-11	(1) 7	100
47SC1214	187560	4-7	12-14	(1) 7	100
47SC1518	187580	4-7	15-18	(1) 7	100
47SC1924	187600	4-7	19-24	(1) 7	100
47SC2530	187620	4-7	25-32	(1) 7	100
812SC67	187640	8-12	6-7	(1) 7	100
812SC78	187730	8-12	7-8	(1) 7	100
812SC89	187650	8-12	8-9	(1) 7	100
812SC910	187770	8-12	9-10	(1) 7	100
812SC1011	187660	8-12	10-11	(1) 7	100
812SC1214	187670	8-12	12-14	(1) 7	100
812SC1518	187680	8-12	15-18	(1) 7	100
812SC1924	187690	8-12	19-24	(1) 7	100
812SC2530	187700	8-12	25-32	(1) 7	100

SYMBOLS

- P CORROSION PROTECTION**
- 1 Electrolytic Zinc Plated Chromate Dipped
 - 2 Stainless Steel
 - 3 Hot Dipped Galvanised
 - 7 CADDY® COAT

- LOAD RATING (Kg)**
- Icon Static Load
 - Icon Ultimate Load

* Load ratings in this brochure are only applicable if the load bearing capacity of the supporting element (i.e. beam, purlin, angle etc) is adequate.

Now Available From:

ERICO products shall be installed and used only as indicated in ERICO's product instruction sheets and training materials. Instruction sheets are available at www.erico.com and from your ERICO customer service representative. Improper installation, misuse, misapplication or other failure to completely follow ERICO's instructions and warnings may cause product malfunction, property damage, serious bodily injury and death.

Copyright ©2009 ERICO International Corporation. All rights reserved.
CADDY, CADWELD, CRITEC, ERICO, ERIFLEX, ERITECH, and LENTON are registered trademarks of ERICO International Corporation.

ERICO Australia
Phone: 1800 263 508
www.erico.com

ERICO Singapore
Phone: (65) 6268 3433

ERICO®