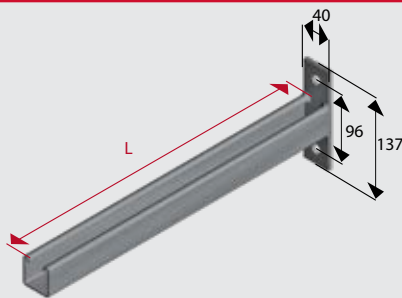


## CB2 CANTILEVER BRACKET

\* Working Loads for Steel Cantilever Brackets shown.

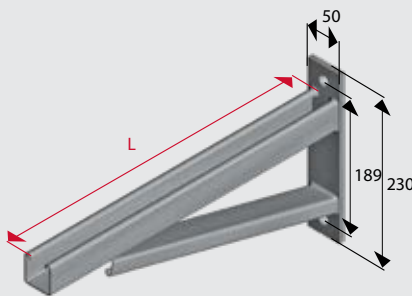
Length - L (mm)	Working Load (kg)*	Hot Dip Galvanised	Stainless Steel
150	526	<b>CB2-150H</b> A	<b>CB2-150S</b> B
300	262	<b>CB2-300H</b> A	<b>CB2-300S</b> B
450	175	<b>CB2-450H</b> A	<b>CB2-450S</b> B
600	131	<b>CB2-600H</b> A	<b>CB2-600S</b> B
750	105	<b>CB2-750H</b> A	<b>CB2-750S</b> C
900	88	<b>CB2-900H</b> A	<b>CB2-900S</b> C



## CB4 CANTILEVER BRACKET

\*Working Loads for Steel Cantilever Brackets shown.

Length - L (mm)	Working Load (kg)*	Hot Dip Galvanised	Stainless Steel
300	1000	<b>CB4-300H</b> A	<b>CB4-300S</b> B
450	350	<b>CB4-450H</b> A	<b>CB4-450S</b> B
600	345	<b>CB4-600H</b> A	<b>CB4-600S</b> B
750	294	<b>CB4-750H</b> A	<b>CB4-750S</b> B
900	150	<b>CB4-900H</b> A	<b>CB4-900S</b> C



## ET3/5 TRAPEZE BRACKET


\*Working Load is to be a uniformly distributed load along the length of the trapeze.

Suits Tray Width (mm)	Length (L) (mm)	Working Load (kg)*	Pre-Galvanised	Hot Dip Galvanised
150	250	105	<b>TB150G</b> A	<b>TB150H</b> C
225	325	78	<b>TB225G</b> A	<b>TB225H</b> C
300	400	62	<b>TB300G</b> A	<b>TB300H</b> C
450	550	44	<b>TB450G</b> A	<b>TB450H</b> C
600	700	34	<b>TB600G</b> A	<b>TB600H</b> C



## ET3/5 E4000SG TRAPEZE BRACKET

Suits Tray Width (mm)	Length (L) (mm)	No. of Slots	Pre-Galvanised	Hot Dip Galvanised
150	250	5	<b>TB1504000SG</b> C	<b>TB1504000SH</b> C
300	400	8	<b>TB3004000SG</b> C	<b>TB3004000SH</b> C
450	550	11	<b>TB4504000SG</b> C	<b>TB4504000SH</b> C
600	700	14	<b>TB6004000SG</b> C	<b>TB6004000SH</b> C



FASTENERS

STRUT SYSTEMS

CABLE SUPPORTS

FIRERATED

PIPE SUPPORTS