

# HANECO LED FLOODLIGHT INSTALLATION GUIDE

## STAX<sup>Eco</sup>

Thanks for choosing the STAX LED Floodlight. We strongly recommend that you read this manual carefully before installation.

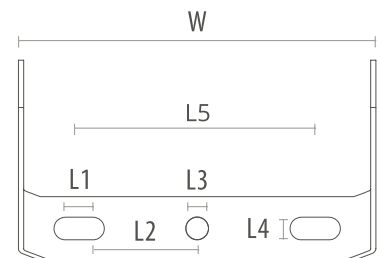
### Product Specification

PRODUCT CODE	POWER	VOLTAGE/ FREQUENCY	PF	IK RATING	IP RATING	OPERATING TEMPERATURE	NET WEIGHT
STAX20W4K	20W	220-240Vac 50Hz-60Hz	≥0.9	IK08	IP66	-20 - +45°C	0.6kg
STAX30W4K	30W						0.6kg
STAX15W30W-TRI	15W/30W						0.6kg
STAX50W-TRI	50W						1.2kg
STAX100W4K	100W						1.8kg
STAX150W4K	150W						2.4kg
STAX200W4K	200W						2.8kg

### Dimensions for installation

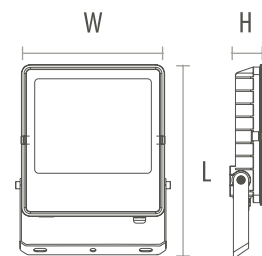
#### Bracket Dimensions:

	20W	30W	15/30W	50W	100W	150W	200W
L1	10 mm	10 mm	11.7 mm	10 mm	25 mm	25 mm	25 mm
L2	50 mm	50 mm	34 mm	50 mm	70 mm	100 mm	100 mm
L3	5.5 mm	5.5 mm	5.3 mm	5.5 mm	11 mm	11 mm	11 mm
L4	5.5 mm	5.5 mm	5.3 mm	5.5 mm	11 mm	11 mm	11 mm
L5	110 mm	110 mm	79.7 mm	110 mm	165 mm	225 mm	225 mm
W	155 mm	155 mm	132 mm	216 mm	276 mm	317 mm	357 mm



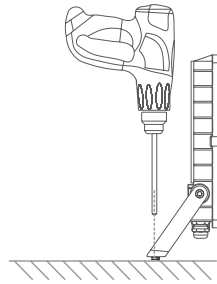
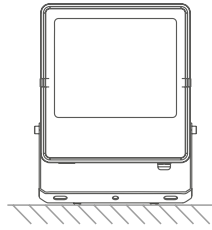
#### Product Dimension:

	20W	30W	15/30W	50W	100W	150W	200W
L	186.88 mm	186.88 mm	178.5 mm	194.04 mm	233.21 mm	283.62 mm	316.83 mm
W	164.9 mm	164.9 mm	140 mm	232.9 mm	289.16 mm	330.16 mm	376.16 mm
D	18.47 mm	18.47 mm	26 mm	44.42 mm	39.42 mm	39.42 mm	39.42 mm

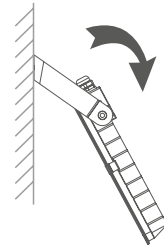
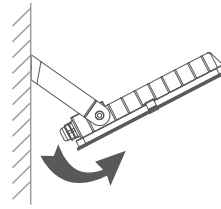
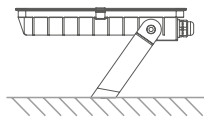
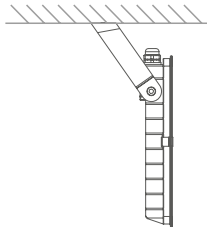


## Installation

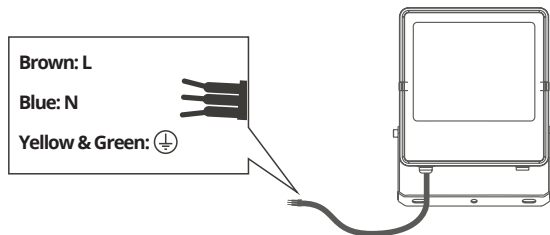
1. Ensure mains supply is switched off before commencing installation.
2. Mark wall with appropriate fixing position and install the bracket with appropriately rated fixing hardware.



3. Adjust luminaire to the desired angle.



4. Connect luminaire to 240V main supply as per diagram.



### WARNING

The luminaire must be installed by professional electrician.  
Switch power off when wiring the luminaire.  
Ensure input voltage conforms to the voltage range of product.  
Ensure wires are securely connected.  
Before switching on, ensure that all the wiring is correct.  
The warranty is void if product is not installed according to the instructions.

Product Code: **STAX20W4K**  
**STAX30W4K**  
**STAX15W30W-TRI**  
**STAX50W-TRI**  
**STAX100W4K**  
**STAX150W4K**  
**STAX200W4K**