


Catalogue No: 39.11 24 V AC/DC

MASTER BASIC 6A 1CO 24VACDC COIL

Timers and Control Relays > General Purpose Relays > Electromechanical Relays > Finder Electromechanical Relays > Slim Relay Interface Modules > 39 Master Basic Series



Representative Photo Only
(actual product may vary based on configuration selections)

Master Basic 6A 1 C/O 24V AC/DC Coil

- Complete range from PCB to power relays to cover all of your switching requirements
- International certifications and approvals including CE, CSA, EAC, PCT, RINA, VDE and RoHS, providing quality assurance of a market leading product
- Compact construction allowing for most efficient use of your space

SPECIFICATIONS

Product Series	39
Component Type	Timers and Control relays
Contact Configuration	Relay
In, Rated Current	1 CO
Icw, Short Time Withstand Current, 10ms (rms)	6 A
Un, Nominal Operational Voltage, AC	10 A, 10ms
Ue, Rated Operational Voltage, AC, max	250 V AC
Contact Breaking Capacity, DC1, 30V	400 V AC
Contact Breaking Capacity, DC1, 110V	6 A
Contact Breaking Capacity, DC1, 220V	0.2 A
Rated Load, AC-1	0.12 A
Rated Load, AC-15	1500 VA
Contact Rated Power, Single Phase Motor, 230V AC	300 VA
Coil Type	0.185 kW
Coil Voltage, AC, Nom	AC/DC
Coil Voltage, AC, Min	24 V AC
Coil Voltage, AC, Max	19.2 V AC
Coil Voltage, DC, Nom	26.4 V AC
Coil Voltage, DC, Min	24 V DC
Coil Voltage, DC, Max	19.2 V DC
Material, Contacts	26.4 V DC
Mechanical Service Life	Silver Nickel (AgNi) material
Electrical Service Life at Un, In	10000000 cycles
IP Rating	60000 cycles
Total Making Time	IP20
Total Breaking Time	5 ms
Insulation Voltage, between Coil & Contacts	6 ms
Dielectric Strength, between open Contacts	6000 V
	1000 V AC

Catalogue No: 39.11 24 V AC/DC

MASTER BASIC 6A 1CO 24VACDC COIL

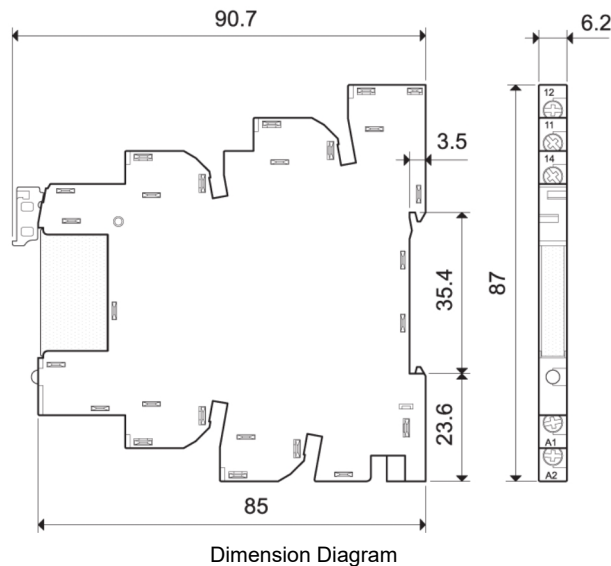
Timers and Control Relays > General Purpose Relays > Electromechanical Relays > Finder Electromechanical Relays > Slim Relay Interface Modules > 39 Master Basic Series



Mounting	DIN-35 Rail Mount
Operating Temperature, Min	-40 °C min
Operating Temperature, Max	70 °C max
Height	87 mm
Width	6.2 mm
Depth	90.7 mm
Shock Duration (Max.)	1 ms
Vibration Acceleration (Max.)	10 m/s ²
Vibration Frequency, Operational (Max.)	55 Hz
Certifications	CE CSA VDE C-UR-US EAC GOST-R
Shipping Approvals	RINA (Registro Italiano Navale)

REFERENCES	
IECEX Certificate	-
Supplier Declaration of Conformity:	-
Installation Guide:	-
User Manual:	-
Manufacturer Datasheet:	-
Manufacturer Catalogue & Product Selection:	-

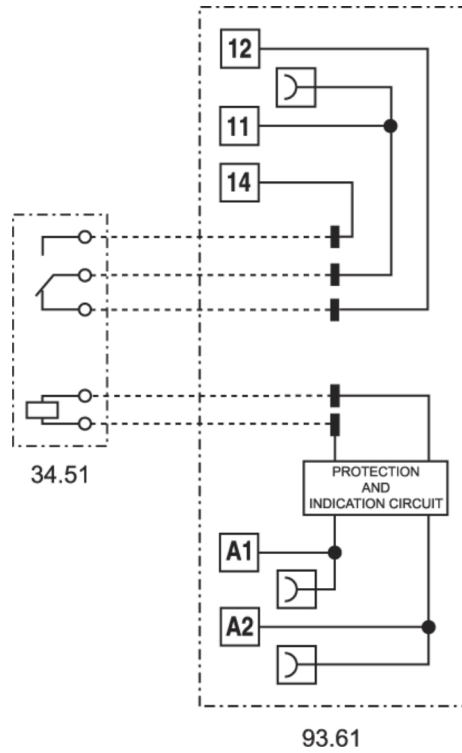
39.10
39.11
Screw terminal



Catalogue No: **39.11 24 V AC/DC**

MASTER BASIC 6A 1CO 24VACDC COIL

Timers and Control Relays > General Purpose Relays > Electromechanical Relays > Finder Electromechanical Relays > Slim Relay Interface Modules > 39 Master Basic Series



Connection / Wiring Diagram