


# Catalogue No: CA7-37-00-24VAC

## CONTACTOR 18.5kW 3P 24V AC COIL

Motor Control and Drives > Motor Starting and Protection > Contactors > Sprecher + Schuh Contactors > CA7 Contactors 4 to 55kW > 3 Pole Contactors with AC Coil



Representative Photo Only  
(actual product may vary based on configuration selections)

### Contactor 3 pole 37A 20kW 24V AC Coil

- Several contactor families provide a wide variety of contactor sizes, offering economy and selection
- Compact dimensions saves panel space

#### SPECIFICATIONS

Product Series	CA7-37
Component Type Motor Control and Drives	Standard Contactor
Ie, Rated Operational Current, AC-1, 415V, 40°C	65 A@415V,40°C
kW Rating, AC-3, 415V, 60°C	20 kW @415V, 60°C
Ie, Rated Operational Current, AC-3, 415V, 60°C	37 A@415V,60°C
kW Rating, AC-3, 690V, 60°C	18.5 kW @690V, 60°C
Ie, Rated Operational Current, AC-3, 690V, 60°C	21 A@690V,60°C
Number of Poles	3
Contact Configuration, Main Poles	3 NO main poles
Coil Type	Conventional type
Coil Consumption Hold-in VA AC coiled contactors	3.1 VA 12.3
Coil Consumption Pickup VA AC coiled contactors	105 VA
Integrated Aux	No Auxiliary Contacts
Coil Voltage	24 V AC V
Un, Coil Voltage, AC @50Hz, Nom	24 V AC nom @50Hz
Un, Coil Voltage, AC @50Hz, Min	21 V AC min @50Hz
Un, Coil Voltage, AC @50Hz, Max	27 V AC max @50Hz
IP Rating	IP20

# Catalogue No: CA7-37-00-24VAC

## CONTACTOR 18.5kW 3P 24V AC COIL

Motor Control and Drives > Motor Starting and Protection > Contactors > Sprecher + Schuh Contactors > CA7  
Contactors 4 to 55kW > 3 Pole Contactors with AC Coil



### REFERENCES

IECEX Certificate -

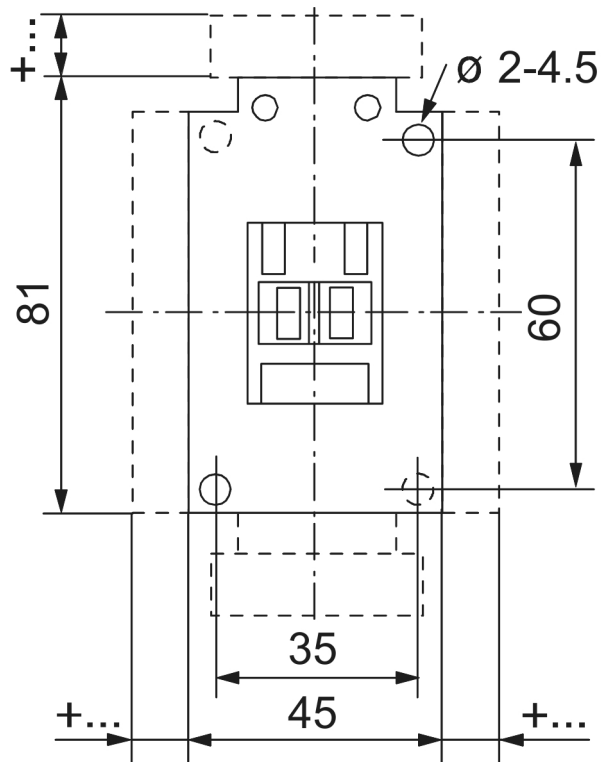
Supplier Declaration of  
Conformity: -

Installation Guide: -

User Manual: -

Manufacturer Datasheet: -

Manufacturer Catalogue  
& Product Selection: -



Dimension Diagram

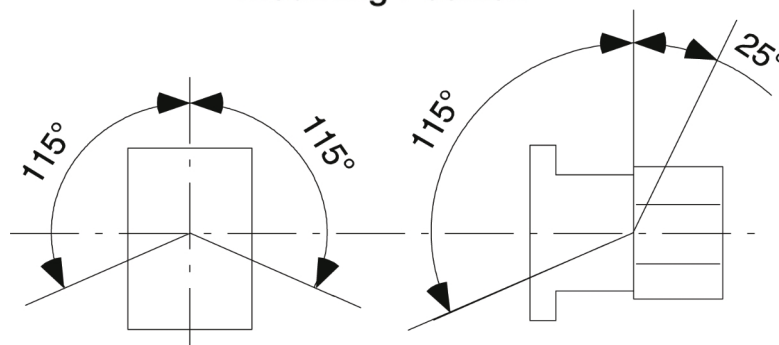
Catalogue No: **CA7-37-00-24VAC**

**CONTACTOR 18.5kW 3P 24V AC COIL**

Motor Control and Drives > Motor Starting and Protection > Contactors > Sprecher + Schuh Contactors > CA7 Contactors 4 to 55kW > 3 Pole Contactors with AC Coil



**Mounting Position**



Technical Diagram