


Catalogue No: **CEP7-ED1EB**

OVERLOAD ELECTRONIC 5.4-27A FOR CA7-9/23

Motor Control and Drives > Motor Starting and Protection > Motor Protection > Sprecher + Schuh Overloads > Electronic Overloads > CEP7-ED1 Standard Electronic Overload Relays



CEP7-E Standard Electronic Overload Relay, 5.4-27A, (3-Phase), 2.2...15kW, for use with CA7-9...23, Trip Class 10, Manual Reset

- Wide current adjustment range (5:1) significantly reduces inventory requirements
- Extremely low heat generation results in cooler panels and switchboards
- Self-powered with no separate power supply connection required, for convenience
- Advanced phase failure detection (typically 3 seconds) for improved motor protection
- Low-voltage compatible contacts (17V, 5mA) – ideal with PLC systems
- Includes trip and alarm contacts – 1x N/C and 1x N/O for easy integration into your control circuit
- Unique latching mechanism and strengthened power connections provide greater mechanical connection with Sprecher + Schuh CA7 contactors for a more robust design

Representative Photo Only
(actual product may vary based on configuration selections)

SPECIFICATIONS

Component Type	Motor Control and Drives	Electronic Overload
Adjustment		5 : 1
Current Range (A)		5.4...27
Approx kW		2.2...15
kW Rating, AC-3, 415V, Min		2.2 kW @415V min
kW Rating, AC-3, 415V, Max		15 kW @415V max
Motor FLC, Min		5.4 A, min
Motor FLC, Max		27 A, max
Details, Contactor		CA7-9...23
Trip Class		10
Reset		Manual Only
Contact Configuration		1 NO + 1 NC
Test Function		Yes
Visible Trip Indicator		Yes
Rated Operation Voltage		690 V AC

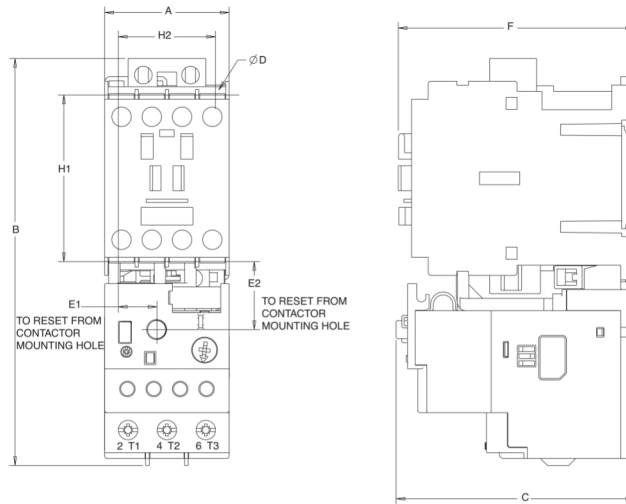
REFERENCES

IECEx Certificate	-
Supplier Declaration of Conformity:	-
Installation Guide:	-
User Manual:	-
Manufacturer Datasheet:	-
Manufacturer Catalogue & Product Selection:	-

Catalogue No: **CEP7-ED1EB**

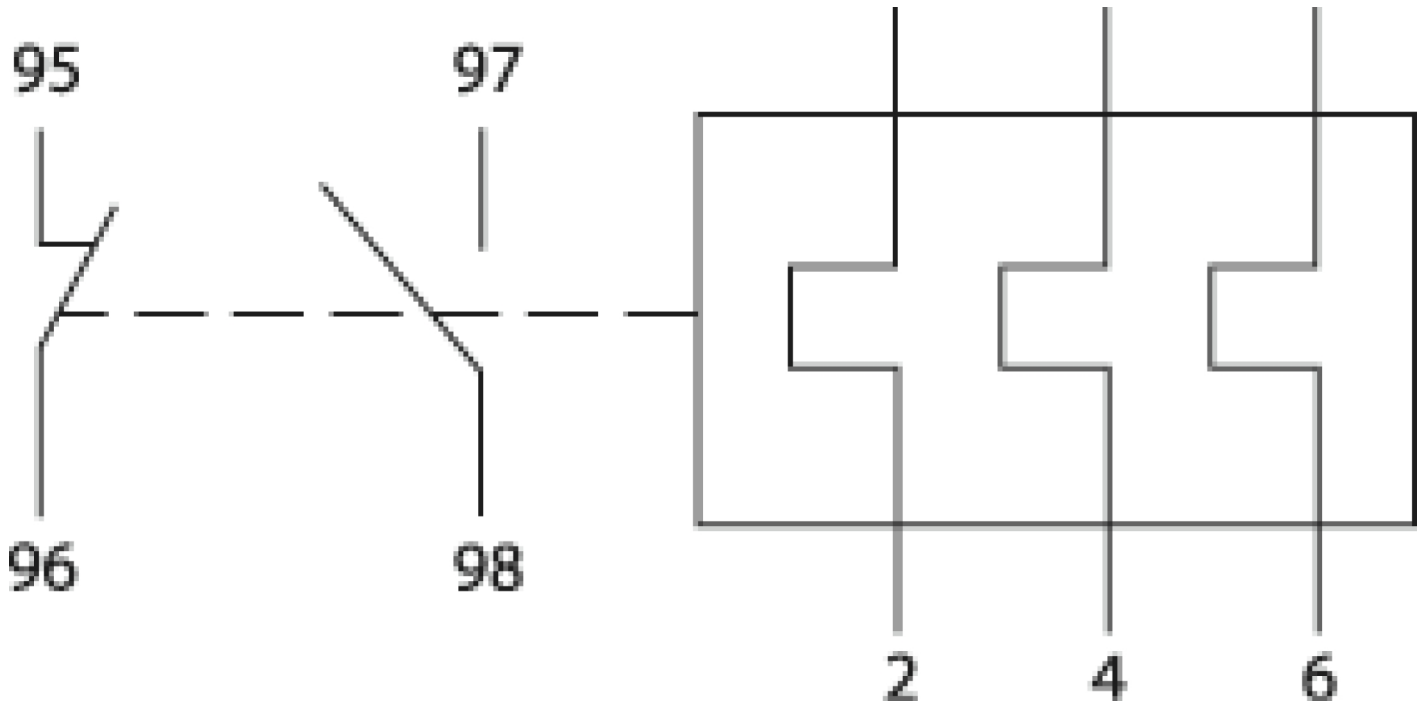
OVERLOAD ELECTRONIC 5.4-27A FOR CA7-9/23

Motor Control and Drives > Motor Starting and Protection > Motor Protection > Sprecher + Schuh Overloads > Electronic Overloads > CEP7-ED1 Standard Electronic Overload Relays



Overload	Mounted to Contactor	A Width	B Height	C Depth	D	E1	E2	F	H1	H2	
CEP7-ED1ED..FD CEP7-ED1...B CEP7-EE...B CEP7S-EE...B	CA7-9...23	mm	45	146.6	85.2	4.5	13.9	24.5	86.5	60	35
CEP7-ED1...D CEP7-EE...D CEP7S-EE...D	CA7-30...37	mm	45	146.6	101.2	4.5	13.9	24.5	104	60	35
CEP7-ED1...D CEP7-EE...D CEP7S-EE...D	CA7-43	mm	54	146.6	101.2	4.5	18.9	24.5	107	60	45
CEP7-EE...E CEP7S-EE...E	CA7-60...97	mm	72	192.3	120.4	5.4	23.8	29	125.5	100	55

Dimension Diagram



Connection / Wiring Diagram