

Catalogue No: **DSRCM63-30-3PN**

RCD DIN-SAFE CLIP ON 3P+N 63A 30mA TYPE AC

Power Distribution and Protection > Circuit Breakers > Miniature Circuit Breakers and Earth Leakage Protection (RCDs and RCBOs) > DIN-Safe Residual Current Device > DIN-Safe RCCB Add-on Module (DSRCM) > 3P+N DSRCM



Representative Photo Only
(actual product may vary based on configuration selections)

RCD CLIP ON 63A 30MA 3PN

- Complies with AS3190 (RCCBs)
- DIN-SAFE Add-on-Modules feature 10kA conditional short circuit rating
- 1P+N, 3P and 3P+N for single or three phase loads
- Type AC RCD
- 30mA, 100mA, 300mA RCD options
- Suits pole-covers, loadcentres and the Concept range of Panelboards
- Approval No N11974 or RCM

SPECIFICATIONS

Component Type Power Distribution & Protection	RCD
RCD Type, AS/NZS 61008/61009	AC
Tripping Time at $I_{\Delta n}$, Instantaneous	<40 ms
I_n , Rated Current at 30°C	63 A @30°C
$I_{\Delta n}$, Rated Leakage Current	30 mA
Poles	3P + N
Number of Poles versus Modules	3
Rated Frequency	50 / 60 Hz
U_n , Nominal Operational Voltage, AC	415 V AC
U_{bmin} , Service Voltage, AC, Min	287 V AC
U_{bmax} , Service Voltage, AC, Max	455 V AC
U_{imp} , Impulse Withstand Voltage, 1.2/50 μ s	6 kV, 1.2/50 μ s
Grid Distance (Safety Difference Between 2 Devices)	35 mm
U_i , Rated Insulation Voltage	500 V (rms)
Insulation Resistance	1000 M Ω
Dielectric Strength	2500V V AC
Electrical Service Life at U_n , In	10000 cycles
Mechanical Service Life	20000 cycles
IP Rating, Inside	IP40
IP Rating, Outside	IP20
Flammability Rating (UL94)	UL 94 V-2
Wire / Conductor Size, Rigid Cable, Top, Max	25 mm ² Top
Wire / Conductor Size, Flex Cable, Top, Max	25 mm ² Top
Wire / Conductor Size, Rigid Cable, Out, Min	1 mm ² Out
Wire / Conductor Size, Flex Cable, Out, Min	1 mm ² Out
Tightening Torque, Bottom, Nominal	4.5 Nm
Trip-Free Mechanism	Yes
Mounting	DIN-35 Rail Mount

Catalogue No: **DSRCM63-30-3PN**

RCD DIN-SAFE CLIP ON 3P+N 63A 30mA TYPE AC

Power Distribution and Protection > Circuit Breakers > Miniature Circuit Breakers and Earth Leakage Protection (RCDs and RCBOs) > DIN-Safe Residual Current Device > DIN-Safe RCCB Add-on Module (DSRCM) > 3P+N DSRCM



Add-On Devices (side add-on)	UVT Shunt Trip Motor Operator Panelboard Switch
Padlockable	No
Sealable	No
Centre Trip Position	No
Height	86 mm
Width	54 mm
Depth	76 mm
Weight	0.34 kg
Package Quantity	1 qty
Standards Compliance	IEC 60077-16-3 IEC 60068-2-6 IEC 60947-1 DIN 40046 UL 94 V-2 IEC 60068-2
Operating Temperature, Min	-5 °C min
Operating Temperature, Max	60 °C max
Storage Temperature, Min	-25 °C min
Storage Temperature, Max	70 °C max
Relative Humidity, Max	95 %RH
Shock Acceleration (Max.)	40 g
Shock Duration (Max.)	5 ms
Shock Rating	IEC 60077-16-3
Vibration Acceleration (Max.)	5 m/s ²
Vibration Frequency, Operational (Max.)	80 Hz
Vibration Duration (Max.)	30 min
Vibration Rating	IEC 60068-2-6

REFERENCES

IECEx Certificate	-
Supplier Declaration of Conformity:	DSRCMxxxxxxx_Supplier Declaration of Conformity (SDoC)
Installation Guide:	-
User Manual:	-
Manufacturer Datasheet:	-
Manufacturer Catalogue & Product Selection:	-

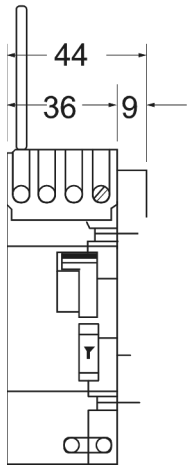
Catalogue No: **DSRCM63-30-3PN**

RCD DIN-SAFE CLIP ON 3P+N 63A 30mA TYPE AC

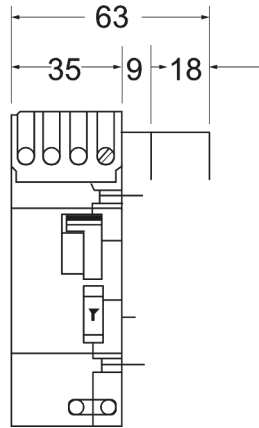
Power Distribution and Protection > Circuit Breakers > Miniature Circuit Breakers and Earth Leakage Protection (RCDs and RCBOs) > DIN-Safe Residual Current Device > DIN-Safe RCCB Add-on Module (DSRCM) > 3P+N DSRCM



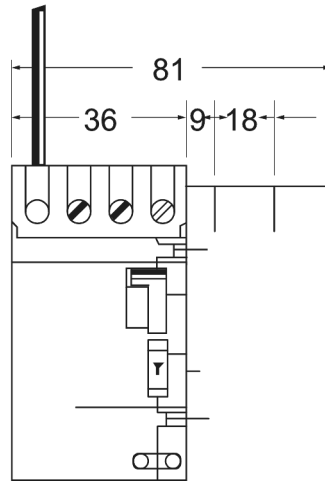
1 P+N



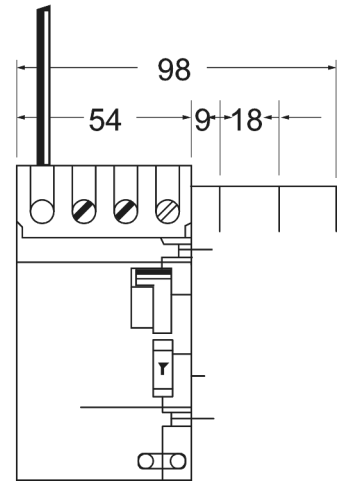
3 P+N



3 P+N




3 P



Dimension Diagram


Din-Safe-M
1P + N with 1 pole MCB

(Neutral not switched)




Din-Safe-M
1P + N with 2 pole MCB

(Switching active + neutral)




Din-Safe-M
3P + N with 3 pole MCB

(Neutral not switching)



Din-Safe-M
3P + N with 4 pole MCB

(Switching active + neutral)



Connection / Wiring Diagram