

Representative Photo Only  
(actual product may vary based on configuration selections)

ISO Toggle Switch 250A 3 Pole with red toggle

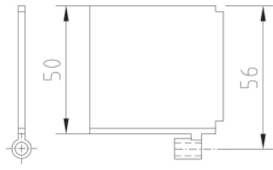
- Compact size minimizing the size of the enclosure needed saving both space and money
- DIN-rail mounting across all Katko ISO switches making these switches very quick and easy to install
- Switch technology by means of silver contacts ensuring safe and durable operation
- 4 pole versions feature early-make and late-break neutral pole preventing over voltages which can be caused by the late closing of the neutral

**SPECIFICATIONS**

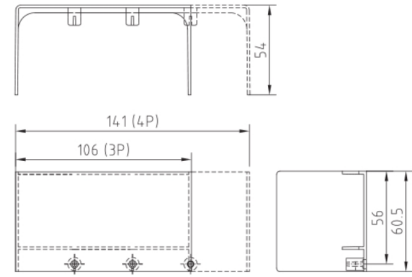
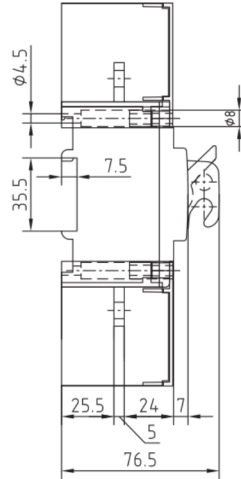
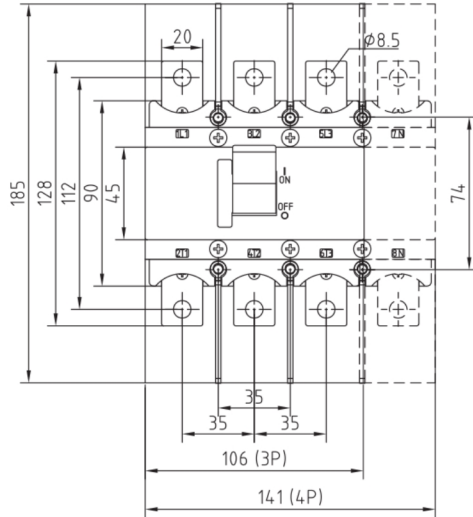
Number of Poles	3
Icw, short time withstand current, 1s (rms)	6.5 kA for 1s
Ui, Rated Insulation Voltage	690 V (rms)
Ie, Rated Operational Current, AC-21a, 415V	250 A@415V
Ie, Rated Operational Current, AC-21a, 690V	250 A@690V
Ie, Rated Operational Current, AC-22a, 400V	200 A@400V
Ie, Rated Operational Current, AC-22a, 415V	200 A@415V
Ie, Rated Operational Current, AC-23a, 415V	200 A@415V
Ie, Rated Operational Current, AC-23b, 400V	200 A@400V
Ie, Rated Operational Current, AC-23b, 415V	200 A@415V
kW Rating, AC-23a, 415V, 3ph	90 kW @415V
M Rating (AS 3133)	M1600 AS 3133
Wire / Conductor Size, Flex Cable, Max	120 mm <sup>2</sup> max

**REFERENCES**

IECEX Certificate	-
Supplier Declaration of Conformity:	-
Installation Guide:	-
User Manual:	-
Manufacturer Datasheet:	-
Manufacturer Catalogue & Product Selection:	-



**PHASE BARRIER**



**TERMINAL COVER**

**(3P) = EVA3250H**  
**(4P) = EVA4250H**

Dimension Diagram