

Smartbright 'Tri-Colour' Weatherproof Bulkhead

WL020C

Mounting instruction

V1.0


AS/NZS
60598

ta25°C

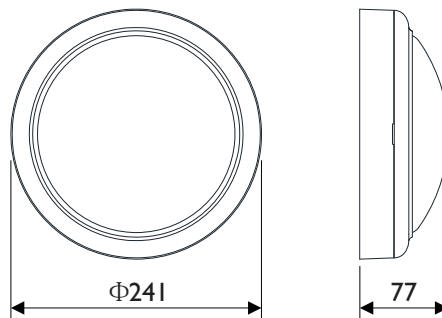
IP65

IK08



Product Type	Dimension(mm)	CCT(K)	Lumen Output(lm)	Power(W)	Voltage	Frequency	
WL020C LED SWT/SCCT AU	Φ241x77	4000/5000/6500	800/1600	8/16	220-240V~	50/60Hz	0.6

Dimensions (Unit: mm)



Installation

1

OFF

2

3

①

②

③

H: Half power
F: Full power

4000K
5000K
6500K

④

⑤

⑥

⑦

L: Brown wire
N: Blue wire

Cable: 2x(0.75-1.0)mm²
6mm ≤ Φ ≤ 8mm

4

5

click

6

①

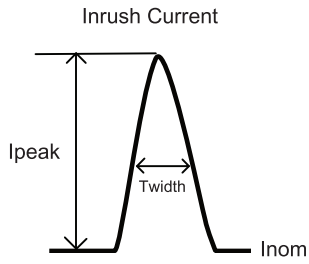
7

②

8

ON

Application



	8W	16W
Inom/Run current(mA)	40	73
Ipeak(A)	5	5
Twidth(ms)	0.34	0.42
AC Leakage Current(μ A)	10	10
MCB(Type B 16A, pcs)	50	26



1. Read this entire manual before you start to install the luminaire.
2. The working environment temperature is $-20^{\circ}\text{C}\sim 40^{\circ}\text{C}$.
3. The luminaire shall be installed by a qualified electrician according to specified steps, and wired in accordance with the latest IEE electrical regulations or the national requirements.
4. **TURN OFF** the power during installation or maintenance to avoid electrical shock.
5. For indoor and semi outdoor use, not suitable for public outdoor.
6. The light source of this luminaire is not replaceable; when the light source reaches its end of life the whole luminaire shall be replaced.
7. Luminaire must not be used or stored in corrosive environment where hazardous materials such as Sulphur, Chlorine, Phthalates, etc., are present.