

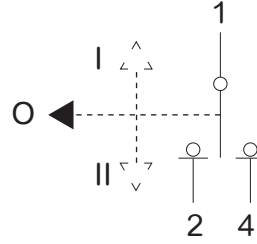


Changeover Switch (COS)
Electrical standard: AS/NZS 60947.3



CLIPSAL

by Schneider Electric



Please Note

- The installation, maintenance and eventual replacement of this device must only be carried out by a qualified electrician.
- This device must not be repaired.
- All applicable local, regional and national regulations must be complied with during the installation, use, maintenance and replacement of this device.
- This device should not be installed if, when unpacking it, you observe that it is damaged.
- Schneider Electric cannot be held responsible in the event of noncompliance with the instructions in this document and in the documents to which it refers.
- The service instruction must be observed throughout the life time of this device.

⚡ ⚠ DANGER

HAZARD OF ELECTRIC SHOCK, EXPLOSION OR ARC FLASH

- Turn off all power supplying this product before working on it.
 - Use a voltage tester with a suitable rated voltage in order to check that all active conductors are not energized.
- Failure to follow these instructions will result in death or serious injury.

⚠ WARNING

HAZARD OF CLOSING ON ELECTRICAL FAULT

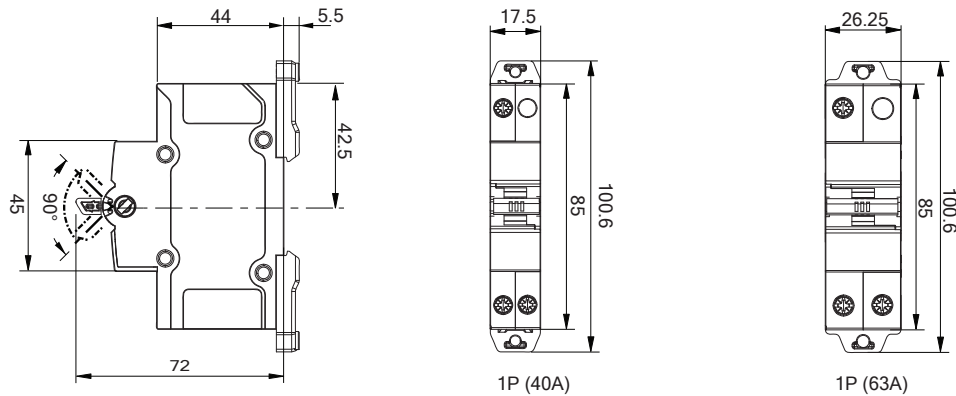
Do not close the device without first inspecting and, if necessary, repairing the downstream electrical equipment.
Failure to follow these instructions can result in death, serious injury, or equipment damage.

⚠ WARNING

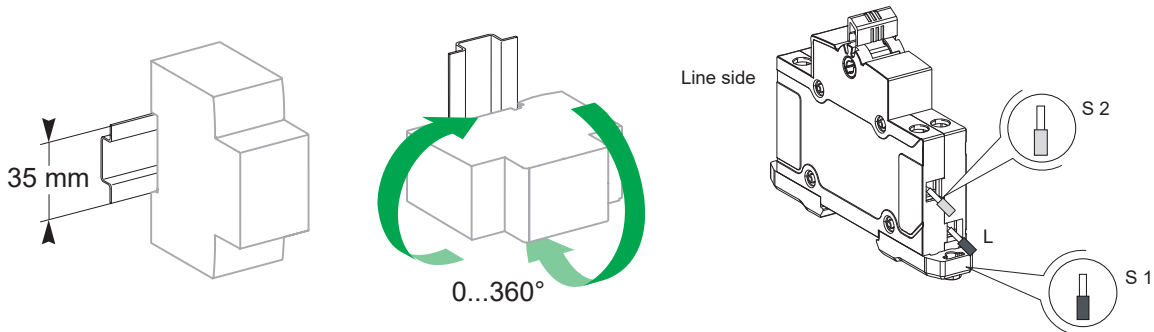
HAZARD OF FIRE

- Install the short-circuit protection device in series to Changeover Switch in upstream for protection.
 - Use only specified wiring cross-section with the equipment and comply with the specified wiring requirements.
 - Tighten the connections to the specified torque values.
- Failure to follow these instructions can result in death, serious injury, or equipment damage.

1



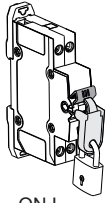
2



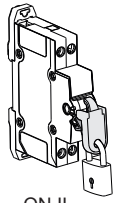
3

Max9 COS	40 A	12 mm	12 mm	1...16 mm ²	1...10 mm ²	2.5 N.m	5.5 mm PZ2
	63 A	12 mm	12 mm	1...25 mm ²	1...16 mm ²	4 N.m	6.5 mm PZ2

4



ON I



ON II

	COS
A9ASCOPL1	40A
A9ASCOPL2	63A

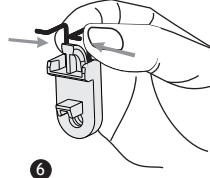
1



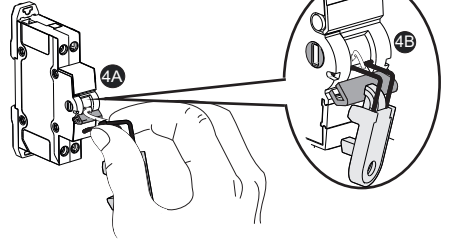
2



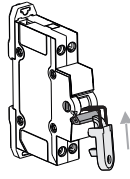
3



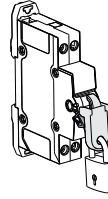
4



5



6



EN	Danger	Installation by electricians only	Disconnect before carrying out the installation
GA	Contúirt	Suiteáil ag leictreoirí amháin	Dícheangail roimh an tsuiteáil a dhéanamh
FR	Danger de mort	Montage uniquement par un électricien	Débrancher avant de procéder à l'installation
NL	Levensgevaar	Montage alleen door elektromonteurs	Koppel het apparaat los voordat u de installatie uitvoert
DE	Lebensgefahr	Montage nur durch Elektrofachkräfte	Vor dem Installieren Kabel bzw. Stecker abziehen
ES	Peligro	Debe ser instalado por un profesional eléctrico	Desconecte antes de llevar a cabo la instalación.
PT	Perigo	Deve ser instalado por um profissional	Desligar antes de efetuar a instalação
IT	Pericolo di morte	Montaggio esclusivamente ad opera di personale specializzato	Scollegare prima di effettuare l'installazione
DA	Fare	Må kun installeres af en aut. el-installatør	Frakobl før installationen udføres
NO	Fare	Må monteres av autorisert installatør Gr.L	Koble fra før installasjonen utføres
SV	Varning	Får endast utföras av behörig elektriker	Koppla ur innan du utför installationen
FI	Vaara	Asennus vain sähköasentajan toimesta	Kytke irti ennen asennuksen tekemistä
ET	Oht	Paigaldada ainult elektrikute poolt	Enne paigaldamist katkestage ühendus
LT	Pavojinga	Montavimą gali atlikti tik kvalifikuotas personalas	Atjunkite prieš atlikdami montavimo darbus
LV	Bīstami	Uzstādīšanu drīkst veikt tikai elektriķi	Atvienojiet pirms uzstādīšanas veikšanas.
PL	Niebezpieczeństwo	Montaż tylko przez uprawnionych instalatorów	Odłączyć przed przystąpieniem do instalacji
CS	Nebezpečí	Montáž pouze osobami s elektrotechnickou kvalifikací	Před provedením instalace odpojte
SK	Nebezpečenstvo	Montáž iba osobami s elektrotechnickou kvalifikáciou	Pred vykonávaním inštalácie odpojte
HU	Életveszély	Csak szakképzett személy szerelheti	Válassza le az üzembe helyezés előtt
SL	Nevarnost	Montažo lahko izvajajo samo električarji	Pred namestitvijo odklopite
HR	Opasnost	Instaliranje samo od strane električara	Odspojite prije instalacije
RO	Pericol	Instalare numai de catre elctricieni	Deconectați înainte de a efectua instalarea
BG	Опасност	Монтажът се извършва само от електротехник	Изключете преди извършване на монтажа
EL	Κίνδυνος θανάτου	Εγκατάσταση μόνο από ηλεκτρολόγους	Αποσύνδεση πριν από την εκτέλεση της εγκατάστασης
TR	Hayati Tehlike	Sadece uzman kisiler monte edebilir	Kurulumu gerçekleştirilmeden önce bağlantıyı kesin
MT	Periklu	Installazzjoni biss mill-eletrixins	Skonnettja qabel ma ssir l-installazzjoni
RU	Опасно!	Монтаж разрешается выполнять только Электрикам	Отключите перед выполнением установки
KK	Ҷауап	Тек электиктер орнатады	Орнатпас бұрын ажыратыңыз
UK	Небезпечно!	Монтаж дозволяється виконувати тільки електрикам	Відключіть установку перед виконанням монтажних робіт
AR	خطر على الحياة	التكيب فقط من قبل عمال كهرباء اخصاصيين	ت ي ب ث ل ا ذ ي ف ن ت ل ب ب ق ل ص ف ا
ZH	危險	仅允许合格电工进行安装	安装前请先断开

Clipsal by Schneider Electric (Australia) Pty Limited

33-37 Port Wakefield Road
Gepps Cross
South Australia 5094Customer Care Centre
Tel: 1300 369 233
Email: customercare.au@se.com
Fax: 1300 369 288
www.clipsal.com
SP50097-00© 2023 Clipsal Australia Pty Ltd - All rights reserved.
The identified trademarks and copyrights are the property of Clipsal Australia Pty Ltd unless otherwise noted.