

## Product data sheet

### Characteristics

# A9C20732

## iCT 25A 2NO 230...240V 50Hz contactor



### Main

Range of product	Acti9
Product name	Acti9 iCT
Product or component type	Contacteur
Device short name	iCT
Device application	Motor-heating-lighting
Poles	2P
[Ie] rated operational current	25 A AC-7A 8.5 A AC-7B
Pole contact composition	2 NO
Network type	AC
Control type	Remote control
[Uc] control circuit voltage	230...240 V AC 50 Hz

### Complementary

Network frequency	50 Hz
[Ue] rated operational voltage	250 V AC 50 Hz
Maximum power	1.2 W at 250 V AC
[Ui] rated insulation voltage	500 V AC 50 Hz
[Uimp] rated impulse withstand voltage	4 kV
Control signal type	Maintained
Switching frequency	100 switching operations/day
Local signalling	Action indicator
Hold-in power consumption in VA	2.7 VA
Inrush power in VA	9.2 VA
Mounting mode	Clip-on
Mounting support	35 mm symmetrical DIN rail
9 mm pitches	2
Height	81 mm
Width	18 mm
Depth	68.5 mm
Colour	White
Mechanical durability	1000000 cycles
Electrical durability	100000 Cycles IEC/EN 61095 25 A 50 Hz AC-7A 30000 Cycles IEC/EN 61095 8.5 A 50 Hz AC-7B 30000 Cycles IEC/EN 61095 50 Hz AC-7C 100000 Cycles EN/IEC 60947-4-1 50 Hz AC-1 30000 Cycles EN/IEC 60947-4-1 50 Hz AC-3 30000 Cycles EN/IEC 60947-4-1 50 Hz AC-5a 30000 cycles EN/IEC 60947-4-1 50 Hz AC-5b
Connections - terminals	Control circuit: tunnel type terminals2 cable(s) 1.5 mm <sup>2</sup> rigid Power circuit: tunnel type terminals1 cable(s) 1...4 mm <sup>2</sup> flexible Power circuit: tunnel type terminals1 cable(s) 1.5...6 mm <sup>2</sup> rigid Control circuit: tunnel type terminals1 cable(s) 1.5...2.5 mm <sup>2</sup> rigid Control circuit: tunnel type terminals2 cable(s) 1.5...2.5 mm <sup>2</sup> flexible
Tightening torque	Control circuit: 0.8 N.m Power circuit: 0.8 N.m

The information provided in this documentation contains general descriptions and/or technical characteristics of the performance of the products contained herein. This documentation is not intended as a substitute for and is not to be used for determining suitability or reliability of these products for specific user applications. It is the duty of any such user or integrator to perform the appropriate and complete risk analysis, evaluation and testing of the products with respect to the relevant specific application or use thereof. Neither Schneider Electric Industries SAS nor any of its affiliates or subsidiaries shall be responsible or liable for misuse of the information contained herein.

Product compatibility	IACTs IACTp IACT 24 IATEt IACTc
Compatibility code	ICT
Market segment	Residential Small commercial




## Environment

Standards	IEC/EN 61095
Noise level	30 dB
Heat dissipation	0.9 W at 50/60 Hz
IP degree of protection	IP20 conforming to IEC 60529 IP40 (modular enclosure) conforming to IEC 60529
Pollution degree	2
Tropicalisation	2 conforming to IEC 60068-1 2
Relative humidity	95 % at 55 °C
Operating altitude	2000 m
Ambient air temperature for operation	-5...60 °C
Ambient air temperature for storage	-40...70 °C

## Packing Units

Unit Type of Package 1	PCE
Number of Units in Package 1	1
Package 1 Weight	116.0 g
Package 1 Height	1.8 cm
Package 1 width	7.0 cm
Package 1 Length	8.5 cm
Unit Type of Package 2	P06
Number of Units in Package 2	1152
Package 2 Weight	150.5 kg
Package 2 Height	75.0 cm
Package 2 width	60.0 cm
Package 2 Length	80.0 cm
Unit Type of Package 3	BB1
Number of Units in Package 3	12
Package 3 Weight	1.451 kg
Package 3 Height	8.0 cm
Package 3 width	9.5 cm
Package 3 Length	23.0 cm

## Offer Sustainability

Sustainable offer status	Green Premium product
REACH Regulation	 <a href="#">REACH Declaration</a>
EU RoHS Directive	Compliant  <a href="#">EU RoHS Declaration</a>
Mercury free	Yes
RoHS exemption information	 <a href="#">Yes</a>
China RoHS Regulation	 <a href="#">China RoHS Declaration</a>
Environmental Disclosure	 <a href="#">Product Environmental Profile</a>

## Contractual warranty

Warranty	18 months
----------	-----------