

Acti9 Isobar Chassis

Catalogue 2022

se.com/au

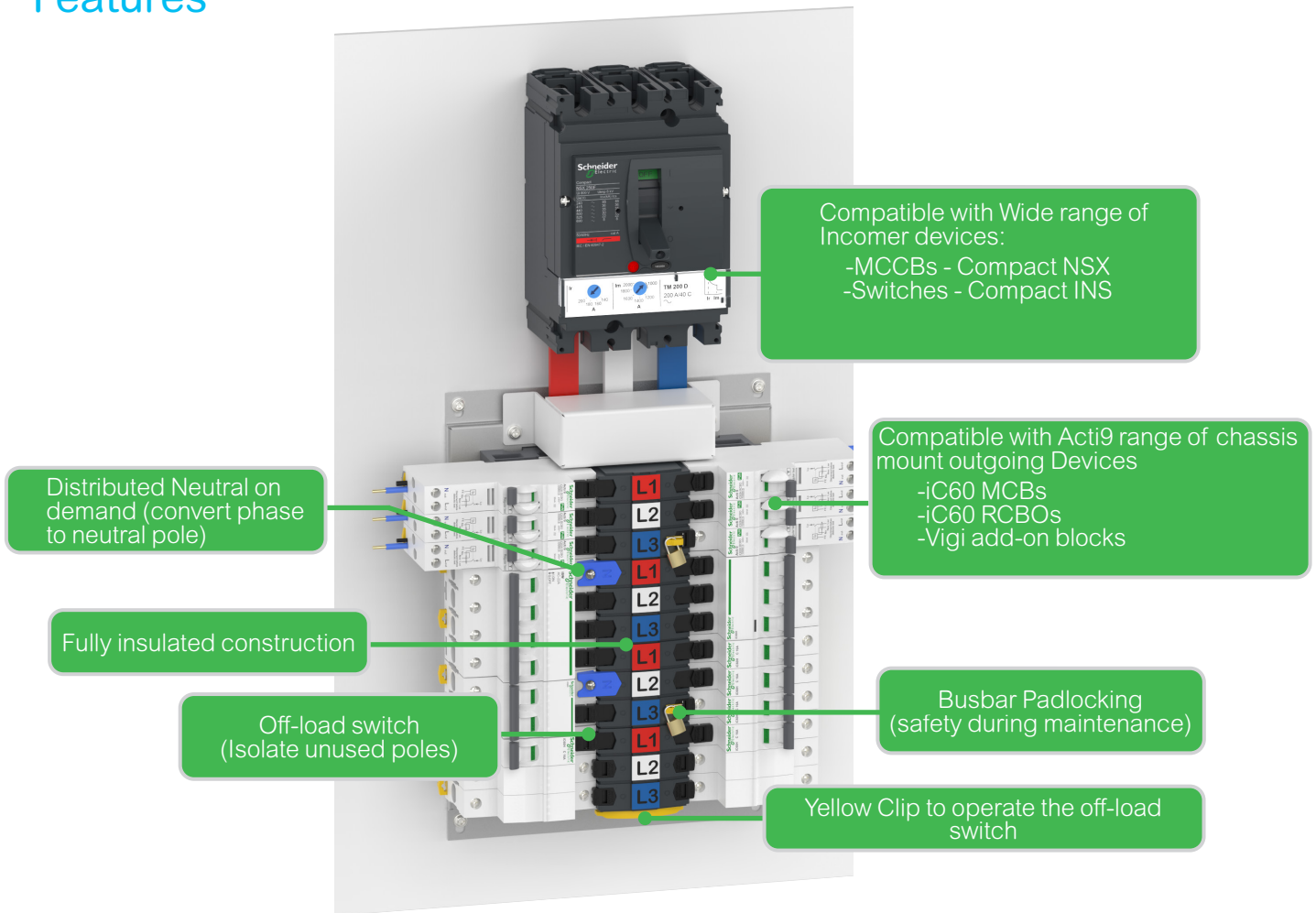
Life Is On

Schneider
Electric

Acti9 Isobar Chassis

Features and Benefits

Features



Benefits

1. Safety through a unique busbar disconnection system

The Isobar chassis is the safest distribution system for the installer and end user, due to its unique busbar disconnection system for unused busbar tee-offs. When a tee-off is not used, it can be disconnected from the mains supply via a slider switch. The encapsulated busbar system and slider switch gives a high level of protection against direct contact.

2. Innovative neutral switching feature

Isobar chassis have an option of a patented plug-in neutral adaptor(SEA9NBX), which can be used to convert any of the outgoing poles to a neutral. This allows 1P and 3P outgoing protection and control devices to be installed adjacent to 2P and 4P devices without the loss of pole places. In essence, the innovative switched neutral feature makes it possible to protect or isolate any circuit with fast and simple adaptation. The Isobar chassis is ideal for applications that require minimum down time and maximum safety.

3. Flexibility with choice of Incomer and Outgoing Devices

• Choice of Incomer Circuit protection devices

- 3P, INS250 (100 A, 160 A, 200 A, 250 A) Switch disconnectors
- 3P, NSX & NSX DC MCCBs, (100 A, 160 A, 250 A)

• Choice of Outgoing Circuit protection devices

- Suitable for Acti 9 circuit protections,
- 1P, 2P, 3P, 4P iC60, 2P C60H-DC, 18 mm poles MCBs
 - 1P, 3P Vigi iC60, 18 mm poles Add-on RCDs,
 - 1P, 2P iC60, 18 mm poles RCBOs

Refer device compatibility table for more information.

Acti9 Isobar Chassis


Functions and Technical Data

Function

Isobar's unique busbar disconnection system permits unused outgoing poles to be electrically isolated from the main supply via a slider switch. The result is enhanced protection against direct contact with live parts during testing, commissioning, and retrofit applications. The slider switch is directly adjacent to the tee-off, ensuring that the correct isolator for that circuit is switched.

Technical Data

The Isobar TNA chassis comes in various sizes from 12 to 72 poles with numerous accessories and are adaptable to most commercial and industrial applications. Isobar Off Load Switch is compliant to IEC 60947-3 ensuring unused outgoing ways are isolated. The Pan assembly supports the compliance as per AS/NZS 61439.



SEA9BN6TNA with accessories

Compliance with AS/NZS 61439.1

Design Verification Guidelines are available to assist assembly manufacturers to carry out their design verification for the final completed assembly in accordance with AS/NZS 61439 series when using Schneider Electric's metal enclosures.

Main characteristics	Performance
Main Busbar Current Rating (In)	250 A
Rated current of the assembly (InA) <i>Max full assembly achieved based on AS/NZS 61439 Verification designs (1)</i>	up to 210 A with INS250 Switch disconnector
Rated operational voltage (Ue)	415 V AC 50 Hz
Rated Insulation voltage (Ui)	500 V
Rated impulse withstand voltage (Uimp)	6 kV
Rated Short circuit Withstand Rating (Icw)	25 kA/100 ms
Pollution degree	3
Mechanical endurance for isobar off-load switch	3000 cycles
Form of separation	2bi and 4aih
Chassis Power Loss	Power or watts losses are dependent on the chassis size, length and current loading.

1) Based on AS/NZS 61439 Design Verification guidelines:

- [Isobar Chassis - Design Verification Guidelines](#)

Acti9 Isobar Chassis

Commercial References

TNA Chassis 250 A, 3 Ph, 18 mm for iC60 MCBs, RCBOs & Add-on Vigi block

Pan assemblies - 3 phase for switchboard mounting have option to convert phase to neutral for outgoing poles



SEA9BN6TNA

Part Reference	No of Single Poles
SEA9BN4TNA	12
SEA9BN6TNA	18
SEA9BN8TNA	24
SEA9BN12TNA	36
SEA9BN16TNA	48
SEA9BN18TNA	54
SEA9BN24TNA	72

Distributed neutral kits



SEA9NB4



SEA9NKIT

Part Reference	Description	No of Ways
SEA9NB4	Distributed neutral kit for 4 way TP&N	12
SEA9NB6	Distributed neutral kit for 6 way TP&N	18
SEA9NB8	Distributed neutral kit for 8 way TP&N	24
SEA9NB12	Distributed neutral kit for 12 way TP&N	36
SEA9NB16	Distributed neutral kit for 16 way TP&N	48
SEA9NB18	Distributed neutral kit for 18 way TP&N	54
SEA9NB24	Distributed neutral kit for 24 way TP&N	72
SEA9NKIT	Phase to Neutral conversion kit (pack of 4)	

Accessories



A9TNA250CK

Commercial reference	Description
SEA9BP	Blank Pole
SEA9ISOPLA	Slider padlocking
SEA9TB1001	1P 125 A cable connection kit
SEA9TB2253	3P 225 A cable connection kit
A9TNA250CK	3P 250 A Compact NSX and Compact INS connection kit
ISOBOOTS	Pack of 50 insulation boots for tee-offs



SEA9TB2253



SEA9ISOPLA



SEA9BP









SEA9TB1001







ISOBOOTS

Acti9 Isobar Chassis

Compatibility Table for outgoing Devices

Compatible devices for outgoing poles		
for MCB	for RCBO	for Add-on Vigi block
1P, 2P, 3P, 4P iC60	1P+N, 2P iC60	1P+N, 3P+N iC60
		
		 Compatible with Distributed N Kit

Compatibility Table for Incomer Devices

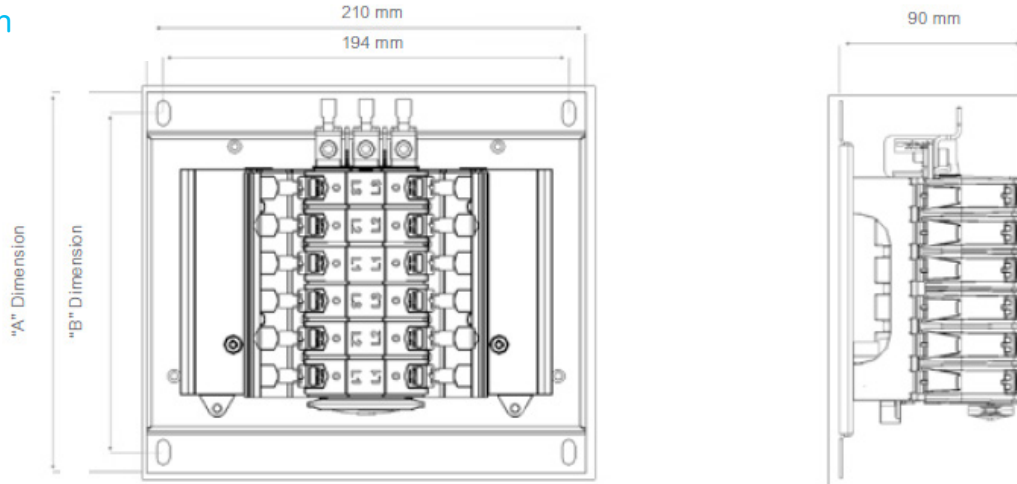
Isobar TNA Chassis		
Incomers	Connection Kit	
<p>3 Pole Device</p> <p>Compact NSX Switch</p> 	<p>A9TNA250CK : Direct connection kit</p> 	<p>SEA9TB2253 : Cable connection kit</p> 
<p>Compact INS Switch</p> 		

The A9TNA250CK connection kit allows connection between incomer and chassis without the need to modify the switchboard.

SEA9TB2253 cable connection kit is also available for easy installation with wide range of incomers (also incomers not listed in the above table)

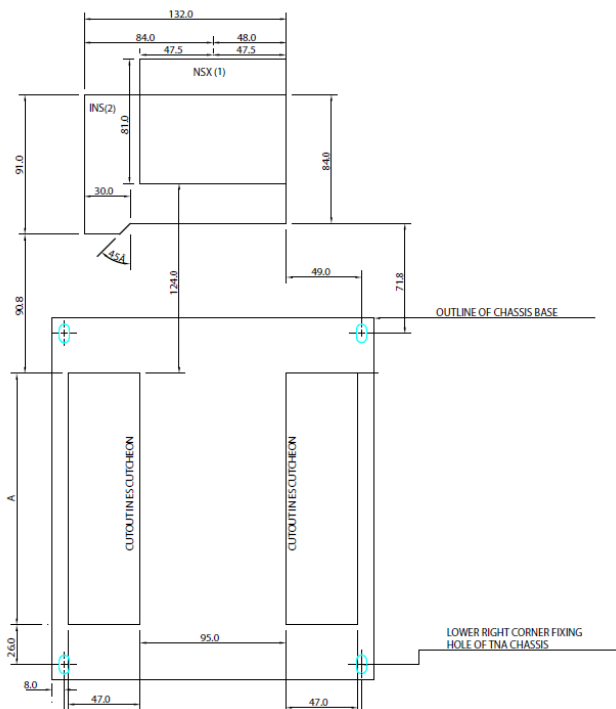
Acti9 Isobar Chassis Dimension

TNA Version



Dimensions (mm) TNA Version		
Part No	A	B
SEA9BN4TNA	182	162
SEA9BN6TNA	236	216
SEA9BN8TNA	290	270
SEA9BN12TNA	398	378
SEA9BN16TNA	506	486
SEA9BN18TNA	560	540
SEA9BN24TNA	722	702

Escutcheon cut out for TNA Isobar



Dimensions details				
Circuit breaker type	Catalogue No.	Pole size	Dimensions A	Current rating
iC60H iC60N	SEA9BN4TNA	12	110	250 A
	SEA9BN6TNA	18	164	
	SEA9BN8TNA	24	218	
	SEA9BN12TNA	36	326	
	SEA9BN16TNA	48	434	
	SEA9BN18TNA	54	488	
	SEA9BN24TNA	72	650	

Note:

1. Cutout for compact NSX100/250.
2. Cutout for INS250 main switch.
3. All dimensions in millimetres.



Green Premium™

Endorsing eco-friendly products in the industry



Green Premium is the only label that allows you to effectively develop and promote an environmental policy whilst preserving your business efficiency. This ecolabel guarantees compliance with up-to-date environmental regulations, but it does more than this.

Over 75% of Schneider Electric manufactured products have been awarded the Green Premium ecolabel



Discover what we mean by green ...

Check your products!

Schneider Electric's Green Premium ecolabel is committed to offering transparency, by disclosing extensive and reliable information related to the environmental impact of its products:

RoHS

Schneider Electric products are subject to RoHS requirements at a worldwide level, even for the many products that are not required to comply with the terms of the regulation. Compliance certificates are available for products that fulfil the criteria of this European initiative, which aims to eliminate hazardous substances.

REACH

Schneider Electric applies the strict REACH regulation on its products at a worldwide level, and discloses extensive information concerning the presence of SVHC (Substances of Very High Concern) in all of its products.

PEP: Product Environmental Profile

Schneider Electric publishes complete set of environmental data, including carbon footprint and energy consumption data for each of the lifecycle phases on all of its products, in compliance with the ISO 14025 PEP ecopassport program. PEP is especially useful for monitoring, controlling, saving energy, and/or reducing carbon emissions.

EoLI: End of Life Instructions

Available at the click of a button, these instructions provide:

- Recyclability rates for Schneider Electric products
- Guidance to mitigate personnel hazards during the dismantling of products and before recycling operations
- Parts identification for recycling or for selective treatment, to mitigate environmental hazards/ incompatibility with standard recycling processes

Life Is On | **Schneider**
Electric

Schneider Electric (Australia) Pty. Ltd.

Head Office
2 Banfield Road, Macquairie Park, NSW, 2113
New South Wales
Phone: 13 73 28 (13SEAU)

Customer Service

telephone: 13 73 28 (13SEAU)
e-mail: customer care.au@se.com
website: www.se.com/au

01-2023

© 2023 - Schneider Electric. All Rights Reserved.
All trademarks are owned by Schneider Electric Industries SAS or its affiliated companies.

This document has been
printed on recycled paper

