



Australia's Leading Metal Conduit
Manufacturer since 1994



Williams Mining & Industrial Sales Pty Ltd.



Stainless, Locfit, Galvanised & Powder Coated Rigid Conduits



Conduit Fittings and Accessories



Stainless Steel and PVC Coated Flexible Conduits



Cable Cover and Warning Tape

PRODUCT CATALOGUE

www.williamsmining.com.au

HEAD OFFICE

Williams Mining & Industrial Sales Pty Ltd
28 Burwood Avenue
WOODVILLE NORTH. SA. 5012

PO Box 447
WALKERVILLE. SA. 5081

P: +61 8 8268 5477
F: +61 8 8268 5433
E: info@williamsmining.com.au

STOCKING CENTRES

WESTERN AUSTRALIA

Williams Mining & Industrial Sales Pty Ltd
Unit 7 / 18 Oxleigh Drive
MALAGA. WA. 6090
P: +61 8 9248 3664
F: +61 8 9248 3665
E: Info@williamsmining.com.au

VICTORIA

Williams Mining & Industrial Sales Pty Ltd
M: 0418816740
P: +61 8 8268 5477
F: +61 8 8268 5433
E: Info@williamsmining.com.au

NORTHERN TERRITORY

NT Supply Solutions
47 Hickman Street
WINNELLIE. NT. 0820
P: +61 8 8947 5000
F: +61 8 8947 5006
E: Info@williamsmining.com.au

TASMANIA

Gordon Wood & Co
31 Sunderland Street
MOONAH.TAS. 7009
P: +61 3 6273 4455
F: +61 3 6273 4734
E: Info@williamsmining.com.au

North Queensland

Coaction Agencies
Unit 1, 10 Gurney Street,
Garbutt. QLD. 4814
P: +61 7 4728 3025
F: +61 7 4755 7599
E: peter@coaction.net.au

Index

Threaded Conduits	4
Threaded Conduit Fittings	5,6,7
Rigid Nominal Bore Conduit (NB)	8
Rigid Nominal Bore Conduit Fittings (NB)	9,10
Locfit Conduit & Fittings	11,12,13
Stainless Steel Conduit	14
Stainless Steel Conduit Fittings	15,16,17,18,19
Stainless Steel Earth Rods	20
Stainless Steel/PVC Coated Flexible Steel Conduit	21,22,23
Ducting (Galvanized)	24
Cable Cover & Warning Tape	25
SS Trunking Systems	26
Trunking & Accessories (stainless Steel)	27
Struts, Pipe Clips & Accessories (Stainless Steel & Galvanized)	28,29,30,31,32,33,34,35,36,37,38,39,40
Basket Trays & Cable Trays (Stainless Steel)	41
Enclosures (Stainless Steel)	42
Enclosures (Stainless Steel)	43
Enclosures (Stainless Steel)	44
WMI-VHD-A Data Sheet Australian Made very heavy duty Conduit to AS2053.7	45
WMI-LF-A Data Sheet Australian Made threadless (Locfit) Conduit to AS2053.7	46
WMI-VHD-I Data Sheet Imported Conduit very heavy duty Conduit to AS2053.7	47
WMI-C3-A Data Sheet Australian Made heavy duty Conduit to AS2053.7	48
WMI-NB Rigid Conduits: Data Sheet 20NB, 25NB, 32NB, 40NB, 50NB, 65NB, 80NB, 100NB	49,50,51, 52, 53,54,55,56
Contractors guide to IP Ratings	57
Projects	58

ELECTRO-GALVANISED HEAVY DUTY THREADED CONDUIT – AUSTRALIAN MADE



PART NO.	SIZE	BUNDLE	WEIGHT
WMI-20C3-A	20 mm	10 Lengths	2.9 KG
WMI-25C3-A	25 mm	7 Lengths	4.1 KG
WMI-32C3-A	32 mm	5 Lengths	5.4 KG
WMI-40C3-A	40 mm	3 Lengths	6.8 KG
WMI-50C3-A	50 mm	3 Lengths	9.4 KG

SUPPLIED WITH COUPLING – Standard 4 meter lengths – BOTH ENDS THREADED
- Class 3 HD – Manufactured to AS/NZ2053.7 -Galv to AS/NZ1397-2001

GALVANISED VERY HEAVY DUTY THREADED CONDUIT – MAXI AUSTRALIAN MADE



PART NO.	SIZE	BUNDLE	WEIGHT
WMI-20VHD-A	20 mm	10 Lengths	2.9 KG
WMI-25VHD-A	25 mm	7 Lengths	4.1 KG
WMI-32VHD-A	32 mm	5 Lengths	5.4 KG
WMI-40VHD-A	40 mm	3 Lengths	6.8 KG
WMI-50VHD-A	50 mm	3 Lengths	9.4 KG
WMI-63VHD-A	63 mm	1 Length	13.6 KG

SUPPLIED WITH COUPLING – Standard 4 meter lengths – BOTH ENDS THREADED
- Class 4 VHD – Manufactured to AS/NZ2053.7 – Galv to AS/NZ1397-

HOT DIP GALVANISED VERY HEAVY DUTY THREADED CONDUIT – **IMPORTED**



PART NO.	SIZE	BUNDLE	WEIGHT
WMI-20VHD-I	20 mm	10 Lengths	2.9 KG
WMI-25VHD-I	25 mm	7 Lengths	4.1 KG
WMI-32VHD-I	32 mm	5 Lengths	5.4 KG
WMI-40VHD-I	40 mm	3 Lengths	6.8 KG
WMI-50VHD-I	50 mm	3 Lengths	9.4 KG

SUPPLIED WITH COUPLING – Standard 4 meter lengths – BOTH ENDS THREADED
- Class VHD – Manufactured to AS/NZ2053.7 – HDG to AS4680:2006 -

POWDER COATED THREADED CONDUIT – AUSTRALIAN MADE



PART NO.	SIZE	BUNDLE	WEIGHT
WMI-20PC-A	20 mm	10 Lengths	2.9 KG
WMI-25PC-A	25 mm	7 Lengths	4.1 KG
WMI-32PC-A	32 mm	5 Lengths	5.4 KG
WMI-40PC-A	40 mm	3 Lengths	6.8 KG
WMI-50PC-A	50 mm	3 Lengths	9.4 KG

SUPPLIED WITH COUPLING – Standard 4 meter lengths – BOTH ENDS THREADED
- Class 3 HD – Manufactured to AS/NZ2053.7 – Spectrum of Colours Available -

ALL STEEL FITTINGS ARE HOT DIPPED GALVANISED

THREADED COUPLING



PART NO.	SIZE
WMI-C20CC	20 mm
WMI-C25CC	25 mm
WMI-C32CC	32 mm
WMI-C40CC	40 mm
WMI-C50CC	50 mm
WMI-C63CC	63 mm

THREADED SWEEP BENDS



PART NO.	SIZE
WMI-20SB	20mm
WMI-25SB	25mm
WMI-32SB	32 mm
WMI-40SB	40 mm
WMI-50SB	50 mm

THREADED SOLID ELBOW



PART NO.	SIZE
WMI-20SE	20 mm
WMI-25SE	25 mm
WMI-32SE	32 mm
WMI-40SE	40 mm
WMI-50SE	50 mm

THREADED INSPECTION ELBOW



PART NO.	SIZE
WMI-20IE	20 mm
WMI-25IE	25 mm
WMI-32IE	32 mm
WMI-40IE	40 mm
WMI-50IE	50 mm

THREADED INSPECTION TEE



PART NO.	SIZE
WMI-20IT	20 mm
WMI-25IT	25 mm
WMI-32IT	32 mm
WMI-40IT	40 mm
WMI-50IT	50 mm

THREADED 1 WAY JUNCTION BOX



PART NO.	SIZE
WMI-201JB	20 mm 1 Way
WMI-251JB	25 mm 1 Way
WMI-321JB	32 mm 1 Way
WMI-401JB	40 mm 1 Way
WMI-501JB	50 mm 1 Way

THREADED 2 WAY JUNCTION BOX



PART NO.	SIZE
WMI-202JB	20 mm 2 Way
WMI-252JB	25 mm 2 Way
WMI-322JB	32 mm 2 Way
WMI-402JB	40 mm 2 Way
WMI-502JB	50 mm 2 Way

THREADED 3 WAY JUNCTION BOX



PART NO.	SIZE
WMI-203JB	20 mm 3 Way
WMI-253JB	25 mm 3 Way
WMI-323JB	32 mm 3 Way
WMI-403JB	40 mm 3 Way
WMI-503JB	50 mm 3 Way

THREADED 4 WAY JUNCTION BOX



PART NO.	SIZE
WMI-204JB	20 mm 4 Way
WMI-254JB	25 mm 4 Way
WMI-324JB	32 mm 4 Way
WMI-404JB	40 mm 4 Way
WMI-504JB	50 mm 4 Way

THREADED ANGLED JUNCTION BOX



PART NO.	SIZE
WMI-202AJB	20 mm Angled
WMI-252AJB	25 mm Angled
WMI-322AJB	32 mm Angled
WMI-402AJB	40 mm Angled
WMI-502AJB	50 mm Angled

ZINC PLATED THREADED LOCKNUT




PART NO.	SIZE
WMI-LN16G	16 mm
WMI-LN20G	20 mm
WMI-LN25G	25 mm
WMI-LN32G	32mm
WMI-LN40G	40 mm
WMI-LN50G	50 mm

ZINC PLATED THREADED NIPPLE




PART NO.	SIZE
WMI-N16G	16 mm
WMI-N20G	20 mm
WMI-N25G	25 mm
WMI-N32G	32 mm
WMI-N40G	40 mm
WMI-N50G	50 mm


Spacer Saddles

	PART NO.	Description
	WMI-SPS20Z	20mm Spacer Saddle Electro Zinc Plated
	WMI-SPS25Z	25 mm Spacer Saddle Electro Zinc Plated
	WMI-SPS32Z	32 mm Spacer Saddle Electro Zinc Plated


Male Hook

	PART NO.	Description
	WMI-MH20G	20mm Hook Bolt


Distance Saddles

	PART NO.	SIZE
	WMI-DS20G	20 mm Gal/Distance Saddle
	WMI-DS25G	25 mm Gal/Distance Saddle
	WMI-DS32G	32 mm Gal/Distance Saddle
	WMI-EDS20G	20 mm Extra Deep Saddle
	WMI-EDS25G	25 mm Extra Deep Saddle
	WMI-EDS32G	32 mm Extra Deep Saddle

Lock Rings

	PART NO.	Description
	WMI-LR20G	20 mm Lock Rings
	WMI-LR25G	25 mm Lock Rings
	WMI-LR32G	32 mm Lock Rings
	WMI-LR40G	40 mm Lock Rings
	WMI-LR50G	50 mm Lock Rings

Conduit Thread Protector (End Caps)

	PART NO.	Description
	WMI-PC20	20 mm Plastic End Cap
	WMI-PC25	25 mm Plastic End Cap
	WMI-PC32	32 mm Plastic End Cap
	WMI-PC40	40 mm Plastic End Cap
	WMI-PC50	50 mm Plastic End Cap

THREADED REDUCER



PART NO.	SIZE
WMI-R20-16	20 – 16 mm
WMI-R25-20	25 – 20 mm
WMI-R32-25	32 – 25 mm
WMI-R40-32	40 – 32 mm
WMI-R50-40	50 – 40 mm
WMI-R63-50	63 – 50 mm

THREADED HEX PLUGS



PART NO.	SIZE
WMI-HP16G	16 mm
WMI-HP20G	20 mm
WMI-HP25G	25 mm
WMI-HP32G	32 mm
WMI-HP40G	40 mm
WMI-HP50G	50 mm
WMI-HP63G	63 mm

THREADED BARREL UNIONS



PART NO.	SIZE
WMI-BU20G	20 mm
WMI-BU25G	25 mm
WMI-BU32G	32 mm
WMI-BU40G	40 mm
WMI-BU50G	50 mm

THREADED BRASS MALE BUSHES



PART NO.	SIZE
WMI-MB20	20mm Brass Male Conduit Bush
WMI-MB25	25mm Brass Male Conduit Bush
WMI-MB32	32mm Brass Male Conduit Bush

THREADED DOME COVER



PART NO.	SIZE
WMI-PP20	20mm Pendant Plate
WMI-PP25	25 mm Pendant Plate

ZINC SADDLES



PART NO.	SIZE
WMI-FS20	20mm Full Saddle
WMI-FS25	25mm Full Saddle
WMI-FS32	32mm Full Saddle
WMI-FS40	40mm Full Saddle
WMI-FS50	50mm Full Saddle
WMI-HS20	20mm Half Saddle
WMI-HS25	25mm Half Saddle
WMI-HS32	32mm Half Saddle
WMI-HS40	40mm Half Saddle
WMI-HS50	50mm Half Saddle

RIGID NOMINAL BORE CONDUITS GALVANIZED

	PART NO.	Internal Diameter	Outside Diameter	Wall thickness (mm)	Weight Kg / mtr	
	WMI-20NB	20mm	26.9	2.3	1.40	
	WMI-25NB	25mm	33.7	2.6	1.99	
	WMI-32NB	32mm	42.4	3.2	3.09	
	WMI-40NB	40mm	48.3	3.2	3.56	
	WMI-50NB	50mm	60.3	3.6	5.03	
	WMI-65NB	65mm	76.1	3.6	6.44	
	WMI-80NB	80mm	88.9	4.0	8.38	
	WMI-100NB	100mm	114.3	4.5	12.20	
- SUPPLIED WITH COUPLING – Standard 3.2 or 6.5 meter lengths – BOTH ENDS THREADED – Also Available in Plain End.						

Rigid Conduits available in the following styles:

Standard Rigid NB Conduit	Rigid NB Roll Groove Conduit	Rigid NB Locfit Conduit

RIGID NOMINAL BORE GALVANISED CONDUIT COUPLINGS

	PART NO.	Description
	WMI-C20NB	20NB Gal/Rigid Conduit Coupling
	WMI-C25NB	25NB Gal/Rigid Conduit Coupling
	WMI-C32NB	32NB Gal/Rigid Conduit Coupling
	WMI-C40NB	40NB Gal/Rigid Conduit Coupling
	WMI-C50NB	50NB Gal/Rigid Conduit Coupling
	WMI-C65NB	65NB Gal/Rigid Conduit Coupling
	WMI-C80NB	80NB Gal/Rigid Conduit Coupling
	WMI-C100NB	100NB Gal/Rigid Conduit Coupling
	WMI-C150NB	150NB Gal/Rigid Conduit Coupling

RIGID NOMINAL BORE GALVANISED LOCK NUT

	PART NO.	SIZE
	WMI-LN20NB	20NB
	WMI-LN25NB	25NB
	WMI-LN32NB	32NB
	WMI-LN40NB	40NB
	WMI-LN50NB	50NB
	WMI-LN65NB	65NB
	WMI-LN80NB	80NB
	WMI-LN100NB	100NB

RIGID NOMINAL BORE GALVANISED FEMALE ELBOW



PART NO.	SIZE
WMI-FE20NB	20NB
WMI-FE25NB	25NB
WMI-FE32NB	32NB
WMI-FE40NB	40NB
WMI-FE50NB	50NB
WMI-FE65NB	65NB
WMI-FE80NB	80NB
WMI-FE100NB	100NB

RIGID NOMINAL BORE GALVANISED FEMALE / MALE ELBOW



PART NO.	SIZE
WMI-FME20NB	20NB
WMI-FME25NB	25NB
WMI-FME32NB	32NB
WMI-FME40NB	40NB
WMI-FME50NB	50NB
WMI-FME65NB	65NB
WMI-FME80NB	80NB
WMI-FME100NB	100NB

RIGID NOMINAL BORE GALVANISED REDUCING SOCKETS



PART NO.	SIZE
WMI-R25-20NB	25-20NB
WMI-R32-25NB	32-25NB
WMI-R40-32NB	40-32NB
WMI-R50-40NB	50-40NB
WMI-R65-50NB	65-50NB
WMI-R80-65NB	80-65NB
WMI-R100-80NB	100-80NB

RIGID NOMINAL BORE GALVANISED NIPPLE



PART NO.	SIZE
WMI-N20NB	20NB Gal/Rigid Conduit Nipple
WMI-N25NB	25NB Gal/Rigid Conduit Nipple
WMI-N32NB	32NB Gal/Rigid Conduit Nipple
WMI-N40NB	40NB Gal/Rigid Conduit Nipple
WMI-N50NB	50NB Gal/Rigid Conduit Nipple
WMI-N65NB	65NB Gal/Rigid Conduit Nipple
WMI-N80NB	80NB Gal/Rigid Conduit Nipple
WMI-N100NB	100NB Gal/Rigid Conduit Nipple

RIGID NOMINAL BORE GALVANISED CROSS



PART NO.	SIZE
WMI-X20NB	20NB
WMI-X25NB	25NB
WMI-X32NB	32NB
WMI-X40NB	40NB
WMI-X50NB	50NB
WMI-X65NB	65NB
WMI-X80NB	80NB
WMI-X100NB	100NB

RIGID NOMINAL BORE GALVANISED TEE



PART NO.	SIZE
WMI-T20NB	20NB Gal/Rigid Conduit Tee
WMI-T25NB	25NB Gal/Rigid Conduit Tee
WMI-T32NB	32NB Gal/Rigid Conduit Tee
WMI-T40NB	40NB Gal/Rigid Conduit Tee
WMI-T50NB	50NB Gal/Rigid Conduit Tee
WMI-T65NB	65NB Gal/Rigid Conduit Tee
WMI-T80NB	80NB Gal/Rigid Conduit Tee
WMI-T100NB	100NB Gal/Rigid Conduit Tee

RIGID NOMINAL BORE END CAP



PART NO.	SIZE
WMI-EC20NB	20NB Gal/Rigid Conduit End Cap
WMI-EC25NB	25NB Gal/Rigid Conduit End Cap
WMI-EC32NB	32NB Gal/Rigid Conduit End Cap
WMI-EC40NB	40NB Gal/Rigid Conduit End Cap
WMI-EC50NB	50NB Gal/Rigid Conduit End Cap
WMI-EC65NB	65NB Gal/Rigid Conduit End Cap
WMI-EC80NB	80NB Gal/Rigid Conduit End Cap
WMI-EC100NB	100NB Gal/Rigid Conduit End Cap

RIGID NOMINAL BORE GALVANISED BARREL UNION



PART NO.	SIZE
WMI-BU20NB	20NB Gal/Rigid Barrel Union
WMI-BU25NB	25NB Gal/Rigid Barrel Union
WMI-BU32NB	32NB Gal/Rigid Barrel Union
WMI-BU40NB	40NB Gal/Rigid Barrel Union
WMI-BU50NB	50NB Gal/Rigid Barrel Union
WMI-BU65NB	65NB Gal/Rigid Barrel Union
WMI-BU80NB	80NB Gal/Rigid Barrel Union
WMI-BU100NB	100NB Gal/Rigid Barrel Union

AT LAST!

STEEL CONDUIT THAT REQUIRES NO THREADING

W M I S

LOCFIT



SIMPLICITY OF ASSEMBLY IS THE KEY TO BOSAL'S LABOUR SAVING ADVANTAGE OF STEEL CONDUIT. NO SPECIAL TOOLS, NO THREADING.

- Assemble the threadless steel conduit system in less than half the time taken to install conventional steel conduit.
- Its ease of bending, snug fit and compatibility with steel conduits of earlier design combined with its competitive price, have revolutionised electrical contracting worldwide.
- Conduit sections are joined simply by tapping together. Contact is made between the conduit and fittings by a deformation in the outer expansion, ensuring continuous conductivity.
- The reduction in tooling makes smaller painstaking installations more profitable and viable for contractors.
- Tested and approved by International Standards Authorities and conforming to Revised AS/NZS 2053:7:1995 Conduits and fittings for electrical installations.


LOCFIT GALVANISED CONDUIT




PART NO.	SIZE	BUNDLE	Weight P/L
WMI-20LF-A	20 mm	10 Lengths	2.5 kg
WMI-25LF-A	25 mm	7 Lengths	3.5 kg
WMI-32LF-A	32 mm	5 Lengths	4.9 kg
WMI-40LF-A	40 mm	3 Lengths	6.4 kg
WMI-50LF-A	50 mm	3 Lengths	8.0 kg

SUPPLIED WITH COUPLING – Standard 4 meter lengths – PLAIN ENDS
Manufactured and Approved to AS2053.7 –Galvanized to AS4750 & AS1397


LOCFIT CONDUIT FITTING 1 WAY JUNCTION BOX

	PART NO.	SIZE
	WMI-7-201-301-6	20 mm Side Entry 1 Way
	WMI-7-250-301-6	25 mm Side Entry 1 Way


LOCFIT CONDUIT FITTING 2 WAY JUNCTION BOX

	PART NO.	SIZE
	WMI-7-201-302-6	20 mm Side Entry 2 Way Angle
	WMI-7-201-318-6	20 mm Side Entry 2 Way Through
	WMI-7-250-302-6	25 mm Side Entry 2 Way Angle
	WMI-7-250-318-6	25 mm Side Entry 2 Way Through


LOCFIT CONDUIT FITTING 3 WAY JUNCTION BOX

	PART NO.	SIZE
	WMI-7-201-303-6	20 mm Side Entry 3 Way
	WMI-7-250-303-6	25mm Side Entry 3 Way


LOCFIT CONDUIT FITTING 4 WAY JUNCTION BOX

	PART NO.	SIZE
	WMI-7-201-304-6	20 mm Side Entry 4 Way
	WMI-7-250-304-6	25 mm Side Entry 4 Way


LOCFIT CONDUIT FITTING INSPECTION TEE

	PART NO.	SIZE
	WMI-7-200-20IT-6	20 mm
	WMI-7-250-25IT-6	25 mm


LOCFIT CONDUIT FITTING INSPECTION ELBOW

	PART NO.	SIZE
	WMI-7-200-20IE-6	20 mm
	WMI-7-250-25IE-6	25 mm


LOCFIT CONDUIT COUPLINGS

	PART NO.	SIZE
	WMI-7-200-101-6	20 mm
	WMI-7-250-101-6	25 mm
	WMI-7-320-101-6	32 mm
	WMI-7-400-101-6	40 mm
	WMI-7-500-101-6	50 mm


LOCFIT CONDUIT FITTING FEMALE THREAD ADAPTOR

	PART NO.	SIZE
	WMI-7-201-316-6	20 mm
	WMI-7-250-316-6	25 mm
	WMI-7-320-316-6	32 mm
	WMI-7-400-316-6	40 mm


LOCFIT CONDUIT FITTING MALE THREAD ADAPTOR

	PART NO.	SIZE
	WMI-7-201-317-6	20 mm
	WMI-7-250-317-6	25 mm
	WMI-7-320-317-6	32 mm
	WMI-7-400-317-6	40 mm
	WMI-7-500-317-6	50 mm

LOCFIT CONDUIT FITTING 90 DEGREE BEND


	PART NO.	SIZE
	WMI-7-200-201-6	20 mm
	WMI-7-250-201-6	25 mm
	WMI-7-320-201-6	32 mm
	WMI-7-400-201-6	40 mm
	WMI-7-500-201-6	50 mm


CONDUIT BENDERS AND ACCESSORIES


	PART NO.	SIZE
	WMI-5001	50 ML ADHESIVE LOCTITE 638
	WMI-7-200-315-6	20MM CONDUIT BENDER
	WMI-7-205-315-6	25MM CONDUIT BENDER
	WMI-7-320-315-6	32MM CONDUIT BENDER





STAINLESS STEEL THREADED CONDUITS			PER 3 MTR LENGTH
PART NO.	SIZE	WALL THICKNESS	THREAD
WMI-SSCON20	19.05mm OD	1.6mm	1.5 Pitch
WMI-SSCON25	25.00mm OD	1.6mm	1.5 Pitch
WMI-SSCON32	31.80mm OD	1.6mm	1.5 Pitch
WMI-SSCON38	38.10mm OD	1.6mm	1.5 Pitch
WMI-SSCON50	50.00mm OD	1.6mm	1.5 Pitch
WMI-SSCON63	63.50mm OD	1.6mm	1.5 Pitch
SUPPLIED WITH COUPLING - Standard 3 meter lengths - BOTH ENDS THREADED <i>- 316 Marine & Food Grade – 320 grit polished finish -</i>			

STAINLESS STEEL PLAIN THREADED COUPLING		
	PART NO.	SIZE
	WMI-SSPC20	20 mm
	WMI-SSPC25	25 mm
	WMI-SSPC32	32 mm
	WMI-SSPC40	38 mm (40mm)
	WMI-SSPC50	50 mm


STAINLESS STEEL PLAIN BENDS		
	PART NO.	SIZE
	WMI-SSPB 20	20 mm
	WMI-SSPB 25	25 mm
	WMI-SSPB 32	32 mm
	WMI-SSPB 38	38 mm (40mm)
	WMI-SSPB 50	50 mm

STAINLESS STEEL INSPECTION ELBOW		
	PART NO.	SIZE
	WMI-SSIB 20	20 mm
	WMI-SSIB 25	25 mm
	WMI-SSIB 32	32 mm
SUPPLIED WITH LID - IP67 RATED		


STAINLESS STEEL INSPECTION TEE		
	PART NO.	SIZE
	WMI-SSIT 20	20 mm
	WMI-SSIT 25	25 mm
	WMI-SSIT 32	32 mm
SUPPLIED WITH LID - IP67 RATED		

STAINLESS STEEL 1 WAY JUNCTION BOX		
	PART NO.	SIZE
	WMI-SSJB20/1	20 mm 1 Way
	WMI-SSJB25/1	25 mm 1 Way
	WMI-SSJB32/1	32 mm 1 Way
SUPPLIED WITH LID & 2 SCREWS - IP67 RATED -		


STAINLESS STEEL 2 WAY JUNCTION BOX

	PART NO.	SIZE
	WMI-SSJB 20/2	20 mm 2 Way
	WMI-SSJB 25/2	25 mm 2 Way
	WMI-SSJB 32/2	32 mm 2 Way
SUPPLIED WITH LID & 2 SCREWS - IP67 RATED -		


STAINLESS STEEL ANGLED JUNCTION BOX

	PART NO.	SIZE
	WMI-SSJB 20/A	20 mm Angled
	WMI-SSJB 25/A	25 mm Angled
	WMI-SSJB 32/A	32 mm Angled
SUPPLIED WITH LID & 2 SCREWS - IP67 RATED -		


STAINLESS STEEL 3 WAY JUNCTION BOX

	PART NO.	SIZE
	WMI-SSJB 20/3	20 mm 3 Way
	WMI-SSJB 25/3	25 mm 3 Way
	WMI-SSJB 32/3	32 mm 3 Way
SUPPLIED WITH LID & 2 SCREWS - IP67 RATED -		


STAINLESS STEEL 4 WAY JUNCTION BOX

	PART NO.	SIZE
	WMI-SSJB 20/4	20 mm 4 Way
	WMI-SSJB 25/4	25 mm 4 Way
	WMI-SSJB 32/4	32 mm 4 Way
SUPPLIED WITH LID & 2 SCREWS - IP67 RATED -		


STAINLESS STEEL PENDANT PLATE

	PART NO.	SIZE
	WMI-SSPP 20	20 mm
	WMI-SSPP 25	25 mm
	WMI-SSPP 32	32 mm
Supplied with 2 Screws		


STAINLESS STEEL LOCKNUT

	PART NO.	SIZE
	WMI-SSLN 20	20 mm
	WMI-SSLN 25	25 mm
	WMI-SSLN 32	32 mm
	WMI-SSLN 38	38 mm (40mm)
	WMI-SSLN 50	50 mm


STAINLESS STEEL NIPPLE

	PART NO.	SIZE
	WMI-SSN 20	20 mm
	WMI-SSN 25	25 mm
	WMI-SSN 32	32 mm
	WMI-SSN 40	40 mm
	WMI-SSN 50	50 mm


STAINLESS STEEL THREADED REDUCER

	PART NO.	SIZE
	WMI-SSR 20-16	20 – 16 mm
	WMI-SSR 25-20	25 – 20 mm
	WMI-SSR 32-25	32 – 25 mm


STAINLESS STEEL DEEP SADDLE

	PART NO.	SIZE
	WMI-SSDS 20	20 mm
	WMI-SSDS 25	25 mm
	WMI-SSDS 32	32 mm
	WMI-SSDS 50	50 mm


STAINLESS STEEL EXTRA-DEEP SADDLE

	PART NO.	SIZE
	WMI-SSEDS 20	20 mm
	WMI-SSEDS 25	25 mm
	WMI-SSEDS 32	32 mm
	WMI-SSEDS 50	50 mm


STAINLESS STEEL HALF SADDLES

	PART NO.	SIZE mm
	WMI-SSHS20	20mm
	WMI-SSHS25	25mm
	WMI-SSHS32	32mm
	WMI-SSHS38	38mm
	WMI-SSHS50	50mm


STAINLESS STEEL FULL SADDLES

	PART NO.	SIZE
	WMI-SSFS20	20mm
	WMI-SSFS25	25mm
	WMI-SSFS32	32mm
	WMI-SSF40	40mm
	WMI-SSFS50	50mm


STAINLESS STEEL FLANGE COUPLING

	PART NO.	SIZE
	WMI-SSFC20	20mm
	WMI-SSFC25	25mm
	WMI-SSFC32	32mm
	WMI-SSFC50	50mm

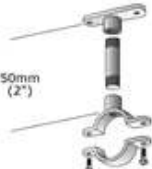
STAINLESS STEEL RATCHET & HANDLE

	PART NO.	SIZE
	WMI-SSRATCHET20	20mm
	WMI-SSRATCHET25	25mm
	WMI-SSRATCHET32	32mm


STAINLESS STEEL MUNSON RING 30MM DROP

	PART NO.	SIZE
	WMI-SS30MR20-30	20mm diameter
	WMI-SS30MR25-30	25mm diameter
	WMI-SS30MR32-30	32mm diameter
	WMI-SS30MR50-30	50mm diameter
- SUPPLIED WITH 2 SCREWS -		


STAINLESS STEEL MUNSON RING 50MM DROP

	PART NO.	SIZE
	WMI-SS50MR20-50	20mm diameter
	WMI-SS50MR25-50	25mm diameter
	WMI-SS50MR32-50	32mm diameter
	WMI-SS50MR50-50	50mm diameter
- SUPPLIED WITH 2 SCREWS -		


STAINLESS STEEL MUNSON RING 75MM DROP

	PART NO.	SIZE
	WMI-SS75MR20-75	20mm diameter
	WMI-SS75MR25-75	25mm diameter
	WMI-SS75MR32-75	32mm diameter
	WMI-SS75MR50-75	50mm diameter
- SUPPLIED WITH 2 SCREWS -		


STAINLESS STEEL HOOK

	PART NO.	SIZE
	WMI-SSHOOK	Fits 20 & 25mm Junction Boxes


STAINLESS STEEL MALE HOOK

	PART NO.	SIZE
	WMI-SSMHOOK	20mm thread

STAINLESS STEEL LOCK RING

	PART NO.	SIZE
	WMI-SSLR20	20mm
	WMI-SSLR25	25mm
	WMI-SSLR32	32mm
	WMI-SSLR50	50mm


NEOPRENE WASHER

	PART NO.	SIZE
	WMI-NEOWASH20	20mm
	WMI-NEOWASH25	25mm
	WMI-NEOWASH32	32mm
	WMI-NEOWASH50	50mm


STAINLESS STEEL UNIVERSAL ENCLOSURE

	PART NO.	SIZE
	WMI-SSENCLOSURE	VARIOUS SIZES AVAILABLE


Stainless Steel Earth Rods Grade 316 and 304

	PART NO.	SS Earth Rods
	WMI-ER12SS	12.00mm Diameter x Length
	WMI-ER14SS	14.29mm Diameter x Length
	WMI-ER16SS	15.88mm Diameter x Length
	WMI-ER19SS	19.05mm Diameter x Length
	WMI-ER22SS	22.23mm Diameter x Length


Stainless Steel Earth Rod Couplings

	PART NO.	Description
	WMI-ERCOUP12SS	12mm Earth Rod Coupling
	WMI-ERCOUP14SS	14mm Earth Rod Coupling
	WMI-ERCOUP16SS	16mm Earth Rod Coupling
	WMI-ERCOUP19SS	19mm Earth Rod Coupling
	WMI-ERCOUP22SS	22mm Earth Rod Coupling

Stainless Steel Driving Spike

	PART NO.	Description
	WMI-ERDS12SS	12mm Earth Rod Driving Spike
	WMI-ERDS14SS	14mm Earth Rod Driving Spike
	WMI-ERDS16SS	16mm Earth Rod Driving Spike
	WMI-ERDS19SS	19mm Earth Rod Driving Spike
	WMI-ERDS22SS	22mm Earth Rod Driving Spike

Stainless Steel Driving Head

	PART NO.	Description
	WMI-ERDHEAD12SS	12mm Earth Rod Driving Head
	WMI-ERDHEAD14SS	14mm Earth Rod Driving Head
	WMI-ERDHEAD16SS	16mm Earth Rod Driving Head
	WMI-ERDHEAD19SS	19mm Earth Rod Driving Head
	WMI-ERDHEAD22SS	22mm Earth Rod Driving Head

WMIS Flexible Conduits & Fitting Prices:



Vacuum Formed Nylon Coated, (FSU)
Temperature Range from -15deg to +70deg C



Vacuum Formed LFH (Low Fire Hazard)
Temperature Range from -25deg to +90deg C

Part No:	Conduit Size (mm)	Internal Dia: (mm)	Bending Radius: (mm)	Roll Size: (mtrs)		Part No:	Conduit size: (mm)	Internal Dia: (mm)	Bending Radius: (mm)	Roll Size: (mtrs)	
FSU10B	10	6.8	25	25/50		LFHU16B	17	13.0	40	25/50	
FSU12B	14	10.2	30	25/50		LFHU20B	21.5	16.9	45	25/50	
FSU16B	17	13	40	10/25/50		LFHU25B	26	21.1	55	25	
FSU20B	21.5	16.9	45	10/25/50		LFHU32B	34	28.1	70	25	
FSU25B	26	21.1	55	10/25/50		LFHU40B	44.5	37.6	80	10	
FSU32B	34	28.1	70	10/25		LFHU50B	55	48.4	90	10	
FSU40B	44.5	37.6	80	10/25		LFHU63B	64.5	57.5	115	10	
FSU50B	55	48.4	90	10/25		LFHU75B	79	70	150	10	
FSU63B	64.5	57.5	115	10							
FSU75B	79.0	79.0	150	10							



Liquid Tight (LTP)
Temperature Range from -20deg to +105deg C



SSU Stainless Steel (Grade 316) helically wound flex/conduit

Part No:	Conduit OD Size (mm)	Internal Dia: (mm)	Bending Radius: (mm)	Roll Size: (mtrs)		Part No:	Conduit OD size: (mm)	Internal Dia: (mm)	Bending Radius: (mm)	Roll Size: (mtrs)	
LTP10B	11.8	7.0	35	50		SSU10	9.0	6.8	25	10/25	
LTP12B	14.2	10.0	40	25/50		SSU12	13.0	10.2	30	10/25	
LTP16B	17.8	12.6	45	10/25/50		SSU16	16.0	13.0	40	10/25	
LTP20B	21.1	16.0	65	10/25/50		SSU20	20.5	16.9	45	10/25	
LTP25B	26.4	21.0	100	10/25/50		SSU25	25.0	21.1	55	10/25	
LTP32B	33.1	26.5	135	10/25		SSU32	32.0	28.1	70	10/25	
LTP40B	41.8	35.4	175	10/25		SSU40	42.5	37.6	80	10	
LTP50B	47.9	40.4	230	10/25		SSU50	53.0	48.4	90	10	
LTP63B	59.7	51.6	280	10/25							



M

S

P


F

C/C-SS

C90/C90-SS

Conduit Size: mm	Thread Size: mm	Nickel Plated Brass Fittings M=Fixed male, S=Swivel male, P=Plain entry bush			Nickel Plated Brass Adaptor F=Fixed Female, C=Compression fitting, C90=Elbow			Stainless Steel 316 CSS=Straight comp/fitting, CSS90 Elbow	
		M	S	P	F	C	C90	Straight	90 deg.
10	M10 * 1.5	FSU10-M12-M	FSU10-M12-S	FSU10-P		FSU10-M12-C	FSU10-M16-C90		
12	M12 * 1.5	FSU12-M16-M	FSU12-M16-S	FSU12-P		FSU12-M16-C	FSU12-M16-C90		
16	M16 * 1.5	FSU16-M16-M	FSU16-M16-S	FSU16-P	FSU16-M20F	FSU16-M16-C	FSU16-M16-C90	LTP16-M20-CSS	LTP16-M20-CSS90
20	M20 * 1.5	FSU20-M20-M	FSU20-M20-S	FSU20-P	FSU20-M20F	FSU20-M20-C	FSU16-M20-C90	LTP20-M20-CSS	LTP20-M20-CSS90
25	M25 * 1.5	FSU25-M25-M	FSU25-M25-S	FSU25-P	FSU25-M25-F	FSU25-M25-C	FSU20-M20-C90	LTP25-M25-CSS	LTP25-M25-CSS90
32	M32 * 1.5	FSU32-M32-M	FSU32-M32-S	FSU32-P	FSU32-M32-F	FSU32-M32-C	FSU25-M25-C90	LTP32-M32-CSS	LTP32-M32-CSS90
40	M40 * 1.5	FSU40-M40-M	FSU40-M40-S	FSU40-P		FSU40-M40-C	FSU32-M32-C90	LTP40-M40-CSS	LTP40-M40-CSS90
50	M50 * 1.5	FSU50-M50-M	FSU50-M50-S	FSU50-P		FSU50-M50-C		LTP50-M50-CSS	LTP50-M50-CSS90

Please note all Flexible conduits and fittings are supplied by. www.flexicon.uk.com





Conduit Size: 20mm. Part No: Flex-Hose20: Gland: Gland-Hose20
Conduit Size: 25mm. Part No: Flex-Hose25: Gland: Gland-Hose25











Flexible Conduit & Gland (not Waterproof) Available sizes 16mm, 20mm & 25mm



Conduit Size: 16mm. Part No: UKFL16. Gland No: UKADAPT16
Conduit Size: 20mm. Part No: UKFL20. Gland No: UKADAPT20
Conduit Size: 25mm. Part No: UKFL25. Gland No: UKADAPT25

GALVANISED CLIP ON LID DUCT		
	PART NO.	SIZE
	WMI-CD5050G	50W x 50H
	WMI-CD7575G	75W x 75H
	WMI-CD100100G	100W x 100H
	WMI-CD150100G	150W x 100H
<p>DUCT JOINING HARDWARE INCLUDED</p> <p><i>Non-Standard sizes available on request</i></p>		

GALVANISED SCREW ON LID DUCT		
	PART NO.	SIZE
	WMI-SD5050G	50W x 50H
	WMI-SA7575G	75W x 75H
	WMI-SD100100G	100W x 100H
	WMI-SD150100G	150W x 100H
<p>DUCT JOINING HARDWARE INCLUDED</p> <p><i>Non-Standard sizes available on request</i></p>		

GALVANISED DUCTING ACCESSORIES				
				
90 Degree Bend	90 Degree Internal Riser	90 Degree External Riser	45 Degree Internal Riser	45 Degree External Riser
				
Flat Tee	Internal Tee	Flat Cross	Reducer	Cable Retainer


Underground Mains and Detectable Marking Tape increases safety by indicating the contents of pipes.

Constructed from polyethylene, the tape is rot and fade resistant and is available in any width and length.

Colour coded tapes conform to Australian Standards and stretches rather than tearing when hooked by a shovel or backhoe.


Detectable marking tape is available, containing an electronically continuous 0.7mm stainless steel wire trace which has 50% exposure to soil for easy detection.

Standard widths include 100 & 150mm, with standard lengths varying from 50, 100, 250 and 500 meters for non-detectable tape and 100, 250 and 300 meters for detectable marking tape. Non-Standard lengths may require a longer lead time to allow for manufacture.

UNDERGROUND WARNING TAPE		
	PART NO.	Description
	WMI-150UWT	Electrical Warning Tape Orange (500/100mtr roll)
	WMI-150UWT	Communication Warning Tape White (500/100mtr roll)
	WMI-100DWT	Detectable Warning Tape (250mtr roll)

WMIS is Australia and New Zealand's largest supplier of underground cable cover. WMIS cable cover is manufactured to AS / NZ 4702-2000.

Our metal detectable cable cover is manufactured to the Australian standard with the inclusion of our Detectable marking tape. Using a 0.7mm AS 316 grade stainless steel tracer wire, this electronically continuous wire has 50% exposure to the soil allowing easy detection.

CABLE COVER		
	PART NO.	Description
	WMI-150CC5	150mm x 5mm x 25mtr Roll
	WMI-200CC5	200mm x 5mm x 25mtr Roll
	WMI-300CC5	300mm x 5mm x 20mtr Roll



PATENTED TRUNKING SYSTEMS (Manufactured by Electrix UK)

THE PROCESSING INDUSTRY'S FAVOURITE – UNIQUE COVER PLATE OVER EACH LID JOINT

AVAILABLE WITH PERFORATED BASES – CAN BE FITTED WITH DIVIDERS

NON STANDARD SIZES & CUSTOM DESIGNS AVAILABLE

TRUNKING & ACCESSORIES (Stainless Steel)

Manufactured by Electrix UK)


















Williams Mining & Industrial Sales Pty Ltd.

STAINLESS STEEL FLAT LID TRUNKING SYSTEM (SATIN)




PART NO.	SIZE
WMI-SS50-50	50x50x2.4mtr
WMI-SS75-75	75x75x2.4mtr
WMI-SS100-50	100x50x2.4mtr
WMI-SS100-100	100x100x2.4mtr
WMI-SS150-100	150x100x2.4mtr
WMI-SS150-150	150x150x2.4mtr

STAINLESS STEEL FLAT LID TRUNKING ACCESSORIES (SATIN FINISH)

				
90 Degree Bend	90 Degree Internal Riser	90 Degree External Riser	45 Degree Internal Riser	45 Degree External Riser
				
Flat Tee	Internal Tee	Flat Cross	Reducer	Duct Joiner
				
Tapered Reducer	Stop End	Turnbuckles & Fasteners	Cable Retainer	Fasteners

STAINLESS STEEL STRUTS


Stainless Steel Strut Support and Fittings.



WMIS Stainless Steel strut and supports are used in areas where corrosion resistance and high strength supports are required. Our stainless steel struts and fittings in conjunction with our steel conduit range are used by the world's leading Food, Mining, Petrochemical, Pharmaceutical, Dairy & Beverage companies Worldwide.

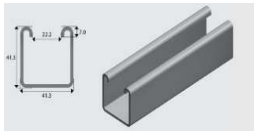
WMIS strut is available in both 304 and 316 grade Stainless Steel and come in both WMI-1000SS 41x41mm and WMI-3300SS 21x41mm. Standard lengths are 6 or 3 meters.

Strut & Accessories:

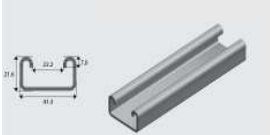


Please Note* ADDITIONAL STRUT SUPPORT PARTS ARE AVAILABLE ON REQUEST

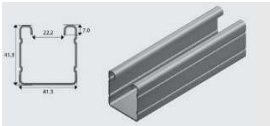
W1000 Strut Channel x 2.5mm

	PART NO.	Description
	WMI-W1000H	Strut Channel 41x41x3mtr HDG.
	WMI-W1000G	Strut Channel 41x41x3mtr Pre-Galvanized
	WMI-W1000SS	Strut Channel 41x41x3mtr Grade 316 SS
	WMI-W1000S	Strut Channel 41x41x3mtr Slotted Pre-Galvanized
	WMI-W1000M	Strut Channel 41x41x3mtr Mill (Plain)


W3300 Strut Channel x 2.5mm

	PART NO.	Description
	WMI-W3300H	Strut Channel 22x41x3mtr HDG
	WMI-W3300G	Strut Channel 22x41x3mtr Pre-Galvanized
	WMI-W3300SS	Strut Channel 22x41x3mtr Grade 316 SS
	WMI-W3300S	Strut Channel 22x41x3mtr Slotted Pre-Galvanized
	WMI-W3300M	Strut Channel 22x41x3mtr Mill (Plain)


W2000 Strut Channel x 1.6mm Ribbed

	PART NO.	Description
	WMI-W2000G	Strut Channel 41x41x3mtr Pre-Galvanized
	WMI-W2000S	Strut Channel 41x41x3mtr Slotted
	WMI-W4000G	Strut Channel 41x22x3mtr Pre-Galvanized
	WMI-W4000S	Strut Channel 41x22x3mtr Slotted

WMI-Channel Nuts Long Spring

	PART NO.	Channel Nuts Available Zinc, HDG and Stainless Steel
	WMI-1006M6	6mm long spring Channel Nut
	WMI-1007M8	8mm long spring Channel Nut
	WMI-1008M10	10mm long spring Channel Nut
	WMI-1010M12	12mm long spring Channel Nut
	WMI-3016	6mm Butterfly Nut suits all Channels

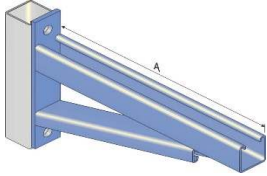
WMI-Channel Nuts no Spring

	PART NO.	Channel Nuts no Spring Zinc and HDG Finish
	WMI-3006M6	6mm Channel Nut
	WMI-3007M8	8mm Channel Nut
	WMI-3008M10	10mm Channel Nut
	WMI-3010M12	12mm Channel Nut

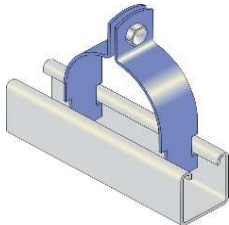
CB2 Cantilever Bracket HDG

	PART NO.	Description
	WMI-CB2-150	150mm long Cantilever bracket W1000 Channel
	WMI-CB2-300	300mm long Cantilever bracket W1000 Channel
	WMI-CB2-450	450mm long Cantilever bracket W1000 Channel
	WMI-CB2-600	600mm long Cantilever bracket W1000 Channel
	WMI-CB2-750	750mm long Cantilever bracket W1000 Channel


CB4 Cantilever Bracket HDG

	Part NO.	
	WMI-CB4-150	150mm long Cantilever bracket W1000 Channel
	WMI-CB4-300	300mm long Cantilever bracket W1000 Channel
	WMI-CB4-450	450mm long Cantilever bracket W1000 Channel
	WMI-CB4-600	600mm long Cantilever bracket W1000 Channel
	WMI-CB4-750	750mm long Cantilever bracket W1000 Channel
	WMI-CB4-900	900mm long Cantilever bracket W1000 Channel


2 Piece Cable and Pipe Strut Clip


	WMI-W2024	8mm OD Cable and Pipe Strut Clip c/w hardware
	WMI-W2025	11mm OD Cable and Pipe strut Clip c/w hardware
	WMI-W2026	14mm OD Cable and Pipe strut Clip c/w hardware
	WMI-W2027	17mm OD Cable and Pipe strut Clip c/w hardware
	WMI-W2028	19mm OD Cable and Pipe strut Clip c/w hardware
	WMI-W2029	21mm OD Cable and Pipe strut Clip c/w hardware
	WMI-W2030	25mm OD Cable and Pipe strut Clip c/w hardware
	WMI-W2031	29mm OD Cable and Pipe strut Clip c/w hardware
	WMI-W2032	32mm OD Cable and Pipe strut Clip c/w hardware
	WMI-W2033	34mm OD Cable and Pipe strut Clip c/w hardware
	WMI-W2034	38mm OD Cable and Pipe strut Clip c/w hardware
	WMI-W2035	43mm OD Cable and Pipe strut Clip c/w hardware
	WMI-W2037	48mm OD Cable and Pipe strut Clip c/w hardware
	WMI-W2038	51mm OD Cable and Pipe strut Clip c/w hardware
	WMI-W2039	54mm OD Cable and Pipe strut Clip c/w hardware
	WMI-W2040	57mm OD Cable and Pipe strut Clip c/w hardware
	WMI-W2041	60mm OD Cable and Pipe strut Clip c/w hardware
	WMI-W2042	64mm OD Cable and Pipe strut Clip c/w hardware
	WMI-W2046	76mm OD Cable and Pipe strut Clip c/w hardware
	WMI-W2050	89mm OD Cable and Pipe strut Clip c/w hardware
	WMI-W2054	102mm OD Cable and Pipe strut Clip c/w hardware
WMI-W2058	114mm OD Cable and Pipe strut Clip c/w hardware	
WMI-W2062	127mm OD Cable and Pipe strut Clip c/w hardware	
WMI-W2070-62	160mm OD Cable and Pipe strut Clip c/w hardware	
WMI-W2070-64	165mm OD Cable and Pipe strut Clip c/w hardware	
WMI-W2070-80	203mm OD Cable and Pipe strut Clip c/w hardware	
WMI-W2070-84	216mm OD Cable and Pipe strut Clip c/w hardware	

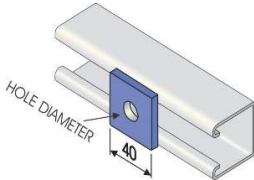
All Thread Rod

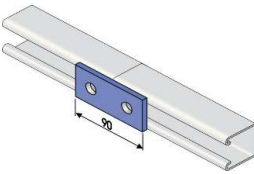
	Part No:	Description.
	WMI-TRM6	M6 All Thread Rod EZP
	WMI-TRM8	M8 All Thread Rod EZP
	WMI-TRM10	M10 All Thread Rod EZP
	WMI-TRM12	M12 All Thread Rod EZP
	WMI-TRM16	M16 All Thread Rod EZP

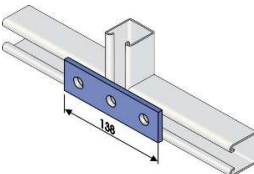
Threaded Rod Cutter

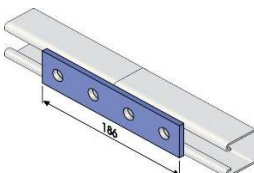
	Part No:	Description.
	WMI-RCM10	M10 Rod Cutter
	WMI-RCM12	M12 Rod Cutter
	WMI-RJ-M10	M10 Jaw Replacement
	WMI-RJ-M12	M12 Jaw Replacement

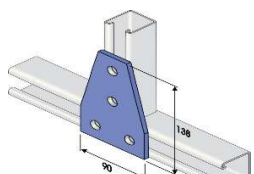
NEW Improved Liquid Allgal	
	WMI-Allgal
	Industrial Strength Silver Cold Galvanizing

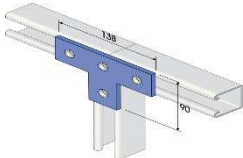
Flat Plate Fitting	
	Part NO
	WMI-W1062
	WMI-W1063
	WMI-W1064
	WMI-W1964
	Description
	M8 Flat Plate Fitting
	M10 Flat Plate Fitting
	M12 Flat Plate Fitting
	M16 Flat Plate Fitting

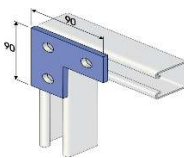
Flat Plate Fitting	
	WMI-W1065
	2 Hole Flat Plate Fitting.

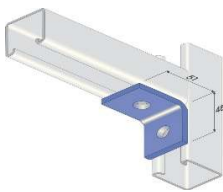
Flat Plate Fitting	
	WMI-W1066
	3 Hole Flat Plate Fitting

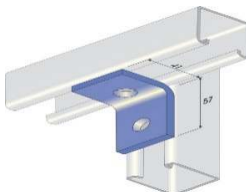
Flat Plate Fitting	
	WMI-W1067
	4 Hole Flat Plate Fitting

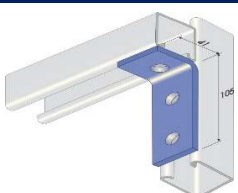
Flat Plate Fitting	
	WMI-W1358
	Flat Plate Fitting


Flat Plate Fitting	
	WMI-W1031
	T Flat Plate Fitting

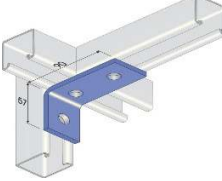
Flat Plate Fitting	
	WMI-W1036
	Flat Plate Fitting

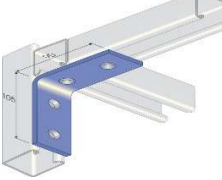
Angle Fittings	
	WMI-W1026
	90 Deg. Angle Bracket


Angle Fittings	
	WMI-W1068
	90 Deg. Angle Bracket

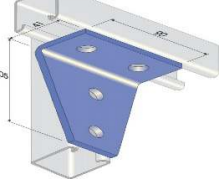
Angle Fittings	
	WMI-W1326
	90 Deg. Angle Bracket

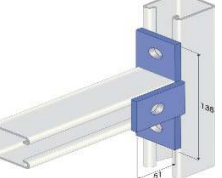
Angle Fittings	
	WMI-W1346
	90 Deg. Angle Bracket

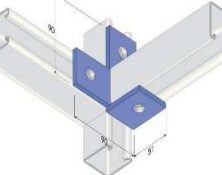
Angle Fittings	
	WMI-W1458 90 Deg. Angle Bracket

Angle Fittings	
	WMI-W1325 90 Deg. Angle Bracket

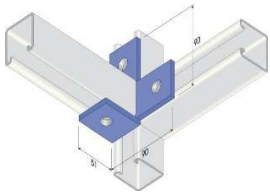
Angle Fittings	
	WMI-W2484 90 Deg. Angle Bracket

Angle Fittings	
	WMI-W1359 90 Deg. Angle Bracket

Angle Fitting	
	WMI-W1033 Angle Fitting

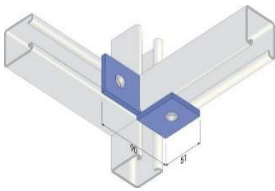
Angle Fitting	
	WMI-W1034 Angle Fitting

CB2 Cantilever Bracket HDG



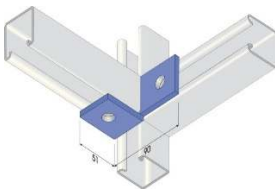
WMI-W1035	Angle Fitting

Angle Bracket



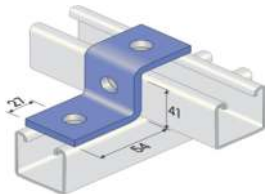
WMI-W1037	Angle Bracket

Angle Bracket



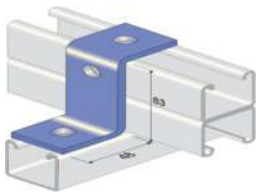
WMI-W1038	Angle Bracket

Z Fittings



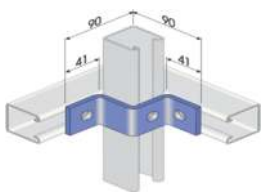
WMI-W1045	Z Fitting

Z Fitting



WM-W1453	Z Fitting

Z Fitting



WMI-W1736	Z Fitting

Z Fitting	
	WMI-W4045
	Z Fitting

'U' Fittings	
	WMI-W1047
	'U' Fitting

'U' Fitting	
	WMI-W4047
	'U' Fitting

'U' Fitting	
	WMI-W1044
	'U' Fitting

CB2 Cantilever Bracket HDG	
	WMI-W1046
	'U' Fitting

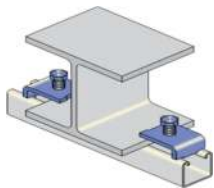
W1600 Beam Clamp	
	WMI-W1600-M8
	Beam Clamp to suit M8 All Thread
	WMI-W1600-M10
	Beam Clamp to suit M10 All Thread
	WMI-W1600-M12
Beam Clamp to suit M12 All Thread	
WMI-W1600-M16	
Beam Clamp to suit M16 All Thread	

W1700 Beam Clamp



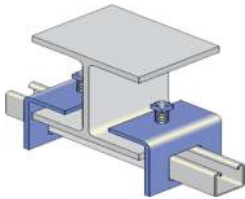
WMI-W1700-M10	Beam Clamp Rod Diameter M10
---------------	-----------------------------

W1386 Beam Clamp



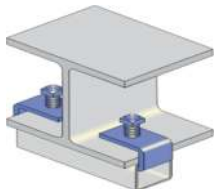
WMI-W1386	Beam Clamp
-----------	------------

W1796 Beam Clamp



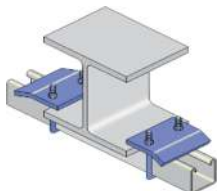
WMI-W1796	Beam Clamp
-----------	------------

W1272 Beam Clamp



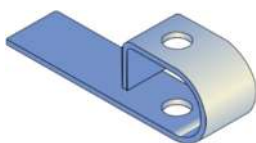
WMI-W1272	Beam Clamp
-----------	------------

W2785 Beam Clamp

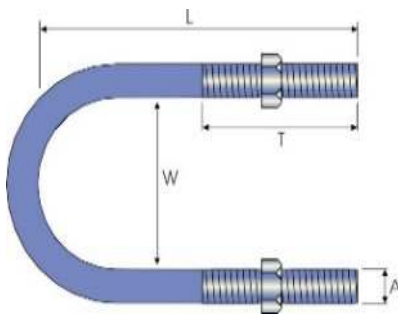


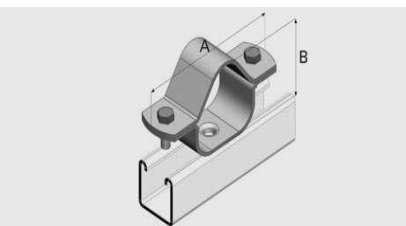
WMI-W2785	Beam Clamp
-----------	------------

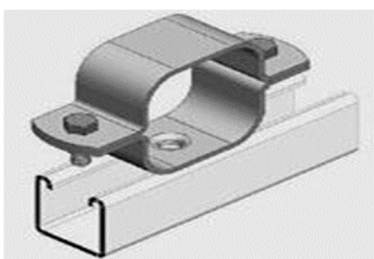
W1900 Purlin Clip

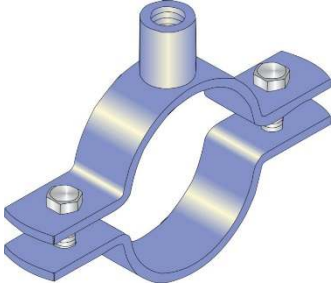



WMI-W1900-M08	Purlin Clip
WMI-W1900-M10	Purlin Clip
WMI-W1900-M12	Purlin Clip


 'U' Bolts	Part No:	Pipe OD:	A	W	L	T
		mm	mm	mm	mm	mm
	WMI-WUB20G	20	M10	20	65	50
	WMI-WUB25G	25	M10	25	77	50
	WMI-WUB32G	32	M10	32	85	50
	WMI-WUB40G	40	M10	40	93	50
	WMI-WUB50G	50	M10	50	100	50
	WMI-WUB63G	63	M12	63	110	50
	WMI-WUB65NBG	76	M12	76	127	50
	WMI-WUB89NBG	89	M12	89	140	50
	WMI-WUB100NBG	114	M12	114	165	50


 Trifoil Clamp WTF Series	Part No:	Cable Dia:	A	B	Wt:
		mm	mm	mm	kg
	WMI-WTF20	20	110	43	0.27
	WMI-WTF22	22	114	47	0.28
	WMI-WTF24	24	118	51	0.29
	WMI-WTF27	27	125	57	0.31
	WMI-WTF30	30	130	62	0.33
	WMI-WTF31	31	132	64	0.33
	WMI-WTF33	33	136	68	0.34
	WMI-WTF37	37	145	76	0.37
	WMI-WTF41	41	152	83	0.39
	WMI-WTF42	42	155	85	0.4

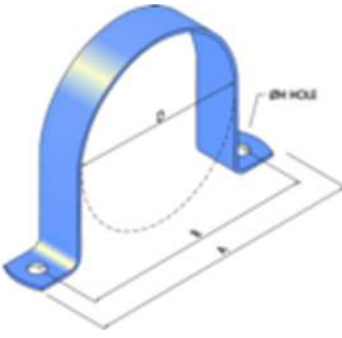
 Quadfoil Clamp WQF Series	Part No:	Cable Dia:	A	B	Wt:
		mm	mm	mm	kg
	WMI-WQF20	20	110	46	0.28
	WMI-WQF22	22	114	50	0.29
	WMI-WQF24	24	118	54	0.31
	WMI-WQF27	27	125	61	0.32
	WMI-WQF30	30	130	66	0.34
	WMI-WQF31	31	132	68	0.35
	WMI-WQF33	33	136	72	0.36
	WMI-WQF37	37	145	81	0.39
	WMI-WQF41	41	152	88	0.42
	WMI-WQF42	42	155	91	0.43


WMI-Nut Clip (NC)	Part No:	Pipe Dia:	Material	Nut	Bolt & Nut
		mm	mm	mm	mm
	WMI-WNC27	20NB	20x3	10	6x25
	WMI-WNC34	25NB	20x3	10	6x25
	WMI-WNC43	32NB	20x3	10	6x25
	WMI-WNC48	40NB	20x3	10	6x25
	WMI-WNC60	50NB	20x3	10	6x25
	WMI-WNC76	65NB	25x3	12	6x25
	WMI-WNC89	80NB	25x3	12	8x38
	WMI-WNC115	100NB	25x5	12	8x38
	WMI-WNC140	125NB	25x5	12	8x38

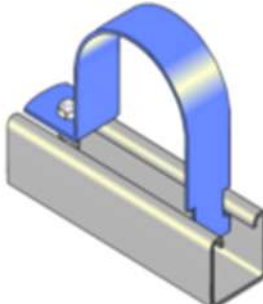
WMI-Pear Band W500 Series	Part No:	Pipe Dia:	Material	Rod Dia
		mm	mm	mm
	WMI-W500-027	20NB	25x1.6	M10
	WMI-W500-034	25NB	25x1.6	M10
	WMI-W500-043	32NB	25x1.6	M10
	WMI-W500-048	40NB	25x1.6	M10
	WMI-W500-060	50NB	25x1.6	M10
	WMI-W500-076	65NB	32x2.0	M12
	WMI-W500-089	80NB	32x2.0	M12
	WMI-W500-115	100NB	32x2.0	M12
	WMI-W500-140	125NB	40x3.0	M12
	WMI-W500-165	150NB	40x3.0	M12
	WMI-W500-220	200NB	50x3.0	M12

2 Piece L/Duty Pipe Clip W120 Series	Part No:	Pipe Dia:	Pipe OD	Bolt	Material
		mm	mm	mm	
	WMI-W120-021	15NB	21	6x25	20x3
	WMI-W120-027	20NB	27	6x25	20x3
	WMI-W120-034	25NB	34	6x25	20x3
	WMI-W120-048	32NB	43	6x25	20x3
	WMI-W120-048	40NB	48	6x25	20x3
	WMI-W120-060	50NB	60	6x25	20x3
	WMI-W120-076	65NB	73	6x25	20x3
	WMI-W120-089	80NB	89	6x25	20x3
	WMI-W120-115	100NB	115	6x25	25x3
	WMI-W120-140	125NB	140	8x40	25x5
	WMI-W120-168	150NB	168	12x45	40x6

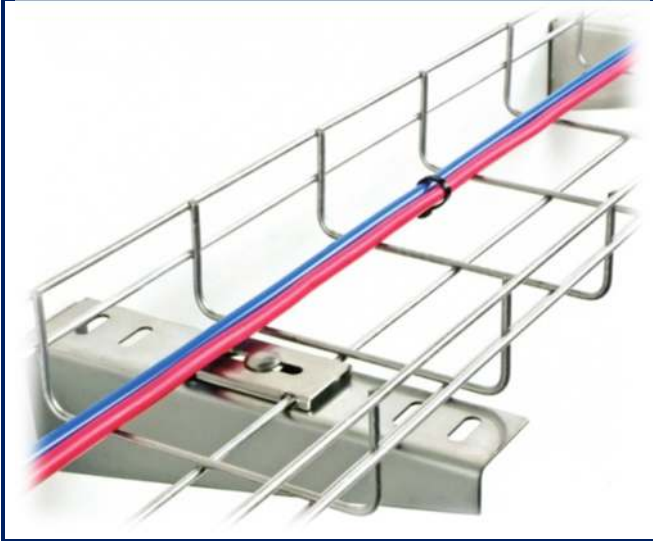
Light Duty Yoke Clip	Part No:	Pipe Dia:	Pipe OD	Bolt	Material
WMI-8 Series		mm	mm	mm	
	WMI-W8-021	15NB	21	6x25	20x3
	WMI-W8-027	20NB	27	6x25	20x3
	WMI-W8-034	25NB	34	6x25	20x3
	WMI-W8-048	32NB	43	6x25	20x3
	WMI-W8-048	40NB	48	6x25	20x3
	WMI-W8-060	50NB	60	6x25	20x3
	WMI-W8-076	65NB	73	6x25	20x3
	WMI-W8-089	80NB	89	6x25	20x3
	WMI-W8-115	100NB	115	6x25	25x3
	WMI-W8-140	125NB	140	8x30	25x5
	WMI-W8-168	150NB	168	8x30	25x5

Light Duty Saddle Clamp	Part No:	Pipe Dia:	D	B	Material
W125 Series		mm	mm	mm	
	WMI-W125-021	15NB	21	61	25x3
	WMI-W125-027	20NB	27	67	25x3
	WMI-W125-034	25NB	34	74	25x3
	WMI-W125-048	32NB	43	83	25x3
	WMI-W125-048	40NB	48	88	25x3
	WMI-W125-060	50NB	60	100	25x3
	WMI-W125-076	65NB	76	116	25x3
	WMI-W125-089	80NB	89	129	25x3
	WMI-W125-115	100NB	115	154	25x3
	WMI-W125-140	125NB	140	180	25x5
	WMI-W125-168	150NB	168	240	40x6

Light Duty 1 Piece Band Clamp	Part No:	Pipe Dia:	Pipe OD	Bolt & Nut	Material
W127 Series		mm	mm	mm	
	WMI-W127-021	15NB	21	6x25	25x1.0
	WMI-W127-027	20NB	27	6x25	25x1.0
	WMI-W127-034	25NB	34	6x25	25x1.0
	WMI-W127-048	32NB	43	6x25	25x1.2
	WMI-W127-048	40NB	48	8x25	25x1.2
	WMI-W127-060	50NB	60	8x25	25x1.2
	WMI-W127-076	65NB	73	8x25	25x1.2
	WMI-W127-089	80NB	89	8x25	32x1.6
	WMI-W127-115	100NB	115	8x25	32x1.6
	WMI-W127-140	125NB	140	10x25	32x1.6
	WMI-W127-168	150NB	168	12x45	40x3.0

One Piece Strut Channel Clip	Part No:	Pipe OD	Overall Length	Material
W138 Series		mm	mm	mm
	WMI-W138-016	16	51	32x1.5
	WMI-W138-017	17	52	32x1.5
	WMI-W138-021	21	56	32x1.5
	WMI-W138-025	25	60	32x1.5
	WMI-W138-027	27	62	32x1.5
	WMI-W138-032	32	67	32x1.5
	WMI-W138-034	34	69	32x1.5
	WMI-W138-038	38	73	32x1.5
	WMI-W138-043	43	78	32x1.5
	WMI-W138-048	48	83	32x1.5
	WMI-W138-051	51	86	32x1.5
	WMI-W138-060	60	95	32x1.5
	WMI-W138-089	89	124	32x1.5
	WMI-W138-102	102	137	32x1.5
	WMI-W138-114	114	149	32x1.5

STAINLESS STEEL BASKET TRAY (Manufactured by Electrix UK)



Lengths and Accessories manufactured in 316 Marine & Food Grade Stainless Steel

4mm thickness for tray widths 75mm – 200mm

5mm thickness for tray widths 300mm – 400mm

Nominal Wall Height: 60mm

Supplied in 3 meter lengths

STAINLESS STEEL CABLE TRAY (Manufactured by Electrix UK)



Manufactured in 316 Marine & Food Grade Stainless Steel

Available in Light, Medium and Heavy Duty

0.9mm thickness for tray width 51mm

1.2mm thickness for tray width exceeding 51mm

Wall Height: Light Duty 27mm


Medium Duty 30mm

Heavy Duty 50mm

Supplied in 3 meter lengths

Comes with 1 coupling, nuts and screws





(Screw & Allen Key
- not included)


**BSI Tested (1000 PSI - 70 bar)
Patents Pending**

Electrix International's Innovative Water seal feature eliminates the need for external brackets

Sealed Compartment Fixing Points (BSI Tested to 1000 PSI – 70 Bar) are fitted to each enclosure, in order to prevent water ingress through fixing points

IP66 rating is only maintained when all apertures are adequately sealed and a plug with a minimum rating of IP66 is used

15° SLOPING ROOF ENCLOSURE (IP66) (Manufactured by Electrix UK)



Sloping roof deflects water and stops items being placed on the area


Internal sealed compartment fixing points eliminates the need for external brackets while maintaining IP66 rating*

Blind rivet bushes to reduce dirt ingress through lid fixings, one piece neoprene gasket included

Optional stand-off pillars available to allow access behind enclosure for cleaning purposes

UL Listed Enclosure

20° SLOPING ROOF ENCLOSURE (IP66) (Manufactured by Electrix UK)



Sloping roof deflects water and stops items being placed on the area

Internal sealed compartment fixing points eliminates the need for external brackets while maintaining IP66 rating*

Extra deep fascia helps to protect switch and socket

CE approved mechanically interlocked waterproof switch and socket

Ideal for use in food, beverage and pharmaceutical industries

PUSH BUTTON ENCLOSURES (IP66) (Manufactured by Electrix UK)


Control Panel Enclosures UL508A*
File No. E233527

Enclosure Body: Fully welded construction, stud-welded earth terminal (Stainless Steel M6), large contact area with the gasketed lid, Blind Rivet Bushes to reduce the ingress of foreign matter through the lid fixings.

Enclosure Lid: - 4 captive lid fixing screws, water seal, Fitted Earth Lead.

Optional Extras: The full range of Push-Button Enclosures can be supplied with a one-piece external fixing bracket spot-welded to the rear of the enclosure.

Sealed Compartment Wall Fixing Points (BSI Tested to 1000 PSI - 70 bar) - XPB Range only.

PUSH BUTTON ENCLOSURES (IP66) (Manufactured by Electrix UK)

Enclosure Body: Fully welded construction, stud-welded earth terminal (Stainless Steel M6), large contact area with the gasketed lid, Blind Rivet Bushes to reduce the ingress of foreign matter through the lid fixings.

Enclosure Lid: 4 (6 on TCE15) captive lid fixing screws, water seal, Fitted Earth Lead.

Gear Plate (if applicable): 3mm alloy coated steel with a powder coated white finish. The sturdy gear plate is ideal for drilling and tapping to mount components.

DIN Rail (if applicable): Model TCE2, TCE3 & XTCE2 incorporate a fitted Stainless Steel DIN Rail.

Optional Extras: The full range of Terminal and Control Enclosures can be supplied with a one-piece external fixing bracket spot-welded to the rear of the enclosure.

Sealed Compartment Wall Fixing Points (BSI Tested to 1000 PSI - 70 bar) - XTCE Range only

DATA SHEET WMI-VHD-A (AustralianMade) Conduit to AS2053.7 Heavy Duty Galvanized to AS1397

WMIS Australian made conduit is manufactured from Orrcon Maxi steel tube. It has an accurate circular cross section, a uniform wall thickness and continuously welded seams. The interior and exterior surfaces are thoroughly and evenly coated via the inline Galvanizing process.

The conduit is manufactured to 4 meter lengths, is threaded both ends and includes one coupling per length as is the requirement of AS/NZ 2053.7 Thread Pitch is 1.5mm.

Storage: It is highly recommended that Steel conduit be stored in a dry area until required.

Application: WMIS-VHD-A conduit can be installed indoors or outdoors, in dry or wet locations, Exposed or concealed, in all kinds of atmospheric conditions, and in hazardous locations. It provides excellent mechanical protection.

WMIS VHD-A conduits are pre-coated using an innovative Zinc-Alloy coated steel which provides at least 50% greater corrosion resistance than Hot Dipped galvanized tube to AS/NZ4680-2006. The ZM 275 coating on MAXI-TUBE® complies with the ZM 275 coating class specified in Table 3.3 of AS 1397. This coating class specification has good durability in aggressive environments and is an alternative to batch dipped zinc coated steel specified in AS4680. The ZM 275 coated MAXI-TUBE® is a durable alternative in aggressive environments for the gauge range of coated steel conduit sections supplied in the market.*

Conduit Dimensions:

Size: mm	Part No:	Length:	Wall Thickness	Thread Pitch	HDG coupling	Outside diameter	Internal diameter
20	WMI-20VHD-A	4M	1.6mm	1.5	supplied	20mm	17.0mm
25	WMI-25VHD-A	4M	1.8mm	1.5	supplied	25mm	22.0mm
32	WMI-32VHD-A	4M	1.8mm	1.5	supplied	32mm	28.4mm
40	WMI-40VHD-A	4M	1.8mm	1.5	supplied	40mm	36.4mm
50	WMI-50VHD-A	4M	2.0mm	1.5	supplied	50mm	46.0mm
63	WMI-63VHD-A	4M	1.8mm	1.5	supplied	63.5mm	59.9mm

Country of Origin: Australia.

Advantages of WMIS Maxi-Tube, (registered trade name of Orrcon Industries),

- Greater corrosion resistance than Batch Hot-Dip Galvanized Steel Tube.
- Suited for coastal, Industrial, Intensive farming, Food processing, Industry & Infrastructure applications.
- Available with a warranty of up to 25years, and for the first time a defined warranty is available for pre-coated tube in areas less than 1 km from marine influence.
- Lower life cycle and maintenance costs compared to HDG products.
- It can be successfully welded, painted and powder coated.
- With a coated 2.5 times harder than Zinc, MAXI-TUBE delivers superior scratch resistance.
- It has a lower carbon foot print due to reduced manufacturing processes and a longer product life.
- It is aesthetically pleasing with zero spangle and a smooth satin finish.

"MAXI-TUBE is a significant innovation which takes durability performance of pre-coated steel tube and pipe to the next level. The Zinc, Aluminium, Magnesium alloy on the surface provides excellent corrosion resistance due to a better oxide coating layer." The ZM 275 coating on MAXI-TUBE® complies with the ZM 275 coating class specified in Table 3.3 of AS 1397. This coating class specification has good durability in aggressive environments and is an alternative to batch dipped zinc coated steel specified in AS4680. The ZM 275 coated MAXI-TUBE® is a durable alternative in aggressive environments for the gauge range of coated steel conduit sections supplied in the market.*

As quoted by Professor Andy Atrons – Head Division of Materials Engineering, University of Queensland.

WMI- (LF) Locfit Conduit Data Sheet:

WMIS Locfit Galvanized to AS/NZ1397- Conduits are manufactured from BHP in line galvanized steel tube. It has an accurate circular cross section, a uniform wall thickness and continuously welded seams. The interior and exterior surfaces are thoroughly and evenly coated with zinc via the inline process.

WMIS Locfit Conduit can be supplied in a Heavy Duty Galvanized finish, Galvanizing is carried out to Australian Standard 4680-2006. and AS/NZ1397

The conduit comes in standard 4 meter lengths up to 63mm and 6 meters for larger sizes, including coupling, as per Australian Standard specification 2053.7.

Storage: It is highly recommended that Steel Conduit be stored in a dry area until used.

Application: WMIS Conduit can be installed indoors or outdoors, in dry or wet locations, exposed or concealed, in all kinds of atmospheric conditions, and in hazardous locations. It provides excellent mechanical protection for the conductors while reducing Electro-Magnetic field exposure and shielding against Electro-Magnetic Interference.

Part No:	Conduit Size:	Outside Diameter:	Inside Diameter:	Wall Thickness:
WMI-20LF-A	20mm	20mm	16.8mm	1.2 mm
WMI-25LF-A	25mm	25mm	21.4mm	1.2mm
WMI-32LF-A	32mm	32mm	28.4mm	1.2mm
WMI-40LF-A	40mm	40mm	36.4mm	1.2mm
WMI-50LF-A	50mm	50mm	46.0mm	1.2mm
WMI-63LF-A	63mm	63.5mm	59.9mm	1.2mm
WMI-100LF-A	101mm	101mm	97.0mm	1.6mm

Instructions for Assembling Conduit Fittings to Metal Conduit.

- 1:** Apply a bead of 638 Loctite sealant or equivalent approximately 10mm back from edge of conduit, so that when it enters the conduit fittings it will create a seal and still maintain the integrity of the conduit continuity.
- 2:** Push or tap metal conduit firmly into the 1,2,3,4 way Junction boxes, Bends, Elbows, Adaptors or couplings until conduit reaches the end stop in the conduit fittings collar. This may be achieved by holding the conduit with Multigrips or Vice Grips and tapping it into the fitting with a Hammer, Mallet or like tool. The notch in the conduit fitting will cut into the conduit, thus creating continuity and also locking conduit in so it is not easily removed.
- 3:** The thread on standard screwed conduits can be fitted directly into these conduit fittings.
- 4:** 638 Loctite or equivalent is only required to meet IP65 standard, there is no need to apply this if IP rating is not required.

Australian Engineered and Designed to meet AS2053.7

DATA SHEET

WMI-VHD-I Conduit to AS2053.7. HDG to AS4680-2006

WMIS Imported conduit is manufactured from Mild steel tube. It has an accurate circular cross section, a uniform wall thickness and continuously welded seams. The interior and exterior surface is thoroughly and evenly coated via the Hot Dipped Galvanizing process to AS4680-2006.

The conduit is manufactured to 4 meter lengths, is threaded both ends and includes one coupling per length as is the requirement of AS/NZ 2053.7 Thread Pitch is 1.5mm.

Storage: It is highly recommended that Steel conduit be stored in a dry area until required.

Application: WMIS-VHD conduit can be installed indoors or outdoors, in dry or wet locations, Exposed or concealed, in all kinds of atmospheric conditions, and in hazardous locations. It provides excellent mechanical protection for the conductors while reducing Electro-Magnetic field exposure and shielding against Electro-Magnetic Interference.

All WMIS conduits are galvanized to AS/NZ4680-2006 for coatings on ferrous articles that are not centrifuged with a wall thickness of 1.5 to 3mm thickness, or average coating thickness minimum of 55 microns as required by AS4680-2006.

Conduit Dimensions:

Size: mm	Part No:	Length:	Wall Thickness	Thread Pitch	HDG coupling	Outside diameter	Internal diameter
20	WMI-20VHD-I	4M	1.6mm	1.5	supplied	20mm	17.0mm
25	WMI-25VHD-I	4M	1.6mm	1.5	supplied	25mm	22.0mm
32	WMI-32VHD-I	4M	1.8mm	1.5	supplied	32mm	28.4mm
40	WMI-40VHD-I	4M	1.8mm	1.5	supplied	40mm	36.4mm
50	WMI-50VHD-I	4m	2.0mm	1.5	supplied	50mm	46.0mm

DATA SHEET**WMI-C3-A Conduit to AS2053.7. Galvanized to AS1397-2001: Z275**

WMIS conduit is manufactured from steel tube. It has an accurate circular cross section, a uniform wall thickness. The interior and exterior surfaces are thoroughly and evenly coated via the in line Galvanizing process to AS1397. Z275.

The conduit is manufactured to 4 meter lengths, is threaded both ends and includes one coupling per length as is the requirement of AS/NZ 2053.7 Thread Pitch is 1.5mm.

Storage: It is highly recommended that Steel conduit be stored in a dry area until required.

Application: WMIS-C3-A conduit can be installed indoors or outdoors, in dry or wet locations, Exposed or concealed, in all kinds of atmospheric conditions, and in hazardous locations. It provides excellent mechanical protection for the conductors while reducing Electro-Magnetic field exposure and shielding against Electro-Magnetic Interference.

All WMIS conduits are pre Galvanized at point of manufacture in accordance with AS1397 and coating class of Z275 for coatings on ferrous articles that are not centrifuged with a wall thickness of 1.5 to 3mm thickness, or average coating thickness

Conduit Dimensions:

Size: mm	Part No:	Length:	Wall Thickness	Thread Pitch	HDG coupling	Outside diameter	Internal diameter
20	WMI-20C3-A	4M	1.6mm	1.5	supplied	20mm	17.0mm
25	WMI-25C3-A	4M	1.6mm	1.5	supplied	25mm	22.0mm
32	WMI-32C3-A	4M	1.8mm	1.5	supplied	32mm	28.4mm
40	WMI-40C3-A	4M	1.8mm	1.5	supplied	40mm	36.4mm
50	WMI-50C3-A	4m	2.0mm	1.5	supplied	50mm	46.0mm

WMIS Data Sheet for 20NB Heavy Duty Rigid Conduit.

WMIS tube listed is manufactured by cold forming and electric resistance welding and is tested to the following Australian standards. Hollow sections listed may be used for structural purposes and have been manufactured to meet:

- (a) AS1163-1991 Structural Steel hollow sections.
- (b) AS1074-1989 Steel Tubes and Tubulars for ordinary service.
- (c) Steel Grade: C350LO
- (d) Yield strength (MPa) min: 350
- (e) Ultimate Tensile Strength (MPa) min: 430
- (f) Minimum elongation (%) where gauge length = 5.65*

20mm NB Rigid ALLGAL Conduit.

- (a) Outer Diameter: 26.9mm
- (b) Inner Diameter: 20mm
- (c) Wall Thickness: 2.6mm
- (d) Manufactured to AS1074/AS1163
- (e) Grade: C350 LO
- (f) Standard Lengths: 6.5mtrs. & 3.25mtrs
- (g) Finish: Galvanized to AS4750
- (h) Threads Available: NPT or BSP Tapered.

This product is not meant for use in high pressure applications.

Storage* It is highly recommended that Steel Conduit be stored in a dry area until used.

Application: WMIS Conduits can be installed indoors or outdoors, in dry or wet locations, exposed or concealed, in all kinds of atmospheric conditions, and in hazardous locations. It provides excellent mechanical protection for the conductors while reducing Electro-Magnetic field exposure, Rigid steel conduits are Non propagating therefore offering greater protection of cables in case of fires.

Advantages of using WMIS Rigid Steel Conduits

- (a) Better corrosion resistance.
- (b) Greater resistance to mechanical or electrical damage.
- (c) Stronger mechanical support.
- (d) Better protection under exposure from the sun, cyclones, rain and wind.
- (e) Greater protection against fires
- (f) Better dissipation of heat.
- (g) Non propagating material therefore greater protection of cables in case of fires.

Suppliers Description and physical characteristics of the conduit are summarized as follows:

- (a) The Conduit is produced as tube from Cold-Formed Structural Steel Hollow Sections steel strip.
- (b) Both sides of the feed strip for tube are coated with electro deposited zinc.
- (c) The strip is mechanically cleaned and descaled prior to electro coating with zinc.
- (d) Steel is processed in accordance with AS1074.
- (e) Steel conforms to AS1163 350LO.
- (f) Zinc coating conforms to AS4750-2000 and a clear water based polymer coating called Clear-Tec to the external surface of ALLGAL which provides additional shelf life protection. Total coating thickness of ALLGAL plus CLEAR-TEC is 11 microns.

Conduits are produced in wall thickness that meet or exceed those specified, providing suitability for use in AS2053.7 conforming Electrical Conduits.

All listed sizes are suitable for use with Non threaded type couplings, roll-groove type couplings, and fittings of suitable diameter. Additionally, they are suitable for joining by shouldered end coupling, or by appropriate screw threading techniques, or butt welding.

WMIS Data Sheet for 25NB Heavy Duty Rigid Conduit.

WMIS tube listed is manufactured by cold forming and electric resistance welding and is tested to the following Australian standards. Hollow sections listed may be used for structural purposes and have been manufactured to meet:

- (g) AS1163-1991 Structural Steel hollow sections.
- (h) AS1074-1989 Steel Tubes and Tubulars for ordinary service.
- (i) Steel Grade: C350LO
- (j) Yield strength (MPa) min: 350
- (k) Ultimate Tensile Strength (MPa) min: 430
- (l) Minimum elongation (%) where gauge length = 5.65*

25mm NB Rigid ALLGAL Conduit.

- (i) Outer Diameter: 33.7mm
- (j) Inner Diameter: 25mm
- (k) Wall Thickness: 3.2mm
- (l) Manufactured to AS1074/AS1163
- (m) Grade: C350 LO
- (n) Standard Lengths: 6.5mtrs. & 3.25mtrs
- (o) Finish: Galvanized to AS4750
- (p) Threads Available: NPT or BSP Tapered.

This product is not meant for use in high pressure applications.

Storage* It is highly recommended that Steel Conduit be stored in a dry area until used.

Application: WMIS Conduits can be installed indoors or outdoors, in dry or wet locations, exposed or concealed, in all kinds of atmospheric conditions, and in hazardous locations. It provides excellent mechanical protection for the conductors while reducing Electro-Magnetic field exposure, Rigid steel conduits are Non propagating therefore offering greater protection of cables in case of fires.

Advantages of using WMIS Rigid Steel Conduits

- (h) Better corrosion resistance.
- (i) Greater resistance to mechanical or electrical damage.
- (j) Stronger mechanical support.
- (k) Better protection under exposure from the sun, cyclones, rain and wind.
- (l) Greater protection against fires
- (m) Better dissipation of heat.
- (n) Non propagating material therefore greater protection of cables in case of fires.

Suppliers Description and physical characteristics of the conduit are summarized as follows:

- (g) The Conduit is produced as tube from Cold-Formed Structural Steel Hollow Sections steel strip.
- (h) Both sides of the feed strip for tube are coated with electro deposited zinc.
- (i) The strip is mechanically cleaned and descaled prior to electro coating with zinc.
- (j) Steel is processed in accordance with AS1074.
- (k) Steel conforms to AS1163 350LO.
- (l) Zinc coating conforms to AS4750-2000 and a clear water based polymer coating called Clear-Tec to the external surface of ALLGAL which provides additional shelf life protection. Total coating thickness of ALLGAL plus CLEAR-TEC is 11 microns.

Conduits are produced in wall thickness that meet or exceed those specified, providing suitability for use in AS2053.7 conforming Electrical Conduits.

All listed sizes are suitable for use with Non threaded type couplings, roll-groove type couplings, and fittings of suitable diameter. Additionally, they are suitable for joining by shouldered end coupling, or by appropriate screw threading techniques, or butt welding.

WMIS Data Sheet for 32NB Heavy Duty Rigid Conduit.

WMIS tube listed is manufactured by cold forming and electric resistance welding and is tested to the following Australian standards. Hollow sections listed may be used for structural purposes and have been manufactured to meet:

- (m) AS1163-1991 Structural Steel hollow sections.
- (n) AS1074-1989 Steel Tubes and Tubulars for ordinary service.
- (o) Steel Grade: C350LO
- (p) Yield strength (MPa) min: 350
- (q) Ultimate Tensile Strength (MPa) min: 430
- (r) Minimum elongation (%) where gauge length = 5.65*

32mm NB Rigid ALLGAL Conduit.

- (q) Outer Diameter: 42.4mm
- (r) Inner Diameter: 32mm
- (s) Wall Thickness: 3.2mm
- (t) Manufactured to AS1074/AS1163
- (u) Grade: C350 LO
- (v) Standard Lengths: 6.5mtrs. & 3.25mtrs
- (w) Finish: Galvanized to AS4750
- (x) Threads Available: NPT or BSP Tapered.

This product is not meant for use in high pressure applications.

Storage* It is highly recommended that Steel Conduit be stored in a dry area until used.

Application: WMIS Conduits can be installed indoors or outdoors, in dry or wet locations, exposed or concealed, in all kinds of atmospheric conditions, and in hazardous locations. It provides excellent mechanical protection for the conductors while reducing Electro-Magnetic field exposure, Rigid steel conduits are Non propagating therefore offering greater protection of cables in case of fires.

Advantages of using WMIS Rigid Steel Conduits

- (o) Better corrosion resistance.
- (p) Greater resistance to mechanical or electrical damage.
- (q) Stronger mechanical support.
- (r) Better protection under exposure from the sun, cyclones, rain and wind.
- (s) Greater protection against fires
- (t) Better dissipation of heat.
- (u) Non propagating material therefore greater protection of cables in case of fires.

Suppliers Description and physical characteristics of the conduit are summarized as follows:

- (m) The Conduit is produced as tube from Cold-Formed Structural Steel Hollow Sections steel strip.
- (n) Both sides of the feed strip for tube are coated with electro deposited zinc.
- (o) The strip is mechanically cleaned and descaled prior to electro coating with zinc.
- (p) Steel is processed in accordance with AS1074.
- (q) Steel conforms to AS1163 350LO.
- (r) Zinc coating conforms to AS4750-2000 and a clear water based polymer coating called Clear-Tec to the external surface of ALLGAL which provides additional shelf life protection. Total coating thickness of ALLGAL plus CLEAR-TEC is 11 microns.

Conduits are produced in wall thickness that meet or exceed those specified, providing suitability for use in AS2053.7 conforming Electrical Conduits.

All listed sizes are suitable for use with Non threaded type couplings, roll-groove type couplings, and fittings of suitable diameter. Additionally, they are suitable for joining by shouldered end coupling, or by appropriate screw threading techniques, or butt welding.

WMIS Data Sheet for 40NB Heavy Duty Rigid Conduit.

WMIS tube listed is manufactured by cold forming and electric resistance welding and is tested to the following Australian standards. Hollow sections listed may be used for structural purposes and have been manufactured to meet:

- (s) AS1163-1991 Structural Steel hollow sections.
- (t) AS1074-1989 Steel Tubes and Tubulars for ordinary service.
- (u) Steel Grade: C350LO
- (v) Yield strength (MPa) min: 350
- (w) Ultimate Tensile Strength (MPa) min: 430
- (x) Minimum elongation (%) where gauge length = 5.65*

40mm NB Rigid ALLGAL Conduit.

- (y) Outer Diameter: 48.3mm
- (z) Inner Diameter: 40mm
- (aa) Wall Thickness: 3.2mm
- (bb) Manufactured to AS1074/AS1163
- (cc) Grade: C350 LO
- (dd) Standard Lengths: 6.5mtrs. & 3.25mtrs
- (ee) Finish: Galvanized to AS4750
- (ff) Threads Available: NPT or BSP Tapered.

This product is not meant for use in high pressure applications.

Storage* It is highly recommended that Steel Conduit be stored in a dry area until used.

Application: WMIS Conduits can be installed indoors or outdoors, in dry or wet locations, exposed or concealed, in all kinds of atmospheric conditions, and in hazardous locations. It provides excellent mechanical protection for the conductors while reducing Electro-Magnetic field exposure, Rigid steel conduits are Non propagating therefore offering greater protection of cables in case of fires.

Advantages of using WMIS Rigid Steel Conduits

- (v) Better corrosion resistance.
- (w) Greater resistance to mechanical or electrical damage.
- (x) Stronger mechanical support.
- (y) Better protection under exposure from the sun, cyclones, rain and wind.
- (z) Greater protection against fires
- (aa) Better dissipation of heat.
- (bb) Non propagating material therefore greater protection of cables in case of fires.

Suppliers Description and physical characteristics of the conduit are summarized as follows:

- (s) The Conduit is produced as tube from Cold-Formed Structural Steel Hollow Sections steel strip.
- (t) Both sides of the feed strip for tube are coated with electro deposited zinc.
- (u) The strip is mechanically cleaned and descaled prior to electro coating with zinc.
- (v) Steel is processed in accordance with AS1074.
- (w) Steel conforms to AS1163 350LO.
- (x) Zinc coating conforms to AS4750-2000 and a clear water based polymer coating called Clear-Tec to the external surface of ALLGAL which provides additional shelf life protection. Total coating thickness of ALLGAL plus CLEAR-TEC is 11 microns.

Conduits are produced in wall thickness that meet or exceed those specified, providing suitability for use in AS2053.7 conforming Electrical Conduits.

All listed sizes are suitable for use with Non threaded type couplings, roll-groove type couplings, and fittings of suitable diameter. Additionally, they are suitable for joining by shouldered end coupling, or by appropriate screw threading techniques, or butt welding.

WMIS Data Sheet for 50NB Heavy Duty Rigid Conduit.

WMIS tube listed is manufactured by cold forming and electric resistance welding and is tested to the following Australian standards. Hollow sections listed may be used for structural purposes and have been manufactured to meet:

- (y) AS1163-1991 Structural Steel hollow sections.
- (z) AS1074-1989 Steel Tubes and Tubulars for ordinary service.
- (aa) Steel Grade: C350LO
- (bb) Yield strength (MPa) min: 350
- (cc) Ultimate Tensile Strength (MPa) min: 430
- (dd) Minimum elongation (%) where gauge length = 5.65*

50mm NB Rigid ALLGAL Conduit.

- (gg) Outer Diameter: 60.3mm
- (hh) Inner Diameter: 50mm
- (ii) Wall Thickness: 3.6mm
- (jj) Manufactured to AS1074/AS1163
- (kk) Grade: C350 LO
- (ll) Standard Lengths: 6.5mtrs. & 3.25mtrs
- Finish: Galvanized to AS4750
- Threads Available: NPT or BSP Tapered.

This product is not meant for use in high pressure applications.

Storage* It is highly recommended that Steel Conduit be stored in a dry area until used.

Application: WMIS Conduits can be installed indoors or outdoors, in dry or wet locations, exposed or concealed, in all kinds of atmospheric conditions, and in hazardous locations. It provides excellent mechanical protection for the conductors while reducing Electro-Magnetic field exposure, Rigid steel conduits are Non propagating therefore offering greater protection of cables in case of fires.

Advantages of using WMIS Rigid Steel Conduits

- (cc) Better corrosion resistance.
- (dd) Greater resistance to mechanical or electrical damage.
- (ee) Stronger mechanical support.
- (ff) Better protection under exposure from the sun, cyclones, rain and wind.
- (gg) Greater protection against fires
- (hh) Better dissipation of heat.
- (ii) Non propagating material therefore greater protection of cables in case of fires.

Suppliers Description and physical characteristics of the conduit are summarized as follows:

- (y) The Conduit is produced as tube from Cold-Formed Structural Steel Hollow Sections steel strip.
- (z) Both sides of the feed strip for tube are coated with electro deposited zinc.
- (aa) The strip is mechanically cleaned and descaled prior to electro coating with zinc.
- (bb) Steel is processed in accordance with AS1074.
- (cc) Steel conforms to AS1163 350LO.
- (dd) Zinc coating conforms to AS4750-2000 and a clear water based polymer coating called Clear-Tec to the external surface of ALLGAL which provides additional shelf life protection. Total coating thickness of ALLGAL plus CLEAR-TEC is 11 microns.

Conduits are produced in wall thickness that meet or exceed those specified, providing suitability for use in AS2053.7 conforming Electrical Conduits.

All listed sizes are suitable for use with Non threaded type couplings, roll-groove type couplings, and fittings of suitable diameter. Additionally, they are suitable for joining by shouldered end coupling, or by appropriate screw threading techniques, or butt welding.

WMIS Data Sheet for 65NB Heavy Duty Rigid Conduit.

WMIS tube listed is manufactured by cold forming and electric resistance welding and is tested to the following Australian standards. Hollow sections listed may be used for structural purposes and have been manufactured to meet:

- (ee) AS1163-1991 Structural Steel hollow sections.
- (ff) AS1074-1989 Steel Tubes and Tubulars for ordinary service.
- (gg) Steel Grade: C350LO
- (hh) Yield strength (MPa) min: 350
- (ii) Ultimate Tensile Strength (MPa) min: 430
- (jj) Minimum elongation (%) where gauge length = 5.65*

65mm NB Rigid ALLGAL Conduit.

- (mm) Outer Diameter: 76.1mm
- (nn) Inner Diameter: 65mm
- (oo) Wall Thickness: 3.6mm
- (pp) Manufactured to AS1074/AS1163
- (qq) Grade: C350 LO
- (rr) Standard Lengths: 6.5mtrs. & 3.25mtrs
- (ss) Finish: Galvanized to AS4750
- (tt) Threads Available: NPT or BSP Tapered.

This product is not meant for use in high pressure applications.

Storage* It is highly recommended that Steel Conduit be stored in a dry area until used.

Application: WMIS Conduits can be installed indoors or outdoors, in dry or wet locations, exposed or concealed, in all kinds of atmospheric conditions, and in hazardous locations. It provides excellent mechanical protection for the conductors while reducing Electro-Magnetic field exposure, Rigid steel conduits are Non propagating therefore offering greater protection of cables in case of fires.

Advantages of using WMIS Rigid Steel Conduits

- (jj) Better corrosion resistance.
- (kk) Greater resistance to mechanical or electrical damage.
- (ll) Stronger mechanical support.
 - Better protection under exposure from the sun, cyclones, rain and wind.
 - Greater protection against fires
 - Better dissipation of heat.
 - Non propagating material therefore greater protection of cables in case of fires.

Suppliers Description and physical characteristics of the conduit are summarized as follows:

- (ee) The Conduit is produced as tube from Cold-Formed Structural Steel Hollow Sections steel strip.
- (ff) Both sides of the feed strip for tube are coated with electro deposited zinc.
- (gg) The strip is mechanically cleaned and descaled prior to electro coating with zinc.
- (hh) Steel is processed in accordance with AS1074.
- (ii) Steel conforms to AS1163 350LO.
- (jj) Zinc coating conforms to AS4750-2000 and a clear water based polymer coating called Clear-Tec to the external surface of ALLGAL which provides additional shelf life protection. Total coating thickness of ALLGAL plus CLEAR-TEC is 11 microns.

Conduits are produced in wall thickness that meet or exceed those specified, providing suitability for use in AS2053.7 conforming Electrical Conduits.

All listed sizes are suitable for use with Non threaded type couplings, roll-groove type couplings, and fittings of suitable diameter. Additionally, they are suitable for joining by shouldered end coupling, or by appropriate screw threading techniques, or butt welding.

WMIS Data Sheet for 80NB Heavy Duty Rigid Conduit.

WMIS tube listed is manufactured by cold forming and electric resistance welding and is tested to the following Australian standards. Hollow sections listed may be used for structural purposes and have been manufactured to meet:

- (kk) AS1163-1991 Structural Steel hollow sections.
- (ll) AS1074-1989 Steel Tubes and Tubulars for ordinary service.
 - Steel Grade: C350LO
 - Yield strength (MPa) min: 350
 - Ultimate Tensile Strength (MPa) min: 430
 - Minimum elongation (%) where gauge length = 5.65*

80mm NB Rigid ALLGAL Conduit.

- (uu) Outer Diameter: 88.9mm
- (vv) Inner Diameter: 80mm
- (ww) Wall Thickness: 4.0mm
- (xx) Manufactured to AS1074/AS1163
 - Grade: C350 LO
 - Standard Lengths: 6.5mtrs. & 3.25mtrs
 - Finish: Galvanized to AS4750
 - Threads Available: NPT or BSP Tapered.

This product is not meant for use in high pressure applications.

Storage* It is highly recommended that Steel Conduit be stored in a dry area until used.

Application: WMIS Conduits can be installed indoors or outdoors, in dry or wet locations, exposed or concealed, in all kinds of atmospheric conditions, and in hazardous locations. It provides excellent mechanical protection for the conductors while reducing Electro-Magnetic field exposure, Rigid steel conduits are Non propagating therefore offering greater protection of cables in case of fires.

Advantages of using WMIS Rigid Steel Conduits

- (mm) Better corrosion resistance.
- (nn) Greater resistance to mechanical or electrical damage.
- (oo) Stronger mechanical support.
- (pp) Better protection under exposure from the sun, cyclones, rain and wind.
- (qq) Greater protection against fires
- (rr) Better dissipation of heat.
- (ss) Non propagating material therefore greater protection of cables in case of fires.

Suppliers Description and physical characteristics of the conduit are summarized as follows:

- (kk) The Conduit is produced as tube from Cold-Formed Structural Steel Hollow Sections steel strip.
- (ll) Both sides of the feed strip for tube are coated with electro deposited zinc.
 - The strip is mechanically cleaned and descaled prior to electro coating with zinc.
 - Steel is processed in accordance with AS1074.
 - Steel conforms to AS1163 350LO.
 - Zinc coating conforms to AS4750-2000 and a clear water based polymer coating called Clear-Tec to the external surface of ALLGAL which provides additional shelf life protection. Total coating thickness of ALLGAL plus CLEAR-TEC is 11 microns.

Conduits are produced in wall thickness that meet or exceed those specified, providing suitability for use in AS2053.7 conforming Electrical Conduits.

All listed sizes are suitable for use with Non threaded type couplings, roll-groove type couplings, and fittings of suitable diameter.

Additionally, they are suitable for joining by shouldered end coupling, or by appropriate screw threading techniques, or butt welding.

WMIS Data Sheet for 100NB Heavy Duty Rigid Conduit.

WMIS tube listed is manufactured by cold forming and electric resistance welding and is tested to the following Australian standards. Hollow sections listed may be used for structural purposes and have been manufactured to meet:

- (mm) AS1163-1991 Structural Steel hollow sections.
- (nn) AS1074-1989 Steel Tubes and Tubulars for ordinary service.
- (oo) Steel Grade: C350LO
- (pp) Yield strength (MPa) min: 350
- (qq) Ultimate Tensile Strength (MPa) min: 430
- (rr) Minimum elongation (%) where gauge length = 5.65*

100mm NB Rigid ALLGAL Conduit.

Outer Diameter: 114.0 mm
Wall Thickness: 4.5mm
Manufactured to AS1074/AS1163
Grade: C350 LO
Standard Lengths: 6.5mtrs. & 3.25mtrs
Finish: Galvanized to AS4750
Threads Available: NPT or BSP Tapered.

This product is not meant for use in high pressure applications.

Storage* It is highly recommended that Steel Conduit be stored in a dry area until used.

Application: WMIS Conduits can be installed indoors or outdoors, in dry or wet locations, exposed or concealed, in all kinds of atmospheric conditions, and in hazardous locations. It provides excellent mechanical protection for the conductors while reducing Electro-Magnetic field exposure, Rigid steel conduits are Non propagating therefore offering greater protection of cables in case of fires.

Advantages of using WMIS Rigid Steel Conduits

- (tt) Better corrosion resistance.
- (uu) Greater resistance to mechanical or electrical damage.
- (vv) Stronger mechanical support.
 - Better protection under exposure from the sun, cyclones, rain and wind.
 - Greater protection against fires
 - Better dissipation of heat.
 - Non propagating material therefore greater protection of cables in case of fires.

Suppliers Description and physical characteristics of the conduit are summarized as follows:

- (mm) The Conduit is produced as tube from Cold-Formed Structural Steel Hollow Sections steel strip.
- (nn) Both sides of the feed strip for tube are coated with electro deposited zinc.
- (oo) The strip is mechanically cleaned and descaled prior to electro coating with zinc.
- (pp) Steel is processed in accordance with AS1074.
- (qq) Steel conforms to AS1163 350LO.
- (rr) Zinc coating conforms to AS4750-2000 and a clear water based polymer coating called Clear-Tec to the external surface of ALLGAL which provides additional shelf life protection. Total coating thickness of ALLGAL plus CLEAR-TEC is 11 microns.

Conduits are produced in wall thickness that meet or exceed those specified, providing suitability for use in AS2053.7 conforming Electrical Conduits.

All listed sizes are suitable for use with Non threaded type couplings, roll-groove type couplings, and fittings of suitable diameter. Additionally, they are suitable for joining by shouldered end coupling, or by appropriate screw threading techniques, or butt welding.

*Contractors Guide:***IP Ratings and technical Data Guide.****IP60**

1st digit - protection against solid objects

0	No protection
1	Protected against objects greater than 50mm
2	Protected against objects greater than 12mm
3	Protected against objects greater than 2.5mm
4	Protected against objects greater than 1.0mm
5	Ingress of dust is not totally prevented but dust does not enter in harmful quantities.
6	No ingress of dust

IP60

2nd digit - protection against water

0	No protection
1	Protected against falling drops
2	Protected against drops falling at 15 deg
3	Low pressure spray - similar to shower head at up to 60 deg from vertical
4	Low pressure spray - similar to shower head from any angle
5	Medium pressure jet - similar to garden hose - from any angle
6	High pressure jet - similar to fire hose - from any angle
7	Submersion at 1 metre for 30 minutes
8	Higher water pressure eg: 5 bar for 5 hours.
9	Steam clean, high pressure high temperature jet wash to DIN40050

WMIS products have been used on the following projects:

Sydney Harbour Tunnel	Sydney, NSW	<i>(Locfit Conduit)</i>
Riparian Plaza	Brisbane, QLD	<i>(Locfit Conduit)</i>
Amcors Bottling Plant	Gawler, SA	<i>(Locfit Conduit)</i>
Sydney Opera House	Sydney, NSW	<i>(Powdercoated Conduit)</i>
Baxter Detention Centre	Port Augusta, SA	<i>(Locfit Conduit)</i>
City Link Project	Melbourne, VIC	<i>(Locfit & Screwed Conduit)</i>
Holden Motor Company	Elizabeth, SA	<i>(Locfit & Screwed Conduit)</i>
Holden Motor Company	Fishermans Bend, VIC	<i>(Locfit Conduit)</i>
Southern Expressway	Adelaide, SA	<i>(Locfit Conduit)</i>
Mitsubishi Motors	Clovelly Park, SA	<i>(Locfit & Screwed Conduit)</i>
North West Shelf	Karratha, WA	<i>(Screwed Conduit)</i>
Roxby Downs	Roxby Downs, SA	<i>(Stainless Steel Conduit)</i>
Moomba Gas Field	Moomba, SA	<i>(Screwed Conduit)</i>
Stadium Australia	Homebush, NSW	<i>(Screwed Conduit)</i>
State Rail Sec/Upgrade	Sydney, NSW	<i>(Screwed Conduit)</i>
Lucas Heights	Sydney, NSW	<i>(Screwed Conduit)</i>
Cadia Mine	Newcastle, NSW	<i>(Locfit Conduit)</i>
Tindal Air Base	Darwin, NT	<i>(Screwed Conduit)</i>
The US Embassy	Canberra, ACT	<i>(Locfit Conduit)</i>
Cadbury's	Hobart, TAS	<i>(Screwed Conduit)</i>
Prominent Hill Mine	Prominent Hill, SA	<i>(Screwed Conduit)</i>
Honeymoon Mine	Broken Hill, NSW	<i>(Screwed Conduit & Water Pipe)</i>
BHP / Bechtel	Bunbury, WA	<i>(Screwed Conduit)</i>
Barrow Island	Barrow Island, WA	<i>(Stainless Steel Conduit)(Locfit)</i>
Bechtel LNG	Gladstone, QLD	<i>(Rigid NB Steel Conduit)</i>
Darwin Jail	Darwin, NT	<i>(Screwed & Locfit Conduit)</i>
Solomon Island Detention Centre	Solomon Island	<i>(Screwed Conduit)</i>

WMIS Exports to Japan, Singapore, Papua New Guinea, South Africa, New Zealand, Malaysia & Indonesia